

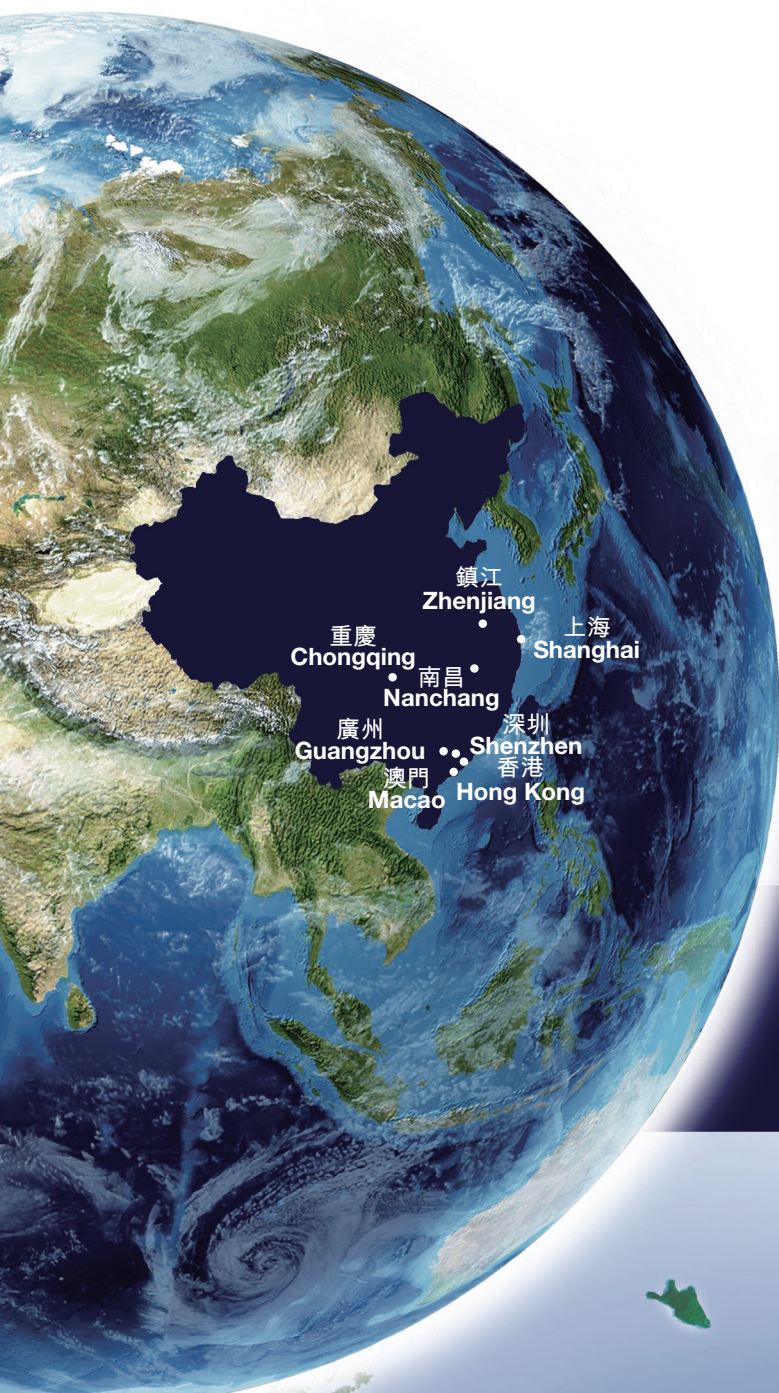


# 大新銀行集團有限公司

## DAH SING BANKING GROUP LIMITED

大新銀行有限公司之控股公司  
The holding company of Dah Sing Bank, Limited

(股份代號 Stock Code : 2356)



Annual Report **2013** 年報



Growing with the **Asian Region**  
與**亞洲**齊步成長



# 目錄

## CONTENTS

財務概要	Financial Summary	2
組織摘要	Corporate Information	4
董事及高層管理人員簡介	Directors' and Senior Management's Profile	6
主席報告書	Chairman's Statement	11
董事總經理兼行政總裁報告書	Managing Director and Chief Executive's Statement	15
業務回顧	Review of Operations	20
企業管治報告	Corporate Governance Report	32
董事會報告書	Report of the Directors	53
綜合收益賬	Consolidated Income Statement	69
綜合全面收益表	Consolidated Statement of Comprehensive Income	70
綜合財務狀況表	Consolidated Statement of Financial Position	71
財務狀況表	Statement of Financial Position	72
綜合權益變動表	Consolidated Statement of Changes in Equity	73
綜合現金流量結算表	Consolidated Statement of Cash Flows	75
財務報表附註	Notes to the Financial Statements	76
未經審核補充財務資料	Unaudited Supplementary Financial Information	252
獨立核數師報告	Independent Auditor's Report	277
主要附屬銀行－分行分佈表	Major Banking Subsidiaries – Lists of Branches	279

# 財務概要

## FINANCIAL SUMMARY

以百萬港元位列示	HK\$ Million	2009	2010	2011	2012	2013
股東資金	Shareholders' funds	9,932	12,335	13,311	15,403	17,050
後償債務	Subordinated notes	4,602	4,684	3,698	3,979	3,762
客戶存款	Deposits from customers	89,572	97,281	113,369	117,936	129,843
已發行的存款證	Certificates of deposit issued	2,060	4,746	3,164	5,753	6,133
存款總額	Total deposits	91,632	102,027	116,533	123,689	135,976
負債總值 (包括後償債務)	Total liabilities (including subordinated notes)	102,681	118,102	132,012	140,674	150,162
客戶貸款 (不包括貿易票據)	Advances to customers (excluding trade bills)	56,817	71,900	80,867	86,174	97,978
資產總值	Total assets	112,613	130,454	145,470	155,839	167,227
股東應佔溢利	Profit attributable to shareholders	636	1,135	1,147	1,480	1,756
全年派發股息	Total dividend distribution	-	322	342	388	413
以港元位列示	HK\$					
每股基本盈利(註2)	Basic earnings per share (Note 2)	0.61	0.98	0.94	1.20	1.40
每股股息	Dividends per share	-	0.27	0.28	0.31	0.33
以百分比列示	Percentage %					
貸款對存款比率(註3)	Loan to deposit ratio (Note 3)	62.0	70.5	69.4	69.7	72.1

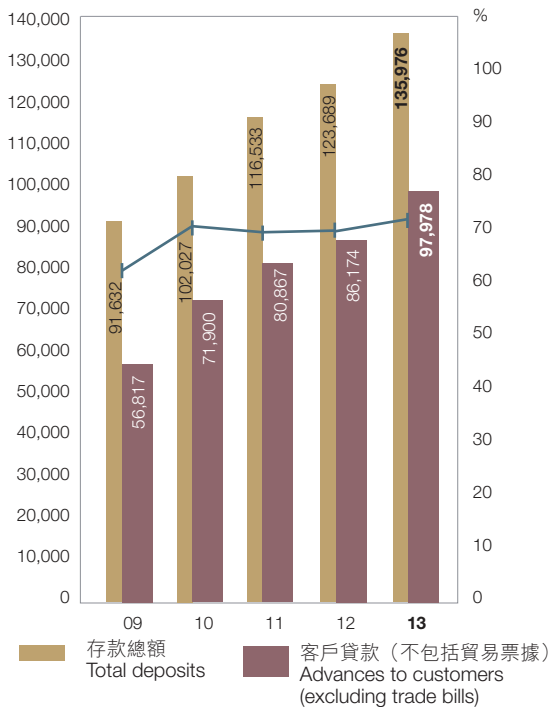
註：

1. 本集團由2013年1月1日起將其行產會計政策由重估基準改為歷史成本基準作會計處理，並已追溯採納此修訂及對比較數字作相應調整。
2. 2009年至2012年每股基本盈利已就上述有關行產之會計政策變更之影響予以重列。
3. 貸款對存款比率為客戶貸款總額(不包括貿易票據)對存款總額(包括已發行的存款證)之比率。

Note:

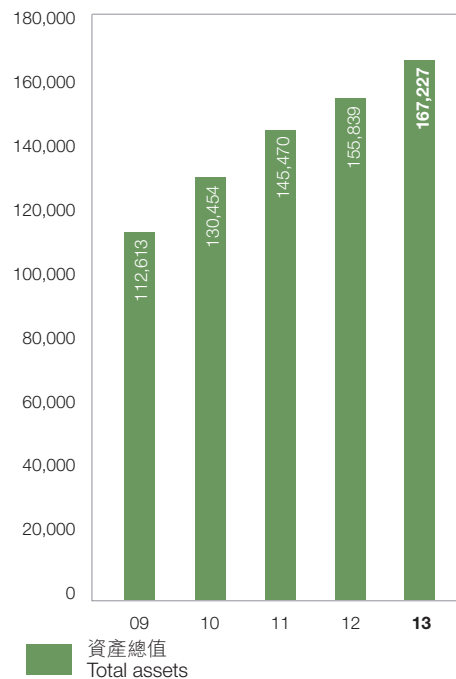
1. The Group has elected to change the accounting policy for its premises from revaluation to historical cost based accounting with effect from 1 January 2013, and has applied this change in accounting policy retrospectively with consequential restatements of the comparative figures.
2. Basic earnings per share for 2009 to 2012 have been restated to take into account the effects of the change in accounting policy in respect of premises described above.
3. Loan to deposit ratio is calculated as the ratio of total advances to customers (excluding trade bills) to total deposits (including certificates of deposit issued).

客戶貸款 / 存款總額  
Advances to customers / Total deposits  
百萬港元 HK\$ Million

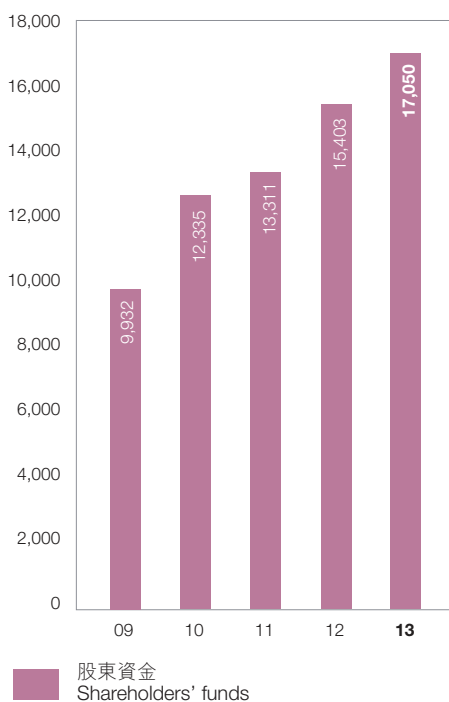


貸款 (不包括貿易票據) 對存款 (包括已發行的存款證) 比率  
Loan (excluding trade bills) to deposit (including certificates of deposit issued) ratio

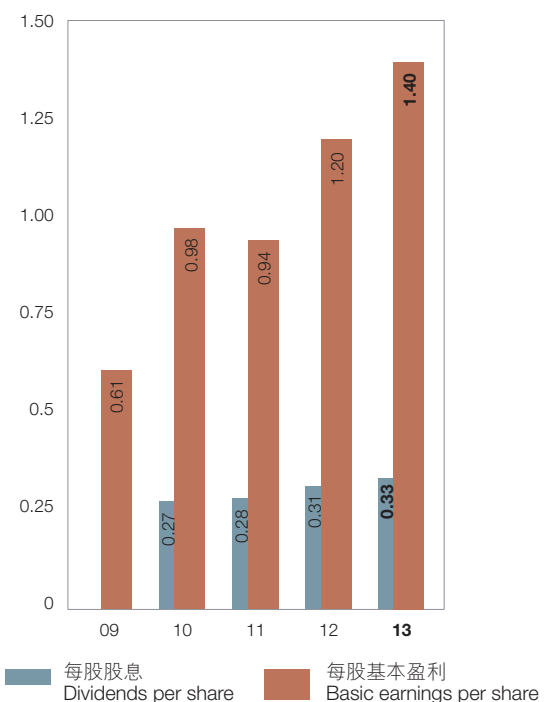
資產總值  
Total assets  
百萬港元 HK\$ Million



股東資金  
Shareholders' funds  
百萬港元 HK\$ Million



每股基本盈利 / 每股股息  
Basic earnings per share / Dividends per share  
港元 HK\$



# 組織摘要

## CORPORATE INFORMATION

### 大新銀行集團有限公司

#### 董事會

王守業

主席

黃漢興

副主席

史習陶

獨立非執行董事

梁君彥

獨立非執行董事

陳勝利

獨立非執行董事

吳源田

獨立非執行董事

平井章治

非執行董事

王祖興

董事總經理兼行政總裁

王伯凌

執行董事

#### 審核委員會

史習陶

主席

陳勝利

吳源田

#### 提名及薪酬委員會

史習陶

主席

梁君彥

陳勝利

王守業

黃漢興

### DAH SING BANKING GROUP LIMITED

#### BOARD OF DIRECTORS

David Shou-Yeh Wong

Chairman

Hon-Hing Wong (Derek Wong)

Vice Chairman

Robert Tsai-To Sze

Independent Non-Executive Director

Andrew Kwan-Yuen Leung

Independent Non-Executive Director

Seng-Lee Chan

Independent Non-Executive Director

Yuen-Tin Ng

Independent Non-Executive Director

Shoji Hirai

Non-Executive Director

Harold Tsu-Hing Wong

Managing Director and Chief Executive

Gary Pak-Ling Wang

Executive Director

#### AUDIT COMMITTEE

Robert Tsai-To Sze

Chairman

Seng-Lee Chan

Yuen-Tin Ng

#### NOMINATION AND REMUNERATION COMMITTEE

Robert Tsai-To Sze

Chairman

Andrew Kwan-Yuen Leung

Seng-Lee Chan

David Shou-Yeh Wong

Hon-Hing Wong (Derek Wong)

**註冊辦事處**

香港告士打道 108 號  
大新金融中心 36 樓  
電話：2507 8866  
傳真：2598 5052  
環球財務電訊：DSBAHKHH  
網址：<http://www.dahsing.com>

**秘書**

王慧娜 FCIS, FCS

**核數師**

羅兵咸永道會計師事務所  
香港執業會計師

**律師**

史密夫•斐爾律師事務所

**股份登記及過戶處**

香港中央證券登記有限公司  
香港灣仔皇后大道東 183 號  
合和中心 17 樓 1712 至 1716 室

**主要附屬銀行**

大新銀行有限公司  
大新銀行(中國)有限公司  
澳門商業銀行股份有限公司

(請參閱本年報第 279 至 284 頁所載各附屬銀行之  
分行分佈表。)

**REGISTERED OFFICE**

36th Floor, Dah Sing Financial Centre  
108 Gloucester Road, Hong Kong  
Tel: 2507 8866  
Fax: 2598 5052  
S.W.I.F.T.: DSBAHKHH  
Website: <http://www.dahsing.com>

**SECRETARY**

Doris Wai-Nar Wong FCIS, FCS

**AUDITORS**

PricewaterhouseCoopers  
*Certified Public Accountants in Hong Kong*

**SOLICITORS**

Herbert Smith Freehills

**SHARE REGISTRAR AND TRANSFER OFFICE**

Computershare Hong Kong Investor Services Limited  
Shops 1712-1716, 17th Floor, Hopewell Centre  
183 Queen's Road East, Wan Chai, Hong Kong

**MAJOR BANKING SUBSIDIARIES**

Dah Sing Bank, Limited  
Dah Sing Bank (China) Limited  
Banco Comercial de Macau, S.A.

(Please see pages 279 to 284 of this annual report for respective list  
of branches.)

## 董事及高層管理人員簡介

# DIRECTORS' AND SENIOR MANAGEMENT'S PROFILE

### 董事會

王守業先生  
主席

73歲。2004年獲委任為本公司主席。大新金融集團有限公司(「大新金融」)、大新銀行有限公司(「大新銀行」)、澳門商業銀行股份有限公司、大新人壽保險有限公司(「大新人壽」)、大新保險(1976)有限公司、澳門保險有限公司、澳門人壽保險有限公司、新亞船務有限公司及多間公司之主席。現任本公司及大新金融提名及薪酬委員會成員。香港廣東外商公會及廣東外商公會名譽會長。香港銀行公會、香港華商銀行公會及香港船東協會成員。香港銀行學會副會長。香港上市公司商會常務委員會成員。王先生擁有逾45年銀行及金融業務經驗。本公司董事總經理兼行政總裁、大新銀行及大新人壽副主席、以及本公司其他主要營運銀行及保險附屬公司執行董事王祖興先生之父親。

黃漢興先生  
副主席

61歲。於2004年獲委任為本公司董事總經理，至2011年4月晉升為本公司之董事會副主席。於1993年獲委任為大新金融集團有限公司(「大新金融」)董事，至2002年1月晉升為董事總經理。於1977年加入本公司之主要營運附屬公司大新銀行有限公司(「大新銀行」)服務，輾轉掌管多個部門，繼1989年成為大新銀行董事及於2000年晉升為董事總經理後，至2011年4月獲委任為董事會副主席。現任本公司及大新金融提名及薪酬委員會成員。彼為大新銀行(中國)有限公司董事長、及集團內多間主要附屬公司之董事。並出任長城人壽保險股份有限公司董事、兼就本集團擁有其於香港上市H股17%權益之重慶銀行股份有限公司之非執行董事及副董事長。英國銀行學會會士、香港銀行學會及英國國際零售銀行理事會創始會員。黃先生擁有逾35年銀行業務經驗。

### BOARD OF DIRECTORS

Mr. David Shou-Yeh Wong  
*Chairman*

Aged 73. Appointed as the Chairman of the Company in 2004. Chairman of Dah Sing Financial Holdings Limited ("DSFH"), Dah Sing Bank, Limited ("DSB"), Banco Comercial de Macau, S.A., Dah Sing Life Assurance Company Limited ("DSL A"), Dah Sing Insurance Company (1976) Limited, Macau Insurance Company Limited, Macau Life Insurance Company Limited, New Asian Shipping Company, Limited and various other companies. Currently a member of the Nomination and Remuneration Committee of both the Company and DSFH. Honorary President of Hong Kong Guangdong Chamber of Foreign Investors and Guangdong Chamber of Foreign Investors. Member of The Hong Kong Association of Banks, The Chinese Banks Association Limited and The Hong Kong Shipowners Association. Vice President of The Hong Kong Institute of Bankers. General Committee Member of The Chamber of Hong Kong Listed Companies. Mr. Wong has over 45 years of experience in banking and finance. Father of Mr. Harold Tsu-Hing Wong, the Managing Director and Chief Executive of the Company, Vice Chairman of DSB and DSL A, and an Executive Director of the Company's other key operating banking and insurance subsidiaries.

Mr. Hon-Hing Wong (Derek Wong)  
*Vice Chairman*

Aged 61. Appointed as the Managing Director of the Company in 2004 and promoted as Vice Chairman in April 2011. Appointed as Director of Dah Sing Financial Holdings Limited ("DSFH") in 1993 and promoted as its Managing Director in January 2002. Joined Dah Sing Bank, Limited ("DSB"), a key operating subsidiary of the Company, in 1977 and has served and managed various departments before appointed as a Director in 1989 and was promoted as its Managing Director in 2000 and Vice Chairman in April 2011. Currently a member of the Nomination and Remuneration Committee of both the Company and DSFH. Chairman of Dah Sing Bank (China) Limited and a director of various major subsidiaries of the Group. Director of Great Wall Life Insurance Company Limited, and a non-executive Director and Vice Chairman of Bank of Chongqing Co., Ltd. in which the Group has a 17% equity interest in its H shares listed in Hong Kong. Associate of The Institute of Bankers (U.K.), Founder Member of The Hong Kong Institute of Bankers and The International Retail Banking Council of the U.K. Mr. Wong has over 35 years of experience in banking.

## 董事及高層管理人員簡介 DIRECTORS' AND SENIOR MANAGEMENT'S PROFILE

史習陶先生  
獨立非執行董事

73歲。於2004年獲委任為本公司獨立非執行董事。亦為大新金融集團有限公司(「大新金融」)、大新銀行有限公司、大新銀行(中國)有限公司及大新人壽保險有限公司之獨立非執行董事。現任大新金融及本公司審核委員會及提名及薪酬委員會主席、及下述多家香港上市公司非執行董事。英格蘭及威爾斯特許會計師公會及香港會計師公會資深會員。史先生為一間國際會計師行前合夥人，彼於該行執業超過20年。

除本公司及大新金融外，史先生亦為現時／曾經於過往三年期間於其他多家香港上市公司擔任董事職務，包括香港中旅國際投資有限公司、合興集團有限公司、閩信集團有限公司、南洋集團有限公司、新華匯富金融控股有限公司、亞洲衛星控股有限公司(於2013年6月退任)及品質國際集團有限公司(於2013年9月退任)。

梁君彥先生  
獨立非執行董事

63歲。分別於2004年及2006年獲委任為本公司及本公司主要營運附屬機構大新銀行有限公司獨立非執行董事。於2005年獲委任為本公司提名及薪酬委員會成員。現任(工業界一)立法會議員。香港工業總會及香港紡織業聯會名譽會長。香港貿易發展局理事會理事。亦為香港按揭證券有限公司董事。現亦為華南城控股有限公司、中南創發控股有限公司及海港企業有限公司獨立非執行董事。

Mr. Robert Tsai-To Sze  
*Independent Non-Executive Director*

Aged 73. Appointed as an Independent Non-Executive Director of the Company in 2004. Also an Independent Non-Executive Director of Dah Sing Financial Holdings Limited ("DSFH"), Dah Sing Bank, Limited, Dah Sing Bank (China) Limited and Dah Sing Life Assurance Company Limited. Currently the Chairman of the Audit Committee and the Nomination and Remuneration Committee of both the Company and DSFH, and a non-executive Director to a number of Hong Kong listed companies as set out below. Fellow of The Institute of Chartered Accountants in England and Wales and The Hong Kong Institute of Certified Public Accountants. Mr. Sze was a former partner of an international firm of accountants with which he practised for over 20 years.

Apart from the Company and DSFH, Mr. Sze also holds/held directorships in other Hong Kong listed companies during the last three years, namely, China Travel International Investment Hong Kong Limited, Hop Hing Group Holdings Limited, Min Xin Holdings Limited, Nanyang Holdings Limited, Sunwah Kingsway Capital Holdings Limited, Asia Satellite Telecommunications Holdings Limited (retired in June 2013) and QPL International Holdings Limited (retired in September 2013).

Mr. Andrew Kwan-Yuen Leung  
*Independent Non-Executive Director*

Aged 63. Appointed as an Independent Non-Executive Director of the Company in 2004 and Dah Sing Bank, Limited, a key operating subsidiary of the Company, in 2006. Also a member of the Nomination and Remuneration Committee of the Company, appointed in 2005. Currently Legislative Councillor (Industrial First). Honorary President of Federation of Hong Kong Industries and Textile Council of Hong Kong. Council member of the Hong Kong Trade Development Council. Currently also a Director of The Hong Kong Mortgage Corporation Limited, and an Independent Non-Executive Director of China South City Holdings Limited, CN Innovations Holdings Limited and Harbour Centre Development Limited.

## 董事及高層管理人員簡介

# DIRECTORS' AND SENIOR MANAGEMENT'S PROFILE

陳勝利先生  
獨立非執行董事

67歲。海德堡中國有限公司之前行政總裁。2008年6月榮休後，於同年8月獲委任為本公司獨立非執行董事。於2011年5月獲委任為本公司審核委員會及提名及薪酬委員會成員以及於2012年5月獲委任為本公司主要營運附屬機構大新銀行有限公司獨立非執行董事。陳先生擁有逾40年專業印刷傳訊經驗，對亞洲市場有相當了解，對中國市場更尤為熟悉。

吳源田先生  
獨立非執行董事

62歲。於2012年4月獲委任為本公司獨立非執行董事及審核委員會成員，於2012年10月及2013年2月分別獲委任為本公司之附屬銀行公司大新銀行有限公司（「大新銀行」）及大新銀行（中國）有限公司之獨立非執行董事，以及於2013年5月獲委任為大新銀行之風險管理及合規監督委員會成員。目前亦為另一家香港上市公眾公司建聯集團有限公司之獨立非執行董事。英國特許銀行學會會員、香港銀行學會資深會員及榮譽顧問。吳先生擁有40年豐富銀行及金融行業經驗，彼於2011年在恒生銀行有限公司宣告榮休前12年內專責企業及機構銀行業務管理。

平井章治先生  
非執行董事

48歲。於2013年8月獲委任為本公司非執行董事。現為三菱東京UFJ銀行香港分行之副總經理及BTMU Nominees (HK) Limited之董事。於2011年被委任為三菱東京UFJ銀行（中國）上海分行之虹橋支行總經理前，曾出任及掌管三菱東京UFJ銀行多個不同部門。平井先生擁有逾25年豐富之企業銀行及企業規劃經驗。

Mr. Seng-Lee Chan  
*Independent Non-Executive Director*

Aged 67. Appointed as an Independent Non-Executive Director of the Company in August 2008 upon his retirement in June 2008 as the Chief Executive Officer of Heidelberg China Limited. Also appointed as a member of the Audit Committee and the Nomination and Remuneration Committee of the Company in May 2011 as well as an Independent Non-Executive Director of Dah Sing Bank, Limited, a key operating subsidiary of the Company, in May 2012. Mr. Chan has over 40 years of experience primarily in the Print Media Industry and with a sound knowledge of the Asian markets, particularly in China.

Mr. Yuen-Tin Ng  
*Independent Non-Executive Director*

Aged 62. Appointed as an Independent Non-Executive Director and a member of the Audit Committee of the Company in April 2012. Also an Independent Non-Executive Director of Dah Sing Bank, Limited (“DSB”) and Dah Sing Bank (China) Limited (the Company’s banking subsidiaries), appointed in October 2012 and February 2013 respectively, as well as a member of the Risk Management and Compliance Committee of DSB, appointed in May 2013. Currently also an Independent Non-Executive Director of Chinney Alliance Group Limited, a public company listed in Hong Kong. Associate of The Chartered Institute of Bankers (UK), Fellow and an honorary advisor of The Hong Kong Institute of Bankers. Mr. Ng has 40 years of extensive experience in banking and financial industry with a focus on the corporate and institutional banking business management for the last 12 years prior to his retirement from Hang Seng Bank Limited in 2011.

Mr. Shoji Hirai  
*Non-Executive Director*

Aged 48. Appointed as a Non-Executive Director of the Company in August 2013. Currently Deputy General Manager of The Bank of Tokyo-Mitsubishi UFJ, Ltd. (“BTMU”) Hong Kong Branch and a Director of BTMU Nominees (HK) Limited. Served and managed various divisions in BTMU before appointed as General Manager of Hongqiao Sub-Branch of Bank of Tokyo-Mitsubishi UFJ (China), Ltd. Shanghai Branch in 2011. Mr. Hirai has over 25 years of extensive experience in corporate banking, as well as corporate planning.

## 董事及高層管理人員簡介 DIRECTORS' AND SENIOR MANAGEMENT'S PROFILE

王祖興先生  
董事總經理兼行政總裁

44歲。2004年獲委任為本公司執行董事，並於2011年4月晉升為董事總經理兼行政總裁。於2000年加入本公司主要營運附屬公司大新銀行有限公司，於2005年獲委任為執行董事並於2010年3月獲委任為董事會副主席。彼現亦為大新人壽保險有限公司副主席、大新銀行(中國)有限公司與澳門商業銀行股份有限公司之董事。英格蘭及威爾斯、以及香港之合資格律師。彼為大新金融集團有限公司及本公司董事會主席王守業先生之兒子。

王伯凌先生  
執行董事

53歲。於2004年獲委任為本公司執行董事。於1995年加入本公司主要營運附屬公司大新銀行有限公司(「大新銀行」)擔任集團財務總監一職，於1997年晉升為董事，多年專責集團整體的財務管理及監控、營運操作與資訊系統職能。於2011年5月晉升為大新銀行董事總經理兼行政總裁。彼亦為大新金融集團有限公司、澳門商業銀行股份有限公司、大新銀行(中國)有限公司及大新人壽保險有限公司之董事。專業會計師、英國特許公認會計師公會資深會員及香港會計師公會會員。王先生擁有逾25年財務管理及銀行營運經驗。

### 高層管理人員

麥曉德先生  
大新金融集團有限公司執行董事兼  
大新銀行副行政總裁

46歲。於1998年入職大新金融集團有限公司，現為該公司執行董事。彼亦為大新人壽保險有限公司、澳門保險有限公司、澳門人壽保險有限公司、大新銀行有限公司(「大新銀行」)、及大新銀行(中國)有限公司之董事。現任大新銀行副行政總裁及大新銀行財資處及企業融資部主管，負責銀行財資及企業融資策劃。麥先生擁有逾24年英國及香港兩地之金融服務經驗。

Mr. Harold Tsu-Hing Wong  
*Managing Director and Chief Executive*

Aged 44. Appointed as an Executive Director of the Company in 2004 and promoted as the Managing Director and Chief Executive in April 2011. Joined Dah Sing Bank, Limited, a key operating subsidiary of the Company, in 2000, and appointed as an Executive Director in 2005 and as the Vice Chairman in March 2010. Currently also a Vice Chairman of Dah Sing Life Assurance Company Limited, and a Director of Dah Sing Bank (China) Limited and Banco Comercial de Macau, S.A. Qualified solicitor in England and Wales and in Hong Kong. Son of Mr. David Shou-Yeh Wong, the Chairman of the Boards of Dah Sing Financial Holdings Limited and the Company.

Mr. Gary Pak-Ling Wang  
*Executive Director*

Aged 53. Appointed as an Executive Director of the Company in 2004. Joined Dah Sing Bank, Limited ("DSB"), a key operating subsidiary of the Company, as the Group Financial Controller in 1995 and was promoted as a Director in 1997, responsible for the overall financial management and control, operations and IT functions of the Group for a number of years since then. Promoted as the Managing Director and Chief Executive of DSB in May 2011. Also a Director of Dah Sing Financial Holdings Limited, Banco Comercial de Macau, S.A., Dah Sing Bank (China) Limited and Dah Sing Life Assurance Company Limited. Qualified accountant, Fellow of The Association of Chartered Certified Accountants of the U.K. and member of the Hong Kong Institute of Certified Public Accountants. Mr. Wang has over 25 years of experience in financial management and banking.

### SENIOR MANAGEMENT

Mr. Nicholas John Mayhew  
*Executive Director of Dah Sing Financial Holdings Limited and  
Deputy Chief Executive of Dah Sing Bank*

Aged 46. Joined Dah Sing Financial Holdings Limited in 1998 and currently an Executive Director. Also a Director of Dah Sing Life Assurance Company Limited, Macau Insurance Company Limited, Macau Life Insurance Company Limited, Dah Sing Bank, Limited ("DSB") and Dah Sing Bank (China) Limited. Deputy Chief Executive of DSB, and Head of Treasury and Corporate Finance of DSB, responsible for its treasury and corporate finance activities. Mr. Mayhew has over 24 years of experience in financial services both in the U.K. and Hong Kong.

## 董事及高層管理人員簡介

# DIRECTORS' AND SENIOR MANAGEMENT'S PROFILE

劉成達先生  
大新銀行執行董事

51歲。於1992年加入本公司主要營運附屬公司大新銀行有限公司，於2012年5月獲委任為大新銀行執行董事。彼為現任大新銀行商業銀行處主管，專責發展及管理商業銀行業務。亦為香港中華廠商聯合會中小型企業委員會委員。劉先生擁有逾25年商業銀行業務經驗。

王美珍女士  
大新銀行執行董事

47歲。於2012年2月加入本公司主要營運附屬公司大新銀行有限公司出任零售銀行處主管，專責發展零售銀行、銀行保險、零售證券、財富管理業務、私人銀行及汽車貸款業務，於2012年5月獲委任為執行董事。王女士擁有逾25年零售及個人銀行業務經驗，曾任職其他在港經營銀行，包括渣打銀行及中信銀行國際。

陳蓮英女士  
大新銀行(中國)有限公司行政總裁兼董事

55歲。於2011年加入並獲委任為本公司主要營運附屬公司大新銀行(中國)有限公司之行政總裁兼董事，專責中國內地之銀行業務發展、分行經營及管理。陳女士擁有逾26年從事中國銀行業務經驗。

江耀輝先生  
澳門商業銀行股份有限公司行政總裁兼董事

51歲。於2012年7月加入大新銀行有限公司及被委任為澳門商業銀行股份有限公司(於澳門註冊成立)之行政總裁兼董事。江先生擁有逾25年銀行及財務業務經驗，曾任職香港其他銀行包括大和銀行、渣打銀行及於任職星展銀行(香港)有限公司之過往12年，專注企業及機構銀行業務管理。

Mr. Eddie Shing-Tat Lau  
*Executive Director of Dah Sing Bank*

Aged 51. Joined Dah Sing Bank, Limited, a key operating subsidiary of the Company, in 1992 and was appointed as an Executive Director in May 2012. Head of Commercial Banking Division, responsible for overseeing and supervising commercial banking business. Currently also a committee member of SME Standing Committee of The Chinese Manufacturers' Association of Hong Kong. Mr. Lau has over 25 years of experience in commercial banking.

Ms. Phoebe Mei-Chun Wong  
*Executive Director of Dah Sing Bank*

Aged 47. Joined Dah Sing Bank, Limited, a key operating subsidiary of the Company, as the Head of Retail Banking business in February 2012, responsible for the development and management of overall retail banking, bancassurance, retail brokerage, wealth management businesses, private banking and vehicle financing. Appointed as an Executive Director in May 2012. Ms. Wong has over 25 years of experience in retail and personal banking business with other banks operating in Hong Kong, including Standard Chartered Bank and CITIC Bank International.

Ms. Lin-Ying Chan (Kandy Chan)  
*Chief Executive Officer and Director of Dah Sing Bank (China) Limited*

Aged 55. Joined and appointed as the Chief Executive Officer and Director of Dah Sing Bank (China) Limited, a key operating subsidiary of the Company, in 2011, responsible for the banking development, and branch supervision and management in the Mainland China. Ms. Chan has over 26 years of banking experience in China.

Mr. Eddie Yiu-Fai Kong  
*Chief Executive Officer and Director of Banco Comercial de Macau, S.A.*

Aged 51. Joined Dah Sing Bank, Limited and appointed as the Chief Executive Officer and Director of Banco Comercial de Macau, S.A. (incorporated in Macau) in July 2012. Mr. Kong has over 25 years of experience in banking and finance business with other banks in Hong Kong including Daiwa Bank, Standard Chartered Bank, and with particular focus in corporate and institutional banking business management for the last 12 years in DBS Bank (Hong Kong) Limited.

2013年全球經濟發展好壞參半。美國經濟繼續有逐漸改善的跡象，聯邦儲備局開始縮減其量化寬鬆計劃，此舉為市場帶來一定波動性，而歐洲則大致平穩。中國內地經濟增速放緩，香港及澳門依然穩定。

在此狀況下，本集團欣然報告2013年錄得創新高的盈利。本集團核心業務盈利創下集團的記錄，股東應佔溢利按年增加18.6%至17億5千6百萬港元，主要由於營運收入大增29%，各核心收益增長強勁。本集團本年度扣除減值虧損後之營運溢利增加45%，股本回報率由10.3%增加至10.8%，尤其令人鼓舞。

過去數年，本集團開展新策略，著眼於股東的長遠利益，以達致有盈利的增長為目標。此策略至今十分成功，為本集團帶來更理想的財務表現。

In 2013, global economic development was mixed. The US economy continued to show signs of gradual improvement and the Federal Reserve commenced tapering of its QE programme, which gave rise to some market volatility, whilst Europe was broadly stable. Mainland China economic growth slowed, and conditions in Hong Kong and Macau remained stable.

Against this backdrop, we are pleased to report record profit for 2013. The Group reported its highest ever core profit, with profit attributable to shareholders increasing by 18.6% year on year to HK\$1,756 million, mainly the result of a very strong increase, at 29%, in operating income, with the strong growth in all core revenue lines. It is extremely encouraging to see that the Group's operating profit after impairment losses increased by 45% during the year, and our ROE improved from 10.3% to 10.8%.

Over the past few years, we have embarked on a new strategy for our banking business, with an objective of profitable growth for the long term interests of our shareholders. So far this strategy has been successful and has been delivering stronger financial performance.



大新金融集團主席王守業先生(前排左五)於「大新金融集團25周年上市盃」賽後，與一眾集團管理層及其他嘉賓，頒發獎盃予勝出馬匹「威風猛將」馬主、冠軍騎師及練馬師。  
Mr. David S.Y. Wong, Chairman of Dah Sing Financial Group (front row 5th from left), the management team and the other guests presented the Trophy to the owner, jockey and trainer of the winning horse "Wayfoong Express" after the "DSFH 25th Listing Anniversary Cup" race.

# 主席報告書 CHAIRMAN'S STATEMENT

## 資本及規管

儘管本集團現有資本水平高於監管規定，更雄厚的資本基礎可為集團提供有利條件，掌握市場出現的各種增長機遇。此外，根據新巴塞爾協定III之體制，在未來數年，隨著有關規定分階段全面執行，香港及全球的監管資本要求將繼續上升。基於上述原因，我們相信，加強本集團之資本基礎，長遠而言對股東有利，在本公司大股東及控股公司大新金融集團有限公司（「大新金融」）支持下，本集團已宣佈供股，籌集約12億港元。所得款項擬用於加強大新銀行的資本基礎。我們相信，現時加強資本基礎，長遠會對股東有利。此次籌集股本，將足夠未來數年可持續增長所需。

## CAPITAL AND REGULATION

Whilst our current levels of capital are above regulatory requirements, a stronger capital base will better position us to capture the various growth opportunities present in the market. Also, under the new Basel III regime, regulatory capital requirements both in Hong Kong and globally are likely to continue to rise in the next few years, as the requirements are fully phased in. For these reasons, we believe it is beneficial to shareholders in the long term to strengthen our capital base, and with the support of Dah Sing Financial Holdings Limited ("DSFH"), the major shareholder and holding company of the Company, we have announced our rights issue to raise approximately HK\$1.2 billion. The proceeds are intended to strengthen the capital base of Dah Sing Bank. We believe that it is beneficial to shareholders in the long term to strengthen the capital base now. The new equity capital raising exercise is designed to be sufficient for sustainable growth in the coming years.



2013年12月31日，恆生指數之收市表現。  
Closing price of Hang Seng Index on 31 December 2013.



2013年12月31日，大新金融集團有限公司（股票代號：440）及大新銀行集團有限公司（股票代號：2356）之收市表現。  
Closing prices of Dah Sing Financial Holdings Limited (Stock code: 440) and Dah Sing Banking Group Limited (Stock code: 2356) on 31 December 2013.

## 董事會

於2013年8月14日，鑑於小林一健先生獲其僱主三菱東京UFJ銀行調派出任香港以外之辦事處履行新職務，故辭任本公司非執行董事職務。平井章治先生於同日獲委任為其繼任人。

董事會向小林先生對本公司的貢獻致以衷心感謝，並歡迎平井先生加入董事會。

## 前瞻

全球於2014年的前景仍有不穩定因素。雖然美國繼續預測其國內生產總值有所增長，歐洲經濟增長仍然緩慢。新興市場也面對壓力。相對於全球經濟的增長，中國的經濟持續以較快速度增長，但增長已較過往減慢。在今年初，本集團已留意到由美國聯儲局開始縮減購買資產的規模、新興市場的波動性、烏克蘭局勢不穩定、以及人民幣出乎意料地轉升為跌所引發之不穩定因素。

該等不穩定因素不時提醒我們繼續對來年之增長及資本運用採取謹慎的態度。市場及信貸風險以外，本集團亦關注美國的減縮量寬政策對本地市場流動性可能產生之影響，故此，本集團繼續鞏固存款基礎以及保持充足的流動資產比率、以及現金和流動資產儲備。

長期而言，珠江三角洲和澳門的前景仍然良好，本集團期盼能鞏固在區內已建立的基礎。大中華地區更緊密的經濟融合，以及香港作為境外人民幣金融服務中心的定位，將帶來廣泛的新業務。

在香港境內及澳門，雖然業務增長趨勢較中國及中國相關業務較慢，但信貸質素維持良好。重慶銀行持續表現卓越，而本集團亦留意到中國西部的增長前景較中國整體強勁。

## DIRECTORS

On 14 August 2013, Mr. Kazutake Kobayashi resigned as a Non-Executive Director of the Company having taken on a new posting outside of Hong Kong with his employer The Bank of Tokyo-Mitsubishi UFJ, Ltd. Mr. Shoji Hirai was appointed as his successor on the same date.

The Board expresses its appreciation to Mr. Kobayashi for his contributions to the Company and warmly welcomes Mr. Hirai.

## FUTURE PROSPECTS

The global outlook for 2014 is somewhat uncertain. Whilst the US continues to forecast growth in GDP, economic growth in Europe remains slow. Emerging markets are also facing some pressure. The PRC economy continues to maintain higher growth rates relative to overall global growth, but at a somewhat slower pace than its past trajectory. In the early part of the year, we have already seen uncertainty caused by the beginning of the tapering of asset purchases by the US Federal Reserve, volatility in emerging markets, instability in Ukraine, and an unexpected reversal in the appreciation of the value of the RMB.

All of these uncertainties remind us to take a cautious approach to growth and capital in the year ahead. As well as market and credit risk, we are also mindful of the possible effect on liquidity of the US tapering in our local markets, and therefore continue to build our deposit base and maintain an adequate liquidity ratio and cash and liquid asset reserves.

Prospects in the Pearl River Delta and Macau remain good in the long term, and we look forward to solidifying the foundations that we have built in the region. Closer economic integration in the Greater China region and Hong Kong's position as a primary centre for offshore Renminbi financial services will open up new avenues for business.

Domestically in Hong Kong and Macau, whilst current trends in volume growth are slower than in PRC and PRC related businesses, credit quality remains sound. Bank of Chongqing continues to perform well, and we note the outlook for stronger growth in the Western part of the PRC, compared with the country as a whole.

# 主席報告書 CHAIRMAN'S STATEMENT

## 前瞻(續)

在快速轉變的經濟及監管環境，本集團的策略重點是為客戶提供優質產品及服務，以及致力實現業務可持續增長。本集團繼續看到於所有核心市場及業務增長的機會。鑑於全球前景仍有不明朗因素，本集團將審慎地尋求此等機會和增長，並同時適當地注意風險。堅持高標準的企業管治及風險管理依然是本集團文化的重心，亦在我們尋求業務持續增長時不可或缺。

最後，本人藉此感謝諸位董事所作出之珍貴貢獻，並謹代表董事會對各級員工在過去一年之辛勤與努力，以及客戶與股東之支持表示謝意。

主席  
王守業

香港，2014年3月26日

## FUTURE PROSPECTS (Continued)

In a rapidly changing economic and regulatory environment, our strategic priorities are designed to provide quality products and services to our customers and drive the sustainable growth of our businesses. We continue to see opportunities for growth in all of our core markets and core businesses. Given the unclear global outlook, we will pursue those opportunities and growth in a cautious manner and with proper attention to risk. Upholding high corporate governance and risk management standards remains central to our corporate culture and is an important part of shaping our business for sustainable growth.

Finally, I would like to thank my fellow directors for their valuable contribution and extend, on behalf of the Board, our appreciation to all of our colleagues for their hard work and dedication over the past year, and also our appreciation of the support from our customers and shareholders.

David Shou-Yeh Wong  
Chairman

Hong Kong, 26 March 2014



(由左至右) 香港金融管理局副總裁阮國恒先生、大新銀行集團有限公司董事總經理兼行政總裁 / 大新金融集團有限公司集團總經理及「傑出管理獎」得獎者王祖興先生與大新金融集團主席王守業先生出席2013年DHL/南華早報香港商業獎頒獎儀式。

Joining in the DHL/SCMP Hong Kong Business Awards 2013 presentation are (from left to right) Mr. Arthur Yuen, Deputy Chief Executive of Hong Kong Monetary Authority, Mr. Harold Wong, Managing Director and Chief Executive of Dah Sing Banking Group Limited / Group General Manager of Dah Sing Financial Holdings Limited and recipient of the "Executive Award" and Mr. David S. Y. Wong, Chairman of Dah Sing Financial Group.

# 董事總經理兼行政總裁報告書

## MANAGING DIRECTOR AND CHIEF EXECUTIVE'S STATEMENT

2013年年度的財務業績令人滿意，股東應佔溢利增加18.6%至17億5千6百萬港元，創下集團的記錄，平均股東資金回報率為10.8%。特別令人鼓舞為扣除減值虧損後之營運溢利，上升45%至15億3千2百萬港元，反映本集團所持有及經營的銀行業務的核心盈利持續有所改善。

長遠而言，本集團的主要管理目標為達致可觀的資金回報，同時於增長核心銀行業務發展時保持強勁的資本充足及流動性資產比率。於2011年，隨著管理層有所變動，本集團實行新策略，錄得平均股東資金回報率8.9%，並自此於2012年提升為10.3%及於2013年再升至10.8%。因此，我們於過去幾年在達致改善資金回報的目標上已取得進展，管理層致力採取步驟，確保本集團於日後能維持此表現。

儘管2014年前景預期本集團經擴大股本基礎的回報增長率將會放緩，本集團會繼續就於過去12至18個月表現出色的核心銀行業務範疇物色機會。

基本銀行業務雖然易於理解，但往往難以暢順執行。我們的業務模式簡單：接收存款、支付合理的利率及將存款投放於各種回報較高的貸款及資產；為客戶提供服務時賺取費用收入，並一直堅持以謹慎態度管理風險及成本。事實上，該等銀行營運原則是本集團業務策略的基本要素。

儘管我們經營的市場競爭激烈，本集團欣然地呈報主要溢利目標取得卓越的表現，包括下列各項：

- 由於業務增長及淨息差改善，淨利息收入由22億4百萬港元增加27%至27億9千7百萬港元。
- 淨服務費及佣金收入由5億3千1百萬港元增加32%至7億2百萬港元，乃主要受財富管理、銀行保險業務及財資相關業務以及一般銀行相關費用的增長所推動。

Our financial results for 2013 were satisfactory, with a profit attributable to shareholders increasing by 18.6% to HK\$1,756 million, a record for our Group, producing a return of 10.8% on average shareholders' funds. Of particular encouragement was the operating profit after impairment losses, which increased by 45% to HK\$1,532 million, reflecting the continued improvement in the core earnings of the banking businesses that we own and operate.

An important management objective is to achieve a satisfactory return on capital in the long-term, whilst maintaining strong capital and liquidity ratios as we grow our core banking businesses. In 2011, when the Group embarked on a new strategy after the change of management, the return on average shareholders' funds was 8.9%, which has since improved to 10.3% in 2012 and 10.8% in 2013. We have therefore made progress towards achieving the goal of improving return on capital in the last few years, and management is taking steps to strive to maintain this performance in the future.

While prospects for 2014 indicate a slowdown in the rate of increase in the return on our enlarged equity base, we continue to see opportunities in those areas of our core banking businesses that have performed well for the Group over the past 12-18 months.

The basic banking business is easy to understand but difficult to execute well. Our business model is simple: we take deposits, paying an acceptable interest rate, deploy those deposits in a diversified portfolio of loans and assets at a higher return, earn fee income in the process of serving our customers, and manage our risks and costs prudently at all times. Indeed, these banking tenets are the foundations of our business strategy.

Despite the intense competition in the markets in which we operate, we are pleased to report an encouraging performance in our key profit drivers, including the following:

- Net interest income was up by 27% from HK\$2,204 million to HK\$2,797 million due to a combination of growth in volumes and improvement in net interest margin ("NIM")
- Net fee and commission income increased by 32% from HK\$531 million to HK\$702 million driven largely by improvements in wealth management, bancassurance and treasury related businesses, as well as general banking fees.

- 淨息差於年內由1.54%增加至1.79%，主要由於市場流動性有所改善及本集團專注存款成本控制令存款成本減少，及較高之資產收益率（包括財資業務之投資收益率），以及本集團對貸款產品普遍向上重新定價所致，從而降低存款成本。

管理開支及控制成本為主要的管理重點。有效管理開支代表所花費的每分每毫應符合本集團的策略及優先次序，這應確保所花費的金錢用得其所，投資於合適的科技及產品以及做到以客為本。儘管面對成本上升的壓力及有需要為核心業務增長進行投資，營運開支增長控制於12%，惟營運收入增長高於成本增長，由29億6千1百萬港元增至38億1千7百萬港元，增幅達29%（顯示收入增長高於成本增長），有助於將成本收入比率由2012年的59.5%減至2013年的51.8%。我們相信，如能妥善管理開支及資源，我們將隨着業務規模擴大而受惠，且並不會減低客戶體驗或增加操作風險。

於年內，唯一美中不足之處為信貸成本因少數中國相關拖欠的貸款而有所增加。然而，因核心香港及澳門市場的信貸狀況良好，儘管貸款減值虧損及其他信貸撥備由1億4千4百萬港元增至3億1千萬港元，減值貸款比率仍維持於0.40%的穩健水平。由於銀行業為風險管理業務，審慎的信貸審批將繼續為管理層及本集團重要關注的領域。

於2013年，集團更改持作自用物業之會計政策，由重估模式改為成本模式，並已重列2012年的業績以反映有關變動。就資本而言，此乃一項較為穩健的處理方法，2013年年初整體資本充足比率因此下調51個基點，但此變動無須就物業於物業租約的餘下年期（一般至2047年年中）之物業重估盈餘攤銷而減少本集團整體之折舊及攤銷支出，導致年內盈利增加8千9百萬港元。繼有關變動後，我們目前採納的會計政策適合本集團擁有主要自用物業以進行業務及為客戶提供服務。

- NIM was up from 1.54% to 1.79% during the year, driven largely by lower deposit costs, resulting from improved market liquidity and a sharp focus on deposit cost management, and higher asset yields, including Treasury business investment yields, as well as upward repricing of our loan products in general.

Managing expenses and keeping costs under control is a key management focus. Managing expenses well means that every dollar we spend should be aligned with our strategy and priorities. This ought to ensure we are spending money on the right things, investing in the right technologies and products, and focusing on our customers. In spite of the considerable pressure of cost increases and the need to invest for growth in our core businesses, our operating expenses were contained to an increase of 12%. This was moreover outpaced by the increase of 29% in operating income from HK\$2,961 million to HK\$3,817 million (indicating the effects of “positive jaws”), which helped to reduce our cost-to-income ratio from 59.5% in 2012 to 51.8% in 2013. We believe that managing expenses and resources, if done well, should allow us to realize benefits as our business scale grows over time without diminishing customer experiences or increasing operational risk.

A slight blemish during the year was an increase in credit cost due to a small number of Mainland related delinquent loans. However, credit conditions in our core Hong Kong and Macau markets remained benign, and in spite of the increase in loan impairment losses and other credit provisions from HK\$144 million to HK\$310 million, the impaired loan ratio stood at a healthy level of 0.40%. As banking is a risk management business, prudent credit underwriting will continue to be an area of important focus for the management team and our Group.

In 2013, we changed our accounting policy relating to our holding of self-use premises from the revaluation model to the cost model, and the results of 2012 are restated to reflect this change. This is a more conservative treatment from a capital perspective (reducing our overall CAR by 51bps at the beginning of 2013), but results in higher earnings (by HK\$89 million for the year), due to the absence of a need to depreciate the premises revaluation surplus over the remaining period of the property leases (typically up to mid-2047), which reduces the overall depreciation and amortization charge of the Group. With this change, we now adopt an accounting policy that is also appropriate for Group's strategy in owning key self-use premises to conduct business and serve our customers.

## 董事總經理兼行政總裁報告書 MANAGING DIRECTOR AND CHIEF EXECUTIVE'S STATEMENT

重慶銀行於年內表現持續向好，年內溢利貢獻為5億7千9百萬港元，較去年增長18%。繼於其2013年進行首次公開招股後，本集團於重慶銀行的權益由20%攤薄至16.95%，而繼續視重慶銀行為本集團的聯營公司處理本集團應佔其盈利。有別於我們持有並經營的業務般將有關收益及開支項目計入本集團的財務報表，本集團只將應佔重慶銀行（作為聯營公司）的淨收入以單一項目計入綜合收益表內。然而，不論我們是否將重慶銀行以聯營公司方式列賬，對股東（包括本集團）而言，重慶銀行的盈利及資本價值乃根據其用途及該用途其後產生的盈利水平而定。因此，該價值乃由重慶銀行釐定，並不會因該等保留盈利於年內是否計入本集團溢利報告所影響。

由於業務增長強勁及風險加權資產增加14%，本集團於2013年12月31日之整體資本充足比率（「資本充足比率」）為14.5%，較去年輕微下降，而普通股權一級資本充足率<sup>1</sup>為10.4%與去年相同。本集團綜合資本基礎之實際金額增加17億港元至168億港元。本集團於2014年3月26日宣佈供股，籌集12億港元的股東權益。於完成後，資本充足比率將增加約1%。

<sup>1</sup> 普通股權一級資本充足率

Bank of Chongqing (“BOCQ”) continued to perform well with a contribution of HK\$579 million for the year, an increase of 18% over the prior year. Subsequent to its IPO in 2013, our interest in BOCQ was diluted to 16.95% from 20%, and we continued to account for the earnings of BOCQ as an associate of our Group. Unlike the businesses that we own and operate, where items relating to revenue and expense are included in our financial statements, only our proportionate share of net profit for BOCQ is included (as an associate) via a one-line entry in our consolidated income statement. However, whether or not we account for BOCQ as an associate, the value to its shareholders (including our Group) of the earnings and capital of BOCQ is determined by the use to which they are put and the subsequent level of earnings produced by that usage. That value is therefore determined by BOCQ and is not affected by the inclusion or non-inclusion of those retained earnings in our own reported profit for the year.

As at 31 December 2013, our total capital adequacy ratio (“CAR”) was 14.5%, a little lower than the prior year due to the strong volume growth and an increase in risk weighted assets by 14%, and our CET1<sup>1</sup> was 10.4%, the same as the prior year. In absolute dollar terms our consolidated capital base was higher by HK\$1.7 billion to HK\$16.8 billion. The Group announces a rights issue on 26th March 2014 to raise HK\$1.2 billion equity from shareholders. Upon completion, this will add about 1% to our CAR.

<sup>1</sup> Common Equity Tier 1 capital



重慶銀行股份有限公司之H股於2013年於香港成功上市。圖為本集團主席王守業先生(右)及重慶銀行股份有限公司之董事長及執行董事甘為民先生(左)出席上市儀式。  
Bank of Chongqing Co., Ltd. successfully listed its H shares in Hong Kong in 2013. Shown in the picture are Mr. David S. Y. Wong (right), Chairman of the Group and Mr. Gan Weimin (left), Chairman and Executive Director of Bank of Chongqing Co., Ltd. at the listing ceremony.

我們繼續維持穩健的流動資金水平，且絕大部分資金均來自客戶存款，流動資產比率於年內為46.2%及貸款對存款比率於2013年年底為72.1%。

當我們於2011年實行新中期策略時，管理層為本集團引入一系列的核心價值及指導原則，旨在指導員工，讓他們在工作時有一致的方向及目標。

此外，我們重視員工的活力、才智及誠信的特質，並視他們為本集團創造價值能力的根本。我們樂見僱員的努力受市場肯定，於年內獲得多個獎項，包括：

- 由 Best Practice Management Group 頒發 2013 年度「最佳業務實踐獎－僱員參與」
- 2013年DHL／南華早報香港商業獎之「傑出管理獎」
- 亞洲週刊頒發「亞洲卓越品牌」
- 香港中小型企業總商會頒發「中小企業最佳拍檔獎」
- 明報週刊頒發「星級商業銀行大獎」
- 2013香港工商業獎：就 *Pay@Mobile* 信用卡流動收款服務獲得創意優異證書

We continued to maintain an unvaryingly strong liquidity position, with most of our funding from customer deposits, a liquidity ratio of 46.2% in the year, and a loan to deposit ratio of 72.1% at the end of 2013.

When we embarked on the new medium term strategy in 2011, management introduced a set of core values and guiding principles for the Group, with the objective to guide and align the actions of our people at work.

Moreover, we emphasize the qualities of energy, intelligence and integrity in our people, and we see them as the ultimate source of our Group's ability to create value. We are delighted that the efforts of our people were recognized by the market, with the following awards among others received during the year:

- “Best Practice Award 2013 in Employee Engagement” from The Best Practice Management Group
- “Executive Award” from the DHL/SCMP Hong Kong Business Awards 2013
- “Asia Excellent Brand Award” from Yazhou Zhoukan
- “SME's Best Partner Award” from The Hong Kong General Chamber of Small and Medium Business
- “Elite Award on Commercial Banking” from Ming Pao Weekly
- 2013 Hong Kong Awards for Industries: Innovation and Creativity Certificate of Merit for our *Pay@Mobile* credit card mobile acceptance service

# 董事總經理兼行政總裁報告書 MANAGING DIRECTOR AND CHIEF EXECUTIVE'S STATEMENT

本人藉此感謝諸位持份者(包括客戶、社區、同事及股東)於2013年所作出之貢獻，特別是表揚香港大新銀行(特別是商業銀行、個人銀行及財資業務)及澳門商業銀行的領導們，在各部門的支持下對本集團於2013年的業績作出貢獻，為業務帶來豐碩的成果及盈利。

過往幾年本集團的業務表現有所改善，本人深感榮幸能夠帶領本集團及為各位股東服務。

董事總經理兼行政總裁  
王祖興

香港，2014年3月26日

I want to thank all of our stakeholders – our customers, communities, colleagues and shareholders – for helping make 2013 a good year. In particular, full credit goes to the leaders of Dah Sing Bank in Hong Kong especially from our Commercial Banking, Personal Banking and Treasury businesses, and BCM in Macau, who have been ably supported by our support divisions, for the performance and earnings of these businesses which contributed meaningfully to our Group's results in 2013.

It has been a privilege to lead the Group and serve you – our shareholders – as our performance has improved over the past few years.

Harold Tsu-Hing Wong  
*Managing Director and Chief Executive*

Hong Kong, 26 March 2014

# 業務回顧 REVIEW OF OPERATIONS

## 財務撮要

本年度集團財務表現撮要概列於下表：

## FINANCIAL HIGHLIGHTS

The highlights of the Group's financial performance for the year are summarised in the table below:

		2013年 2013	2012年 2012 重列 Restated	變動 Variance
淨息差	Net interest margin	1.79%	1.54%	
百萬港元	HK\$ Million			
扣除減值虧損前 之營運溢利	Operating profit before impairment losses	1,841.6	1,199.7	53.5%
扣除減值虧損後 之營運溢利	Operating profit after impairment losses	1,531.8	1,056.0	45.1%
股東應佔溢利	Profit attributable to shareholders	1,756.5	1,480.4	18.6%
客戶貸款	Advances to customers	97,978	86,174	13.7%
客戶存款	Customers' deposits	129,843	117,936	10.1%
已發行的存款證	Certificates of deposit issued	6,133	5,752	6.6%
存款合計	Total deposits	135,976	123,688	9.9%
已發行的債務證券 後償債務	Issued debt securities Subordinated notes	775 3,762	2,713 3,979	-71.4% -5.5%
資產合計	Total assets	167,227	155,839	7.3%
負債合計	Total liabilities	150,162	140,420	6.9%
股東資金	Shareholders' funds	17,050	15,403	10.7%
淨利息收入／營運收入	Net interest income/operating income	73.3%	74.5%	
成本對收入比率	Cost to income ratio	51.8%	59.5%	
平均總資產回報	Return on average total assets	1.1%	1.0%	
平均股東資金回報	Return on average shareholders' funds	10.8%	10.3%	
貸款(不包括貿易票據)對存款 (包括已發行的存款證)比率	Loan (excluding trade bills) to deposit (including certificates of deposit) ratio	72.1%	69.7%	

## 財務回顧

雖然中國大陸生產總值增長達7.7%及高於預期，其經濟增長率已稍為放緩。香港經濟溫和增長，2013年商業狀況基本上穩步發展。

本集團於2013年錄得核心業務盈利新高。股東應佔溢利增長18.6%達17億5千6百萬港元。整體經營環境相當穩定，集團核心業務均錄得增長。

年內各核心業務收益增長強勁。業務增長及淨息差改善導致淨利息收入增加27%。淨服務費及佣金收入增加32%，主要由於財富管理及銀行保險收益增加，及向客戶銷售財資產品、證券服務收入及一般銀行服務相關收入增加所致。淨買賣收入增加46%。

營運收入由29億6千1百萬港元增加28.9%至38億1千7百萬港元，遠高於營運支出12.2%的增幅。

貸款減值虧損及其他信貸撥備由1億4千4百萬港元增加至3億1千萬港元。儘管本集團核心市場香港及澳門之信貸情況維持良好，惟撥備主要因少數於中國大陸及中國大陸有關之貸款而有所上升。

年內，本集團之聯營公司重慶銀行持續良好表現並提供5億7千9百萬港元盈利貢獻，較之前年度增加18%。於2013年末，重慶銀行成功完成其首次公開招股，而擁有更強勁之股本資本基礎去支持其未來發展。本集團持有重慶銀行之權益隨其於年內完成首次公開招股後，由20%攤薄至16.95%，須按會計制度要求處理而視該攤薄為出售部份投資，並確認5千7百萬港元會計虧損（鑑於重慶銀行首次公開招股發行價格的設定較資產淨值輕微折讓）。

## FINANCIAL REVIEW

Business conditions in 2013 were reasonable, with modest growth in the Hong Kong economy, and somewhat slower growth in the Mainland economy, although with a still above estimate growth of 7.7% in GDP.

The Group reported record core profit in 2013, with profit attributable to shareholders increasing by 18.6% to HK\$1,756 million. Our core businesses all experienced growth in volumes, and overall conditions were fairly stable.

Growth in all core revenue lines was strong during the year. Net interest income was up by 27%, due to a combination of growth in volumes and improvement in net interest margin. Net fee and commission income increased by 32% driven largely by improvements in wealth management and bancassurance revenues, increases in our sales of treasury products to customers, securities services and general banking related fees. Net trading income increased by 46%.

Operating income improved by 28.9% from HK\$2,961 million to HK\$3,817 million, much ahead of the increase in operating expenses of 12.2%.

Loan impairment losses and other credit provisions increased from HK\$144 million to HK\$310 million. Credit quality remained very solid in both our core Hong Kong and Macau markets, and the increase in provisions was caused mainly by a small number of Mainland and Mainland related loans.

Our associated company Bank of Chongqing ("BOCQ") continued to perform well with a contribution of HK\$579 million for the year, an increase of 18% over the prior year. At the end of 2013, BOCQ was successful in its IPO, and ends the year with a much stronger equity capital base to fund its future growth. With the IPO of BOCQ in the year causing a dilution in our interest (to 16.95% from 20%) which in accounting terms is a deemed partial divestment, an accounting loss of HK\$57 million is recognized from such dilution (given the setting of the IPO price at a slight discount to net asset value).

# 業務回顧

## REVIEW OF OPERATIONS

### 財務回顧(續)

年內，集團在一系列主要財務表現指標取得進步：

- 年內淨息差由1.54%上升至1.79%，主要由於市場流動性有所改善及本集團專注存款成本控制令存款成本減少，及較高之資產收益率（包括財資業務之投資收益率），以及本集團對貸款產品普遍向上重新定價所致。
- 股本回報率由10.3%增加至10.8%。
- 成本對收入比率由59.5%減少至51.8%。

年內，本集團更改持作自用之物業會計政策，由重估模式改為成本模式，並且重列2012年年度之業績以反映有關變動。就資本而言，此乃一項較為謹慎的處理方法，但由於本集團無須就物業重估盈餘於物業租賃剩餘期限（一般至2047年年中）作出折舊而減少整體之折舊及攤銷支出，盈利因此而增加。

本集團資產總值達1,670億港元，較2012年增加7.3%。於2013年12月31日，股東資金為171億港元，較2012年增加10.7%。

由於業務量增長強勁及風險加權資產增加14%，大新銀行於2013年12月31日之整體資本充足率為14.5%，較去年輕微下降；而普通股權一級資本充足率為10.4%，與去年相同。

2013年為本集團實行獲董事會於2011年採納的中期策略之第2個財政年度。策略之焦點專注於盈利及資產負債表管理、核心產品、客戶、服務素質、信貸風險管理、成本控制及整體效率，以及除了本集團主要業務核心香港外，發展中國內地及跨境業務。本集團對於過去兩年實行策略的成果，包括反映於財務表現及進一步改善本集團中期前景的努力，均感到非常鼓舞。

### FINANCIAL REVIEW (Continued)

We experienced improvement in a number of key financial performance indicators during the year:

- Net interest margin (“NIM”) was up from 1.54% to 1.79% during the year, driven largely by lower deposit costs, resulting from improved market liquidity and a sharp focus on deposit cost management, and higher asset yields, including Treasury business investment yields, as well as upward repricing of our loan products in general.
- ROE was up from 10.3% to 10.8%.
- Cost-to-income ratio was down from 59.5% to 51.8%.

During the year, we changed our accounting policy relating to our holding of self-use premises from the revaluation model to the cost model, and the results of 2012 are restated to reflect this change. This is a more conservative treatment from a capital perspective, but results in higher earnings, due to the absence of a need to depreciate the premises revaluation surplus over the remaining period of the property leases (typically up to mid-2047), which reduces the overall depreciation and amortization charge of the Group.

Total assets of the Group reached HK\$167 billion, an increase of 7.3% over 2012. Shareholders' funds as of 31 December 2013 stood at HK\$17.1 billion, up by 10.7% on 2012.

As at 31 December 2013, Dah Sing Bank's consolidated total capital adequacy ratio was 14.5%, a little lower than the prior year due to strong volume growth and an increase in risk weighted assets by 14%, and our CET1 was 10.4%, the same as the prior year.

2013 was the second full financial year in which we implemented the medium term strategy adopted by the Board in 2011, with a focus on profitability and balance sheet management, core products, customers, service quality, credit risk management, cost control and overall efficiency, and the development of our Mainland China and cross-border businesses, in addition to our core Hong Kong hub. We are very encouraged by the results of the strategy implementation in the past two years, both in financial performance and the overall work done to further improve our prospects in the medium term.

## 業務表現回顧

### 個人銀行

本集團於香港提供消費財務、車輛融資、零售銀行業務、顯客理財及私人銀行服務之個人銀行業務，營運收入再次錄得強勁增長，令人鼓舞，於2013年之淨溢利亦大增。年內營運支出於有效控制下，增長速度顯著減慢。儘管年內無抵押私人借貸快速增長，貸款減值撥備因而大幅上升，個人銀行業務於扣除減值虧損後之營運溢利較2012年增加60%，是極為優異且非常正面的發展。

年內貸款增長強勁，主要由無抵押私人貸款及住宅樓宇按揭貸款增長所帶動。隨著本集團致力減低存款成本，客戶存款結餘以較低速度增長。由於貸款收益率不斷改善及固定存款成本降低，尤以2013上半年為甚，個人銀行業務產生的淨利息收入上升16.5%，是2013年之個人銀行營運收入及本集團年內淨息差大幅上升的重要因素。

非利息收入增長30%非常可觀，反映本集團集中於服務費及佣金收入以及客戶基礎的增長。增長主要來自財富管理業務包括單位信託基金銷售、證券經紀佣金及銀行保險銷售及分銷。年內個人銀行增設3個顯客理財中心，提供更豐富的產品及服務以及擴大財富管理團隊包括分行客戶經理及投資及保險專員，以進一步增強顯客理財服務平台。

年內，本集團繼續致力擴展並提升分行網路的零售證券中心，於2013年年底，本集團共有34間零售證券中心，為零售顧客作本地股票交易時提供更多便利，亦讓本集團為客戶提供增值服務，以及爭取更高交易量。本集團的流動證券交易服務「證券流動交易平台」亦於年內擴展至安卓手機應用程式，為香港首間銀行以流動通訊裝置中直接運行的「本機應用程式」運行，透過流動通訊設備為客戶提供快捷、簡單及安全之交易服務。本集團的努力亦受到新城廣播電台的認同所鼓舞，獲選為「卓越流動證券銀行服務品牌－香港企業領袖品牌」。

## HIGHLIGHT OF BUSINESS PERFORMANCE

### Personal Banking

Our Personal Banking business, serving the consumer finance, vehicle finance, retail banking, VIP banking and private banking market segments of Hong Kong, achieved another year of strong and encouraging growth in operating income, and a very strong increase in net profit, in 2013. Operating expenses were well controlled and grew at a much slower pace in the year. Despite the much higher loan impairment provision, mainly driven by the fast growing unsecured consumer lending, charged in the year, operating profit after impairment losses of our Personal Banking business increased by 60% when compared with 2012, which is truly remarkable, and an extremely positive development.

Loan growth in the year was strong, mainly driven by the growth in unsecured personal loans and also residential mortgage loans. Customer deposit balance, with the strong effort to manage down deposit cost, grew at a much lower rate. With the continuing improvement in loan yields and lowering in fixed deposit cost especially during of the first half of 2013, net interest income generated by our Personal Banking business increased by 16.5%, which is an important factor in boosting Personal Banking's operating income and also the Group's net interest margin in 2013.

The growth in non-interest income, at 30%, was very impressive, and reflects our focus on growing fee and commission income, and customer base. The growth was driven mostly by the wealth management activities including unit trust sales, securities brokerage, and bancassurance sales and distribution. During the year, Personal Banking further strengthened the VIP Banking servicing platform with 3 more VIP centres set up, enriched product and service offers, and expanded our wealth management team including relationship managers at branches and investment & insurance specialists.

In the year, we continued the effort on expanding and upgrading our retail securities centres in our branch network, and we had a total of 34 retail securities centres as of the end of 2013. These provide more convenience to our retail customers in trading local stocks, and allow us to offer value-added services to customers and also capture higher transaction volume. Our mobile securities trading "Easy Trade" platform was extended to Android mobile applications during the year. We are the first bank in HK running with a native app on the mobile trading platform, providing customers with fast, simple and secure trading services via mobile devices. We are also very encouraged by the Metro Broadcast's recognition of our effort, with the "Excellent Brand of Mobile Securities Services, Banking Service – Hong Kong Leaders' Choice" awarded to us.

## 業務回顧 REVIEW OF OPERATIONS

### 業務表現回顧 (續)

#### 個人銀行 (續)

本集團於本年度積極推廣個人貸款產品，透過電視廣告及其他推廣活動讓本集團提供的個人貸款在市場的知名度提升，包括較具競爭力的利率、期限及貸款額，2013年的營銷活動取得成效，包括新業務及良好市場口碑的預期效果，獲新城廣播電台頒授「卓越銀行私人貸款服務品牌－香港企業領袖品牌」殊榮。

針對高度競爭的信用卡市場，本集團繼續積極推廣信用卡服務及產品。本集團於2013年上半年推出創新的香港流動銷售點服務－信用卡流動收款平台，該項新服務為商戶提供嶄新的信用卡流動收款方案，兼容晶片及磁帶信用卡，是香港首個流動平台獲得國際認證。本集團欣然就 *Pay@Mobile* 服務榮獲香港總商會頒授「2013香港工商業獎」創意優異證書及星島日報 IT Square 頒授「最佳信用卡流動收款平台」獎項。於本年度，本集團之信用卡業務發展及成就獲得進一步認同，獲萬事達卡頒發「香港2013年最佳PayPass卡計劃」獎項及VISA頒發「Challengers' League Highest Payment Volume 2013銀獎」。

儘管年內個人銀行借貸的貸款撥備費用增加，零售借貸組合資產質素保持理想，貸款拖欠率及實際貸款損失率繼續維持在相對較低之水平。相對升幅較大的貸款撥備費用主要由於大新銀行無抵押私人貸款結餘持續增加及附屬公司安基財務之消費貸款組合之進一步穩定擴展，無抵押私人貸款結餘較高令淨利息收入增加，同時信貸風險貸款的增加導致需要作出較高的綜合減值撥備。

### HIGHLIGHT OF BUSINESS PERFORMANCE (Continued)

#### Personal Banking (Continued)

We actively promoted our personal loan product during the year, with TV advertising and other promotion activities to enable a better market awareness of our personal loan offering including competitive interest rates, tenor and loan amount. The marketing campaign in 2013 was effective in generating the desired impacts including new business, and also good market recognition, with the Metro Broadcast award to us as the “Excellent Brand of Bank Personal Loan – Hong Kong Leaders’ Choice”.

Against the highly competitive credit card market, we continued to be very active in promoting our credit card services and products. We launched the innovative *Pay@Mobile* service, a mobile point-of-sale service in Hong Kong during the first half of 2013. This new service provides merchants with brand-new credit card mobile acceptance solution accepting both chip and magnetic strip credit cards, and is the first mobile platform in Hong Kong to receive international certifications. We are very pleased that our *Pay@Mobile* service had been awarded with the “Certificate of Merit, 2013 HK Awards for Industries – Innovation and Creativity” by the Hong Kong General Chamber of Commerce, and also the “Best Credit Card Mobile Acceptance Solution” of IT Square by Sing Tao Daily. During the year, our card business development and achievement were further recognized, with the awarded as “The Best PayPass Card Program in 2013 in Hong Kong” by MasterCard, and the “Challengers’ League Highest Payment Volume Silver Prize 2013” by VISA.

Despite the much higher amount of the loan impairment charges of our Personal Banking lending in the year, the asset quality of our retail lending portfolio remained benign, with loan delinquency rate and actual loan loss rate continuing at relatively low levels. The relatively material increase in the loan impairment charges was mainly caused by the continued increase in the balance of unsecured personal loans of Dah Sing Bank, and the steady and further expansion of the consumer loan portfolio of our consumer finance subsidiary, OK Finance. These higher unsecured personal loan balances had contributed to the higher net interest income, and at the same time, a higher level of collective impairment provision against such higher credit risk loans had to be made.

## 業務表現回顧(續)

### 個人銀行(續)

安基財務於2011年年底成立，旨在進軍本集團零售銀行業務市場未能滲透的香港消費融資市場。於過去兩年建立基礎及經過起步階段後，本集團預期未來數年該業務將提供更大貢獻。

於2013年年底，本集團之分行網絡包括於香港以大新銀行經營之45間零售分行，其中19間設有顯客理財中心，34間提供零售證券買賣中心以供零售客戶進行證券買賣。另外4間以安基財務品牌營運，為客戶提供消費融資服務。

### 商業銀行

商業銀行(包括貿易融資、商業借貸、銀團貸款、設備融資業務)錄得相對於2012年強勁之貸款及存款增長，以及大幅增加之淨溢利。表現增強主要由於營運收入大幅增加。與貸款減值撥備於2012年為淨回撥相比，年內的貸款減值撥備獲列賬為支出，但屬穩健水平。

由於年內的貸款及貿易票據餘額增加、資產收益率改善及存款成本減少，淨利息收入增加27%。非利息收入增長61%，表現相當強勁，並主要受客戶交易量增加及向商業客戶提供之財資產品及服務帶來的收入增加所推動。資產質素大致維持理想，逾期及減值貸款比率較低。

本集團商業銀行業務之整體貸款結餘(包括貿易融資、貿易票據及用於香港以外之商業貸款，惟不包括本集團於澳門及中國之附屬公司之商業銀行貸款)較2012年上升13.3%，跨境貿易融資(主要透過貿易票據)、本地批發與零售商業借貸以及物業借貸為主要增長動力。本集團繼續為香港及中國企業提供跨境人民幣貿易融資借貸。

## HIGHLIGHT OF BUSINESS PERFORMANCE (Continued)

### Personal Banking (Continued)

OK Finance was launched at the end of 2011, targeting at the Hong Kong consumer finance segment not sufficiently penetrated by our own retail banking operation. After building up its foundation and going through its start-up phase during the past two years, we expect its contribution will become more meaningful in the coming years.

As of the end of 2013, our branch network includes 45 retail branches in Hong Kong under the name of Dah Sing Bank ("DSB"), of which 19 have VIP centres, and 34 are offering retail securities centres for retail customers' securities trading. Another 4 branches operate under the brand of OK Finance, providing consumer finance service to customers.

### Commercial Banking

Commercial Banking, which includes trade finance, commercial lending, syndicated lending, equipment finance businesses, reported solid loan and deposit growth, and significantly higher net profit when compared to 2012. The stronger performance was driven mainly by significantly higher operating income. Loan impairment provision in the year was recorded as a charge, relative to a net write-back in loan impairment provisions in 2012, but at a healthy level.

Net interest income was up by 27%, driven by higher loan and trade bills balance, improvement in asset yields and reduction in the cost of deposits in the year. The growth in non-interest income by 61% was particularly strong, and was mainly driven by higher customer transaction volumes, and the higher income from the provision of treasury products and services to our commercial customers. Asset quality remained benign in general, with low overdue and impaired loan ratios.

Overall loan balance under Commercial Banking businesses, including trade finance, trade bills and commercial loans for use outside Hong Kong, but excluding commercial banking loans booked by our subsidiaries in Macau and China, was up 13.3% relative to 2012, with cross-border trade finance (mainly through trade bills), local wholesale and retail trade commercial lending, and property lending being the main growth drivers. We continued to be active in providing cross-border RMB trade finance lending to Hong Kong and PRC enterprises.

## 業務回顧 REVIEW OF OPERATIONS

### 業務表現回顧 (續)

#### 商業銀行 (續)

於2013年，商業銀行業務繼續專注於支持香港中小企業（「中小企業」），包括於香港貿易發展局每年舉辦的2013年國際中小企業博覽上獨家贊助由香港中小型企業總商會舉辦的國際中小企業高峰論壇。本集團亦於工業貿易處處長主導及由香港其他六間協辦機構（包括香港總商會及香港中華廠商聯合會）共同協辦的香港工商業獎成為白金贊助商。本集團繼續支持香港按揭證券公司改良版之中小企業融資擔保計劃。於年內，本集團成功升級公司網上銀行系統(DS-Direct)。本集團不斷致力於為香港中小企業服務及支持其增長，並於2013年確認於年內所作出的更多發展。大新銀行榮獲亞洲周刊頒發亞洲卓越品牌獎並榮獲香港中小型企業總商會頒發「中小企業最佳拍檔獎」的殊榮，以表揚本集團為香港中小企業所付出的努力及專注於為其提供服務。

#### 財資業務

儘管因出售債務證券的投資而產生更大虧損，惟財資業務於年內的淨利息收入及非利息收入錄得更強勁的增長，故盈利與2012年相比，大幅上升。

儘管美國聯儲局示意改變其有關根據量化寬鬆計劃逐步減少買債的前瞻性指引，導致利率及債務市場於年中出現更大波動，且市場關注美國貨幣政策改變的步伐及對中長期利率的影響，惟全球投資及貨幣市場狀況於2013年大致穩定。然而，整體市況於年內大致穩定。在此情況下，本集團的財資業務就投資及剩餘資金的部署重新定位，以改善收益率及更有效分配資產，並平衡流動資金、信貸及利率風險。

### HIGHLIGHT OF BUSINESS PERFORMANCE (Continued)

#### Commercial Banking (Continued)

During 2013, Commercial Banking business continued to focus on supporting small and medium enterprises (“SME”) in Hong Kong, including our sole sponsorship for the World SME Summit held by The Hong Kong General Chamber of Small and Medium Business (“HKGCSMB”) during the 2013 World SME Expo organized annually by the Hong Kong Trade Development Council. We were also the platinum sponsor for the Hong Kong Award for Industries led by the Director-General of Trade and Industry Department and co-organized by 6 other major trade associations in Hong Kong including the Hong Kong General Chamber of Commerce and The Chinese Manufacturers’ Association of Hong Kong. We continued to support the Hong Kong Mortgage Corporation for the enhanced version of the SME Financing Guarantee Scheme. During the year, we successfully upgraded our corporate internet banking system (DS-Direct). Our continuing dedication to serve and support the growth of SMEs in Hong Kong, and further development made in the year were recognized in 2013, and DSB was awarded the “Asia Excellence Brand Award” from Yazhou Zhoukan and the “Best SME’s Partner Award” from the HKGCSMB for our dedication and focus on serving SMEs in Hong Kong.

#### Treasury

Our Treasury division recorded much stronger net interest income and non-interest income in the year, and therefore much higher profitability when compared with 2012, despite a higher loss incurred on the disposal of investment in debt securities.

Conditions in global investment and money markets were broadly stable in 2013, although a higher volatility in interest rates and debt markets was experienced around mid-year when the US Fed signalled a change in its forward-looking guidance relating to the gradual reduction in bond purchases under its quantitative easing program, and the markets’ concern on the pace of the change in the US monetary policy and impact on the medium to long-term interest rates. Nevertheless, overall market conditions during the year were generally stable. Against this backdrop, our Treasury took action to reposition the investment and deployment of surplus funds to achieve improved yields and a better asset allocation, balancing liquidity, credit and interest rate risks.

## 業務表現回顧 (續)

### 財資業務 (續)

財資業務所有主要範圍(包括投資組合、貨幣市場業務、交易買賣、營銷及銷售)之業績均超越去年，為本集團帶來更高的投資及買賣收入。

本集團之財資業務部與商業銀行部緊密合作，向商業客戶服務及滿足客戶對財資產品及服務的需要，為財資部門帶來更高的費用及買賣收入。

本集團致力於重新平衡投資組合，故本集團於年內繼續出售證券，並錄得較高之出售虧損，亦減低風險。隨著於去年底降低有關風險，本集團認為於2013年年底就較高風險證券投資計提綜合減值撥備而回撥2千5百萬港元之舉屬恰當。

### 澳門商業銀行

澳門商業銀行於澳門營運，並向澳門客戶提供全線和廣泛商業及零售銀行的產品及服務。於2013年年底，澳門商業銀行於澳門經營合共14間分行。

澳門商業銀行之貸款及存款較2012年年末分別上升18%及14%。貸款增加主要為按揭貸款及商業貸款增加所帶動，而貿易融資及客戶融資亦錄得穩健增長。

在資產增長增強及貸款收益率改善以及更嚴格控制存款成本下，澳門商業銀行之淨利息收入錄得顯著升幅，達36%，加上服務費及佣金收入增加，澳門商業銀行的營運收入較2012年增加32%。

由於貸款餘額增加，故於年內綜合減值撥備相應增加。然而，澳門商業銀行於2013年按澳門本地會計準則計算之淨溢利較2012年增加54%。隨著調整於收購澳門商業銀行時確認之無形資產攤銷及若干集團調整，澳門商業銀行於2013年在集團財務報告內確認之溢利較2012年高51%。

## HIGHLIGHT OF BUSINESS PERFORMANCE (Continued)

### Treasury (Continued)

All major activities of our Treasury business, including the investment book, money market business, trading, marketing and sales, outperformed the prior year, bringing to the Group higher investment and trading income.

The close collaboration with our Commercial Banking division in serving our commercial customers and meeting customers' need on treasury products and services brought to our Treasury division higher fee and trading income.

As part of our efforts to rebalance our investment portfolio, we continued to make securities disposals in the year, and realized a higher loss on disposal, which also reduced risk. With the lowering in such risk exposure by the end of the year, we considered it appropriate at 2013 year-end to write-back HK\$25 million of the collective impairment provision made against the higher risk securities investments.

### Banco Comercial de Macau

Banco Comercial de Macau ("BCM"), operating in Macau, provides a comprehensive range of commercial and retail banking products and services to customers in Macau. As of the end of 2013, BCM operated a total of 14 branches in Macau.

BCM's loans and deposits grew 18% and 14% respectively relative to the end of 2012. Loan growth was driven mainly by mortgage loan and commercial loan increases, while trade finance and consumer finances also recorded solid growth.

On the back of the stronger asset growth and improvement in loan yields, and tighter control of deposit cost, BCM recorded a very significant increase in net interest income at 36%. Together with stronger fee and commission income, BCM's operating income increased by 32% when compared with 2012.

Due to the higher loan balance, a higher collective impairment provision was charged in the year. Nevertheless, BCM's 2013 net profit, measured on Macau local book basis, was up by 54% on 2012. Adjusting for the amortisation of intangible assets (recognised at the initial acquisition of BCM) and some Group level adjustments, the 2013 profit of BCM recognised in our Group level financial reporting was 51% higher than 2012.

# 業務回顧

## REVIEW OF OPERATIONS

### 業務表現回顧(續)

#### 大新銀行(中國)

大新銀行(中國)有限公司(「大新中國」)為大新銀行之全資附屬公司，於2008年在中國本地註冊成立。

大新中國於2013年之貸款及存款再次錄得強勁增長，而淨利息收入及非利息收入亦有所增加，並進一步擴大商業、中小型企業及設備融資以及零售銀行業務的客戶組合。

大新中國現透過包括深圳總部、上海分行、南昌分行、鎮江分行、廣州分行(佛山設有一間支行)及深圳支行，於中國六個主要城市營運，為中國客戶提供商業及零售銀行借貸、存款及相關銀行業務服務。

#### 重慶銀行

重慶銀行(「重慶銀行」)為重慶市內之主要城市商業銀行。重慶為中國西部最大之城市，擁有逾3千2百萬人口，並為中國四個直轄市之一。重慶銀行經營逾120家分行及支行，包括於成都、貴陽及西安之分行及支行。

重慶銀行於2013年11月成功完成H股首次公開招股，為年內的一大成就，並集資合共41億港元的新權益，可大大提升其資本基礎及資本充足比率，並於近短中期支持其業務發展及增長。

重慶銀行的淨溢利增加21%，總資產增長32%，貸款對存款比率為60.8%，不良貸款比率為0.39%，成本對收入比率為32.4%及股本回報率為21.4%，可見於2013年的業務表現及財務業績出色及穩健。

### HIGHLIGHT OF BUSINESS PERFORMANCE (Continued)

#### Dah Sing Bank (China)

Dah Sing Bank (China) Limited (“DSB China”) is a wholly owned subsidiary of Dah Sing Bank and was locally incorporated in China in 2008.

DSB China achieved another year of strong growth in both loans and deposits, recorded higher net interest income and non-interest income, and further expanded its customer portfolio of both commercial, SME and equipment finance, and retail banking businesses in 2013.

DSB China now operates in 6 major cities in China, with a network comprising the Shenzhen headquarters, and branches in Shanghai, Nanchang, Zhenjiang, Guangzhou (with a sub-branch in Foshan), and a sub-branch in Shenzhen, offering a variety of commercial and retail banking lending, deposits and related banking services to our customers in China.

#### Bank of Chongqing

Bank of Chongqing (“BOCQ”) is the leading city commercial bank in Chongqing. Chongqing is the largest city in Western China with a population of over 32 million people, and is one of the 4 leading municipalities in China reporting directly to Beijing. BOCQ operates a branch network of close to 120 branches and sub-branches, including branches and sub-branches in Chengdu, Guiyang and Xian.

The most important achievement of BOCQ in the year was its H-share initial public offering (“IPO”) successfully completed in November 2013, raising a total of HK\$4.1 billion new equity, which is very helpful in boosting its capital base and also its capital adequacy ratio, and in supporting its business development and growth in the near to medium term.

BOCQ’s business performance and financial results in 2013 were highly robust and strong, as reflected in its net profit increase at 21%, growth in total assets by 32%, loan to deposit ratio at 60.8%, non-performing loan ratio at 0.39%, cost to income ratio at 32.4%, and 21.4% ROE.

## 業務表現回顧 (續)

### 重慶銀行 (續)

繼重慶銀行完成首次公開招股後，本集團於重慶銀行的權益於2013年11月減至16.95%。本集團應佔重慶銀行淨溢利繼續按權益會計基準於扣除本集團的股權攤薄之前及之後予以確認，而應佔重慶銀行淨溢利總額由2012年的4億9千1百萬港元增至5億7千9百萬港元，增幅達18%。

本集團於重慶銀行的權益攤薄按會計制度而被視為出售部份投資。鑑於重慶銀行首次公開招股發行價格的設定較資產淨值輕微折讓，故就權益攤薄的會計虧損5千7百萬港元已於2013年綜合業績內獲確認。

### 風險管理

於年內及於2012年籌備下，本集團提升風險治理及控制框架，包括發展更新風險策略、風險容忍框架及壓力測試流程。於管理信貸風險時，本集團更新信貸審批及監管程序，特別是商業銀行信貸及交易監管。本集團亦透過使用新貸款申請處理系統就若干貸款審批及信貸處理過程改善工作流程，以提升效率及成效。

### 資本及流動資產

## HIGHLIGHT OF BUSINESS PERFORMANCE (Continued)

### Bank of Chongqing (Continued)

With the completion of BOCQ's IPO, our interest in BOCQ dropped to 16.95% in November 2013. Our share of BOCQ net profit continued to be recognized on equity accounting basis before and after the dilution of our shareholding, and the total amount of the share of BOCQ net profit increased from HK\$491 million in 2012 to HK\$579 million, an increase of 18%.

The dilution of our interest in BOCQ, in accounting terms, is a deemed partial divestment. As the BOCQ IPO price was set at a slight discount to its net asset value, an accounting loss of HK\$57 million on the dilution of our interest was recognized in our 2013 consolidated results.

## RISK MANAGEMENT

During the year and on the back of our preparation in 2012, we enhanced our risk governance and control framework, including development of updated risk strategy, risk appetite statement and stress testing process. On credit risk management, we upgraded our credit approval and monitoring process especially on the commercial banking credit and transaction monitoring. We also implemented workflow improvement on certain loan approval and credit processing using a new loan origination system to improve efficiency and also effectiveness.

## CAPITAL AND LIQUIDITY

	Banking Business	2013年	2012年
		巴塞爾 協定III基礎	巴塞爾 協定II基礎
		2013 Basel III basis	2012 Basel II basis
銀行業務	Banking Business		
附屬銀行之資本基礎 (以百萬港元計)	Capital base of banking subsidiaries (HK\$ million) – at 31 December		
– 普通股權一級	– Common Equity Tier 1	12,069	不適用 N.A.
– 一級/核心	– Tier 1/Core	12,069	10,508
– 二級/附加	– Tier 2/Supplementary	4,714	4,563
扣減後之資本基礎總額	Total capital base after deductions	16,783	15,071
資本充足比率*	Capital adequacy ratio*		
– 普通股權一級	– Common Equity Tier 1	10.4%	不適用 N.A.
– 一級/核心	– Tier 1/Core	10.4%	10.4%
– 整體	– Total/Overall	14.5%	14.9%
流動資產比率 (年度平均)	Liquidity ratio (average for the year)	46.2%	50.1%

# 業務回顧

## REVIEW OF OPERATIONS

### 資本及流動資產 (續)

- \* 2013年12月31日及2012年12月31日之資本充足比率乃大新銀行的綜合狀況(包括澳門商業銀行及大新中國)及分別參考《銀行業(資本)規則》的巴塞爾協定III基礎及巴塞爾協定II基礎所計算的綜合比率。該資本充足比率的計算已考慮到市場風險和操作風險。於2012年12月31日之資本基礎已經重列，反映行產成本基礎的會計政策的變更。

本集團的銀行業務於過去兩年維持穩健的資本充足比率，同時本集團亦實行增長策略，並就實行巴塞爾協議III的資本準則作出改變，務求符合香港金融管理局頒佈的經修訂《銀行業(資本)規則》所規定的過度安排，有關規則已於2013年1月1日起生效。

於2013年年底，憑藉有利的市況，大新銀行於2014年1月底發行2億2千5百萬美元的新巴塞爾協定III二級次等後償債務，以加強其整體資本基礎。

儘管大新銀行的資本水平高於監管規定，更雄厚的資本基礎可為銀行集團提供有利條件，掌握市場出現的各種增長機遇。此外，根據新巴塞爾協定III之體制，在未來數年，隨著有關規定分階段全面執行，香港及全球的監管資本要求將繼續上升。基於上述原因，我們相信，加強本集團之資本基礎，長遠而言對股東有利，因此，本集團已於2014年3月26日宣佈供股，籌集約12億港元。我們相信，現時加強資本基礎，長遠會對股東有利。此次籌集股本，將足夠未來數年可持續增長所需。

受惠於充裕之流動資產組合，包括現金及銀行存款，以及持有各類用作投資及流動資產用途的有價證券，本集團於整年內繼續維持非常穩健之流動資產比率。

### CAPITAL AND LIQUIDITY (Continued)

- \* The capital adequacy ratio as at 31 December 2013 and 31 December 2012 represents the consolidated position of DSB (covering BCM and DSB China) computed on Basel III and Basel II basis respectively with reference to the Banking (Capital) Rules. This consolidated capital adequacy ratio takes into account market risk and operational risk. The capital base as at 31 December 2012 has been restated to reflect the change in the accounting policy for premises to the cost basis.

The Group's banking business maintained healthy capital adequacy ratios in the past two years, whilst the Group pursued its growth strategy and implemented changes to comply with the transition arrangement prescribed by the amended Banking (Capital) Rules published by the Hong Kong Monetary Authority for implementing the Basel III capital standards, which took effect starting from 1 January 2013.

After the end of 2013, and taking advantage of the favourable market conditions, DSB issued a new Basel III compliant Tier 2 subordinated debt at US\$225 million in late January 2014 to strengthen its overall capital base.

Whilst DSB's capital ratios are above regulatory requirements, a stronger capital base will better position our Banking Group to capture the various growth opportunities present in the market. Also, under the new Basel III regime, regulatory capital requirements both in Hong Kong and globally are likely to continue to rise in the next few years, as the requirements are fully phased in. For these reasons, we believe it is beneficial to shareholders in the long term to strengthen our capital base and we therefore announced on 26 March 2014 rights issue which will raise approximately HK\$1.2 billion. We believe that it is beneficial to shareholders in the long term to strengthen the capital base now. The new equity capital raising exercise is designed to be sufficient for sustainable growth in the coming years

The Group continued to maintain throughout the year a very high liquidity ratio backed by a strong pool of liquid assets including cash and placements with banks, and diversified marketable securities held for investment and liquidity purposes.

## 人力資源

本集團於2011年採納其新的中期策略以及一系列明確界定的指導原則及價值。於過去兩年，本集團舉辦一系列企業價值構建培訓及項目，以深化員工對本集團使命及目標、指導原則及價值的了解。此等培訓有助於塑造更強的機構文化、同時強調對客戶的承諾、服務質量以及卓越營運。為支持本集團對提升員工能力及專業之承諾，本集團持續投資員工培訓，並於2013年提升有關計劃。

本集團繼續向集團整體員工灌輸提倡關懷互信文化。本集團之員工社交俱樂部維持促進員工與家人關係，並舉辦不同之社交及康體活動，以促進身心健康、彼此之關係、友誼、健康及社區服務。本集團繼續榮獲香港社會服務聯會頒發超過十年「商界展關懷」獎項，認可本集團於推廣企業社會責任所付出的努力。

於2013年，本集團榮獲Best Practice Management Group頒發2013年度「最佳業務實踐獎－僱員參與」，對本集團自推出中期策略以來於人力資源實踐所付出的努力及成果作出重要認可。本集團已推動整個集團的僱員參與，以提升僱員的參與程度及溝通、員工授權、清晰的表現要求及強調本集團的指導原則及價值。僱員對業務方向有更深入的理解及為業務目標作出貢獻，同時亦營造理想的工作環境，讓僱員可於工作時將公司價值轉化為行動。有關舉措不但對主要業務指標帶來正面影響，而且增加員工的承責感。本集團與員工共同的承諾（作為本集團價值的一部分）有助本集團持續增長及發展。

為應付本集團於香港、澳門及中國市場的業務增長及為加強業務單位及支援部門之實力而對人力資源需求日益增加，本集團於2013年之員工人數進一步增加，員工人數總計由2012年年底之2,254人增加至2013年年底之2,387人。

## HUMAN RESOURCES

The Group adopted its new medium term strategy and a set of clearly defined guiding principles and values in 2011. During the past two years, a series of corporate value building training and programs to deepen staff members' understanding of our mission and vision, guiding principles and values were conducted. These helped foster a stronger organization culture, with the emphasis on customer commitment, service quality and operational excellence. To support the Group's commitment in enhancing staff's competence and professionalism, we continued to invest in staff training, and had enhanced our programs during 2013.

We continued our work to improve the caring and trust culture throughout the organization. Our staff social club continued to promote staff and family well-being, and organised different social and sports activities to help promote wellness, affinity, friendship, health and community services. The Group continues receiving the "10+ years Caring Company" award from the Hong Kong Council of Social Service, which is a recognition of the Group's commitment in promoting corporate social responsibility.

In 2013, the Group was presented with the "Best Practice Award 2013 – Employee Engagement" by the Best Practice Management Group, a significant recognition of the Group's effort and progress in human capital practices since the launch of the Medium Term Strategy. Organization-wide employee engagement initiatives were implemented focusing on increasing staff engagement and communication, employee empowerment, clear performance expectations and emphasis on the Group's guiding principles and values. Employees have a better understanding of the business direction and ways to contribute to the business goals, at the same time, an engaging work environment is built where employees are able to translate corporate values into behaviour at work. The initiatives do not only have a positive impact on the key business metrics but also an increased staff ownership. This mutual commitment with staff, as an integral part of the Group's values, helps to contribute to the sustainable growth and development of the Group.

To cope with business growth covering the Hong Kong, Macau and China markets, and the increasing demand for human resources to strengthen our capabilities in both business units and support functions, the Group's headcount further increased in 2013, with the total number of employees of our Group increasing from 2,254 at the end of 2012 to 2,387 at the end of 2013.

# 企業管治報告

## CORPORATE GOVERNANCE REPORT

### 企業管治原則及常規

本公司董事會及管理層致力保持良好之企業管治，對實現持續價值、提升企業誠信文化及維持投資者信心尤甚重要。本公司已實施及遵守香港聯合交易所有限公司證券上市規則（「上市規則」）附錄 14 之《企業管治守則》（「企業管治守則」）應用原則及各項守則條文及若干建議最佳常規（如適用），惟下列相關段落解釋之守則條文 A.4.1、A.4.2 及 A.6.7 除外。本報告乃遵照上市規則附錄 14 之要求而編纂，並闡述本公司執行該等守則所載準則之情況。

#### (I) 董事之證券交易守則

本公司已採納一套自行制定且條款不低於上市規則附錄 10《上市發行人董事進行證券交易的標準守則》（「標準守則」）所載規定的董事進行證券交易的董事證券交易守則（「董事交易守則」）。經向所有董事作出特定查詢後，彼等已確認於整個年度，均已遵守標準守則及本公司之董事交易守則。

#### (II) 董事會

##### 董事會

董事會負責領導及監控本公司，以促進其成效及持續增長。此外，董事會亦負責確保本公司有健全之風險管理、內部監控及監管合規制度。董事共同及個別承擔摯誠行事之責任，並以本集團之利益作出客觀決定。董事會為本公司制定業務發展目標，並負責監察本公司管理層履行該等目標之情況。

### CORPORATE GOVERNANCE PRINCIPLES AND PRACTICES

The Board of Directors (“Board”) and the Management of the Company are committed to the maintenance of good corporate governance, which is essential for delivering sustainable value, enhancing a culture of business integrity and maintaining investor confidence. The Company has applied the principles and complied with all code provisions with the exception of code provisions A.4.1, A.4.2 and A.6.7 as explained in the following relevant paragraphs, and, where applicable, certain recommended best practices of the Corporate Governance Code (the “Code”) under Appendix 14 of the Rules Governing the Listing of Securities on The Stock Exchange of Hong Kong Limited (“Listing Rules”). This Corporate Governance Report has been prepared in accordance with the requirements set out in Appendix 14 of the Listing Rules, and explains how the Company applies the principles of the Code.

#### (I) CODE FOR SECURITIES TRANSACTIONS BY DIRECTORS

The Company has adopted its code of conduct for directors’ securities dealing (“Directors’ Dealing Code”) on terms no less exacting than the prevailing required standard set out in the Model Code for Securities Transactions by Directors of Listed Issuers under Appendix 10 of the Listing Rules. Following specific enquiry, the Directors of the Company confirmed that they have complied with the required standard set out in the Model Code and the Directors’ Dealing Code throughout the year.

#### (II) BOARD OF DIRECTORS

##### The Board

The Board is responsible for the leadership and control of the Company so as to promote its success and continued growth. The Board is also responsible for ensuring that the Company has sound systems of risk management, internal control and regulatory compliance. The Directors, collectively and individually, have a duty to act in good faith, and to take decisions objectively in the interests of the Group. The Board sets the business objectives for the Company, and monitors the execution of those objectives by the Management of the Company.

## (II) 董事會 (續)

### 董事會之組成

董事會由9名董事組成，其中包括執行董事王守業先生(主席)、黃漢興先生(副主席)、王祖興先生(董事總經理兼行政總裁)及王伯凌先生；非執行董事平井章治先生；及獨立非執行董事史習陶先生、梁君彥先生、陳勝利先生及吳源田先生。董事會具備高度獨立性，以確保能作出獨立客觀之決策，並能全面及不偏不倚地監督管理層。

董事會擁有適當的經驗、才能及個人特質，以充份及有效地履行其責任。此外，董事會全體董事均對本公司的業務具備充份及專門知識，以確保有效管治及監督。董事之個人履歷簡介連同彼等間之關係的資料，載於第6頁至第9頁。本公司已於大新銀行及香港交易及結算所有有限公司的網頁上載本公司的最新董事名單，列明各董事擔任的職務及職責，以及彼等是否獨立非執行董事。本公司會於所有披露本公司董事姓名的企業通訊內，註明各獨立非執行董事的身份。

所有獨立非執行董事均按照上市規則第3.13條有關獨立性之指引進行獨立性的評估。經評估後，董事會認為全體獨立非執行董事均符合獨立資格。此外，本公司亦已收到各獨立非執行董事有關其獨立性之週年確認書。

本公司向各非執行董事(包括獨立非執行董事)發出的委任書，臚列彼等之任期及委任條款。

## (II) BOARD OF DIRECTORS (Continued)

### Board Composition

The Board comprises 9 Directors, namely Messrs. David Shou-Yeh Wong (Chairman), Hon-Hing Wong (Derek Wong) (Vice Chairman), Harold Tsu-Hing Wong (Managing Director and Chief Executive) and Gary Pak-Ling Wang as Executive Directors, Mr. Shoji Hirai as Non-Executive Director, and Messrs. Robert Tsai-To Sze, Andrew Kwan-Yuen Leung, Seng-Lee Chan and Yuen-Tin Ng as Independent Non-Executive Directors (“INEDs”). There is a strong independent element on the Board, to ensure the independence and objectivity of the Board’s decision-making process as well as the thoroughness and impartiality of the Board’s oversight of the Management.

The Board possesses appropriate experience, competencies and personal qualities to discharge its responsibilities adequately and effectively. In addition, the Board collectively has adequate knowledge and expertise relevant to the business activities of the Company in order to ensure effective governance and oversight. Brief biographical particulars of the Directors, together with information relating to the relationship among them, are set out on pages 6 to 9. The Company has maintained on the websites of Dah Sing Bank and Hong Kong Exchanges and Clearing Limited an updated list of its Directors identifying their roles and functions and whether they are INEDs. INEDs are also identified as such in all corporate communications that disclose the names of the Company’s Directors.

The independence of the INEDs has been assessed in accordance with the guidelines set out in Rule 3.13 of the Listing Rules. Following such assessment, the Board considers all the INEDs to be independent. Further, the Company has also received from each of the INEDs an annual confirmation of his independence.

The Company issues appointment letters to each of the Non-Executive Directors (including INEDs), setting out the terms and conditions of their appointment.

# 企業管治報告

## CORPORATE GOVERNANCE REPORT

### (II) 董事會 (續)

#### 董事會會議及董事出席率

董事會每年最少召開4次會議(大致按季度舉行)，並在有需要時另外召開董事會會議。董事出席董事會會議及2013年股東週年大會(「股東週年大會」)之詳情載於下表：

### (II) BOARD OF DIRECTORS (Continued)

#### Board Meetings and Directors' Attendance

Board meetings are held at least four times each year at approximately quarterly intervals, and additional board meetings are held as necessary. Details of Directors' attendance at the Board meetings and the annual general meeting (the "AGM") in 2013 are set out in the following table:

		董事會會議 Board meetings	股東 週年大會 AGM
<b>2013年內召開會議總次數</b>	<b>Total number of meeting(s) held in 2013</b>	7	1
<b>獨立非執行董事</b>	<b>Independent Non-Executive Directors</b>		
史習陶	Robert Tsai-To Sze	7/7	1
梁君彥	Andrew Kwan-Yuen Leung	5/7	0
陳勝利	Seng-Lee Chan	7/7	1
吳源田	Yuen-Tin Ng	7/7	1
<b>非執行董事</b>	<b>Non-Executive Directors</b>		
平井章治 (於2013年8月14日獲委任)	Shoji Hirai (appointed on 14 August 2013)	3/3	不適用 N/A
小林一健 (於2013年8月14日退任)	Kazutake Kobayashi (resigned on 14 August 2013)	2/4	0
<b>執行董事</b>	<b>Executive Directors</b>		
王守業	David Shou-Yeh Wong	7/7	1
黃漢興	Hon-Hing Wong (Derek Wong)	7/7	1
王祖興	Harold Tsu-Hing Wong	7/7	1
王伯凌	Gary Pak-Ling Wang	7/7	1

定期召開之董事會會議予以最少14天預先通知，以便所有董事有機會安排出席。其餘所有董事會會議，亦預先有合理通知。董事可在不少於7天前以書面形式向公司秘書提出彼等擬列入董事會定期會議議程之商討事項。公司秘書或有關委員會之秘書備存董事會及董事委員會之會議紀錄，該等會議紀錄可在任何董事提出合理通知後在任何合理時間內供查閱。

Notice of at least 14 days is given of regular Board meetings to give all Directors an opportunity to attend. For all other Board meetings, reasonable notice is given in advance. Directors may submit to the Company Secretary, in writing, and at least seven days in advance, matters that they would like to include in the agenda for regular Board meetings. Minutes of the Board and committees of the Board are kept by the Company Secretary or the secretary of the relevant committees, and are open for inspection at any reasonable time on reasonable notice by any Director.

除常規董事會會議外，主席亦會於執行董事避席之情況下，與各非執行董事(包括獨立非執行董事)會面，以便各非執行董事公開坦誠地討論有關本公司之事宜。

Other than regular Board meetings, the Chairman also meets with the Non-Executive Directors (including INEDs), without the presence of the Executive Directors, to facilitate open and frank discussion on issues relating to the Company.

(II) 董事會 (續)

董事會會議及董事出席率 (續)

根據企業管治守則守則條文A.6.7規定，獨立非執行董事及其他非執行董事應出席股東大會。本公司之獨立非執行董事梁君彥先生及非執行董事小林一健先生(於2013年8月14日辭任)因處理其他事務而未能出席本公司於2013年5月28日舉行的股東週年大會。

董事可於適當情況下，在提出合理要求後尋求獨立專業意見，相關費用由本公司支付。倘董事認為需要獨立意見，應首先將其要求知會公司秘書或行政總裁。該等要求不得無理被拒，且公司秘書或行政總裁須盡力為其物色及委聘合適之專業顧問，相關費用由本公司支付。本公司已為其董事購買合適之法律訴訟保險。

所有獲委任填補臨時空缺之董事，須於其獲委任後之首次股東大會上由股東膺選。根據企業管治守則守則條文A.4.2規定，每名董事(包括有指定任期的董事)至少每三年應輪流退任。根據本公司的組織章程細則，董事總經理毋須輪流退任，於釐定退任董事人數時亦不予計算在內。董事會認為豁免董事總經理輪流退任能為集團保持有見識和較連貫性的領導層，從而更有效地規劃及執行長期業務策略。

(II) BOARD OF DIRECTORS (Continued)

Board Meetings and Directors' Attendance (Continued)

Pursuant to code provision A.6.7 of the Code, independent non-executive directors and other non-executive directors should attend general meetings. Mr. Andrew Kwan-Yuen Leung, an Independent Non-Executive Director and Mr. Kazutake Kobayashi, a Non-Executive Director who resigned on 14 August 2013, were unable to attend the last Annual General Meeting of the Company held on 28 May 2013 due to other engagement at the relevant time.

Directors may, upon reasonable request, seek independent professional advice in appropriate circumstances, at the Company's expense. In circumstances where Directors believe that independent advice is needed, they should approach the Company Secretary or the Chief Executive in the first instance with their request. No such request will be unreasonably denied, and the Company Secretary or the Chief Executive will endeavor to identify and engage an appropriate professional adviser at the expense of the Company. The Company maintains appropriate insurance cover in respect of legal action against its Directors.

A director appointed to fill a casual vacancy shall be subject to election by shareholders at the first general meeting after his/her appointment. Pursuant to code provision A.4.2 of the Code, every director, including those appointed for a specific term, should be subject to retirement by rotation at least once every three years. Under the Company's Articles of Association, the managing director shall not be subject to retirement by rotation or taken into account in determining the number of directors to retire. The Board considers that the exemption of the managing director from such retirement by rotation provisions would provide the Group with knowledgeable and consistent leadership and allow more effective planning and execution of long-term business strategy.

# 企業管治報告

## CORPORATE GOVERNANCE REPORT

### (II) 董事會 (續)

#### 董事會會議及董事出席率 (續)

董事會已將管理本集團日常事務之職責授予執行管理層，並將處理若干事宜之職責交予不同委員會（詳情載於以下各節）。惟若干事項須經董事會全體成員共同審議，不得轉授予董事會轄下委員會或執行管理層。該等保留事項包括：

- \* 涉及任何主要股東或董事有利益衝突之交易；
- \* 重大收購或出售事項，涉及款額超過本公司當時資產淨值或市值（以較低者為準）之10%；
- \* 重大投資或出售投資（惟日常就本集團剩餘資金或投資資金調配而作出之正常投資或證券買賣則除外）；
- \* 本集團業務性質之任何重大變動；
- \* 委任新董事；
- \* 通過相關政策；及
- \* 通過年度預算。

#### 董事就任須知及培訓

本公司會向新委任的董事提供本公司之資料，並由管理層作出簡介。本公司亦舉辦持續專業發展及培訓予其董事，以確保各董事充份知悉彼等在適用法律、規則及規例下的職責。

### (II) BOARD OF DIRECTORS (Continued)

#### Board Meetings and Directors' Attendance (Continued)

The Board has delegated the day-to-day responsibility of running the Group to the executive management, and has delegated responsibility for certain matters to a number of committees, which are described more fully in the following sections. There are a number of matters which require the deliberation of the full Board, and may not be delegated to the committees of the Board or the executive management. These reserved matters include:

- \* Transactions that a substantial shareholder or a director has a conflict of interest;
- \* Material acquisitions or disposals at an amount that exceeds 10% of the lower of the Company's net asset value or market capitalization at the relevant time;
- \* Material investments or disposals of investments (except for normal investment or dealing in securities in the ordinary course of deploying the surplus funds or investment funds of the Group);
- \* Any material change in the nature of the Group's business;
- \* Appointment of new directors;
- \* Approval of relevant policies; and
- \* Approval of annual budget.

#### Induction and Training for Directors

A newly appointed Director is provided with materials relevant to the Company and briefed by the Management. The Company also organized continuous professional development and training to its Directors to ensure that they are fully aware of their responsibilities under the applicable laws, rules and regulations.

(II) 董事會 (續)

董事就任須知及培訓 (續)

各董事於年度內已接受下列範疇之培訓：

(II) BOARD OF DIRECTORS (Continued)

Induction and Training for Directors (Continued)

The Directors received trainings on the following areas arranged by the Company during the year:

董事	Directors	培訓範疇 Training Areas		
		企業管治/ 董事會最佳常規 Corporate Governance/ Board best practices	中國/ 亞太區之發展 Developments in Mainland China/Asia Region	業務/財務/ 管理 Business/ Financial/ Management
<b>獨立非執行董事</b>	<b>Independent Non-Executive Directors</b>			
史習陶	Robert Tsai-To Sze	✓	✓	✓
梁君彥	Andrew Kwan-Yuen Leung	✓	-	✓
陳勝利	Seng-Lee Chan	✓	✓	✓
吳源田	Yuen-Tin Ng	✓	✓	✓
<b>非執行董事</b>	<b>Non-Executive Directors</b>			
平井章治 (於2013年8月14日獲委任)	Shoji Hirai (appointed on 14 August 2013)	✓	✓	✓
小林一健 (於2013年8月14日退任)	Kazutake Kobayashi (resigned on 14 August 2013)	-	-	-
<b>執行董事</b>	<b>Executive Directors</b>			
王守業	David Shou-Yeh Wong	✓	✓	✓
黃漢興	Hon-Hing Wong (Derek Wong)	✓	✓	✓
王祖興	Harold Tsu-Hing Wong	✓	✓	✓
王伯凌	Gary Pak-Ling Wang	✓	✓	✓

董事亦於年度內參加了由其他機構及專業團體舉辦之相關課程、研討會及會議。所有董事均已向公司秘書提供彼等於年內所接受培訓的紀錄。

Directors also participated in other relevant courses, seminars and conferences organized by other institutions and professional bodies during the year. All Directors provided to the Company Secretary a record of the training they received during the year.

(III) 主席及行政總裁

本公司認為其企業管理包括兩個主要層面：董事會之管理及企業業務之日常管理。董事會應清晰區分責任以確保權力及權限之平衡，而不致使任何個人擁有不受制約之決策權。因此，主席王守業先生與行政總裁王祖興先生之角色及權責已予區分，並已通過董事會之審批。主席主要在董事會中擔當領導角色，以確保董事會有效運作及履行其責任，使所有關鍵及相關事宜得以獲董事會及時處理。主席擁有履行該等責任所需的經驗、能力及個人特質。行政總裁則負責本公司之日常管理，為本集團企業利益指導業務方向及領導經營，提高股東價值及確保內部監控健全。王守業先生為王祖興先生之父親。

(III) CHAIRMAN AND CHIEF EXECUTIVE

The Company acknowledges that there are two key aspects of its management - the management of the Board and the day-to-day management of its business, and that there should be a clear division of these responsibilities at the Board level to ensure a balance of power and authority, so that no one individual should have unfettered powers of decision. The roles and objectives of the Chairman, Mr. David Shou-Yeh Wong, and the Chief Executive, Mr. Harold Tsu-Hing Wong, are therefore separated and have been approved by the Board. The Chairman mainly provides leadership for the Board to ensure that the Board works effectively and discharges its responsibilities, and all key and appropriate issues are discussed by the Board in a timely manner. The Chairman possesses the requisite experience, competencies and personal qualities to fulfill these responsibilities. The Chief Executive is responsible for the day-to-day management of the Company to provide business direction and operational leadership for the benefit of the Group's businesses, enhance shareholder value and ensure sound internal control. Mr. David Shou-Yeh Wong is the father of Mr. Harold Tsu-Hing Wong.

**(IV) 非執行董事(包括獨立非執行董事)**

本公司有1位非執行董事及4位獨立非執行董事。各獨立非執行董事均已按上市規則第3.13條之規定向本公司確認其獨立性。本公司已遵守第3.10(1)及(2)條及第3.10A條，擁有足夠具備適當專業資格及經驗之獨立非執行董事人數。

根據企業管治守則守則條文A.4.1規定，非執行董事之委任應有指定任期，並須接受重新選舉。本公司之非執行董事委任並無訂立特定任期，惟須根據本公司的組織章程細則於股東週年大會上輪值退任及重選連任。

非執行董事一如其他董事會成員，透過定期出席會議及積極參與公司事務，致力以其技能、專業知識及各自不同背景及資歷，為董事會及其參與之有關委員會帶來貢獻。彼等出席定期及特別董事會會議，並獲鼓勵出席本公司之股東大會及股東特別大會。非執行董事透過提供獨立、富建設性及知情之意見及建議，為本公司之策略及政策發展作出有價值的貢獻。

**(V) 董事委員會－提名及薪酬委員會**

**董事之提名**

董事會之職權範圍規定董事會委任新增董事之正式、經審慎考慮並具透明度之程序。職權範圍亦明示禁止就委任新增董事之事宜上，將權力授予董事會轄下之委員會或本公司管理層，並規定董事會全體成員須深入審議後方可作出該等委任。

**(IV) NON-EXECUTIVE DIRECTORS (INCLUDING INDEPENDENT NON-EXECUTIVE DIRECTORS)**

The Company has one Non-Executive Director and four Independent Non-Executive Directors. Each of the Independent Non-Executive Directors has provided to the Company confirmation of independence as required under Rule 3.13 of the Listing Rules. The Company has complied with Rule 3.10(1) and (2) and 3.10A with sufficient number of independent non-executive directors who possess the appropriate professional qualifications and experience.

Pursuant to code provision A.4.1 of the Code, non-executive directors should be appointed for a specific term, subject to re-election. The Non-Executive Directors of the Company are not appointed for a specific term, but are subject to retirement by rotation and re-election at annual general meetings in accordance with the provisions of the Company's Articles of Association.

Non-Executive Directors, as equal Board members, give the Board and any committees on which they serve the benefit of their skills, expertise and varied backgrounds and qualifications through regular attendance and active participation. They attend regular and special Board meetings, and are encouraged to attend the general or special meeting of the shareholders of the Company. The Non-Executive Directors make valuable contribution to the development of the Company's strategy and policies through independent, constructive and informed comments and suggestions.

**(V) BOARD COMMITTEE – NOMINATION AND REMUNERATION COMMITTEE**

**Nomination of Directors**

The terms of reference of the Board set out the requirement for a formal, considered and transparent procedure for the appointment of new directors to the Board. The terms of reference also explicitly prohibit the delegation of decisions regarding the appointment of new directors to sub-committees of the Board or to the management of the Company, and require that such appointments are made after deliberation by the full Board.

(V) 董事委員會－提名及薪酬委員會(續)

董事之薪酬

本公司於2005年8月成立薪酬委員會，以書面規章訂明其具體職權範圍，列明其角色及職責。本公司於2006年8月，將委員會重新組成為提名及薪酬委員會，並更新其職權範圍。提名及薪酬委員會負責(其中包括)審議新增董事之提名、以及批准各董事及高層管理人員之薪酬。自2010年12月起，委員會職權範圍涵蓋以下角色與職責：

- 協助董事會履行本公司薪酬系統規劃及操作之職責；
- 審議及向董事會推薦合適本公司之薪酬政策及實務；
- 獲董事會授權委託，為執行董事及高層管理人員訂定合適之薪酬待遇；及
- 確保本公司的薪酬系統及操作恆常檢討。

企業管治職責

提名及薪酬委員會亦履行下列職責：

- 至少每年檢討董事會的架構、人數、組成及多元化，並對董事會作出變動提出建議；
- 定期檢討董事會的運作效率及成效，尤其是董事會成員的組成；
- 批准董事會成員及高層管理人員的繼任計劃政策，並就董事及高層管理人員繼任計劃事宜向董事會提出建議；及
- 檢討董事會成員多元化政策、可計量目標及其進度。

(V) BOARD COMMITTEE – NOMINATION AND REMUNERATION COMMITTEE (Continued)

Remuneration of Directors

The Remuneration Committee was established by the Company in August 2005 with specific written terms of reference setting out its roles and responsibilities. The Committee was reconstituted as the Nomination and Remuneration Committee of the Company in August 2006 with a set of updated terms of reference. It is responsible, among other things, for the review of the nomination of new directors, approval of the remuneration of directors and senior management. Since December 2010, the Committee's terms of reference have covered the following roles and responsibilities as well:

- To assist the Board in discharging its responsibility for the design and operation of the Company's remuneration system;
- To review and make recommendation in respect of the Company's remuneration policy and practices to the Board;
- To be delegated with the responsibility of the Board to determine the specific remuneration packages of executive directors and senior management; and
- To ensure that regular review of the Company's remuneration system and its operation is conducted.

Corporate Governance Duties

The Nomination and Remuneration Committee also performs the following duties:

- To review the structure, size, composition and diversity of the Board at least annually and make recommendations on any proposed changes to the Board;
- To regularly review the efficiency and effectiveness of the functioning of the Board, particularly in respect of the composition of Board members;
- To approve the succession planning policy for Board members and senior management, and make recommendations to the Board on succession planning for these positions; and
- To review the Board Diversity Policy, the related measurable objectives and progress on achieving these.

# 企業管治報告

## CORPORATE GOVERNANCE REPORT

### (V) 董事委員會－提名及薪酬委員會(續)

#### 企業管治職責(續)

委員會成員主要由獨立非執行董事出任。委員會之職權範圍可於本公司之註冊辦事處及大新銀行網頁上查閱。

提名及薪酬委員會於2013年內曾召開3次會議。委員會現任委員名單及彼等於2013年之出席紀錄如下：

#### 2013年內召開會議次數

#### 獨立非執行董事

史習陶(主席)  
梁君彥  
陳勝利

#### 執行董事

王守業  
黃漢興

提名及薪酬委員會於2013年年度之工作包括：

- 釐定及批准執行董事及高層管理人員之薪酬水平
- 審議及贊同本公司及本集團董事會董事及高層管理人員之提名
- 審議及贊同委員會之職權範圍
- 審議及贊同本集團之薪酬政策與相關制度及實務
- 審議本公司薪酬制度及實務之披露
- 審議及贊同大新銀行董事會管治政策和程序之政策及文件
- 審議及贊同董事會成員多元化政策

### (V) BOARD COMMITTEE – NOMINATION AND REMUNERATION COMMITTEE (Continued)

#### Corporate Governance Duties (Continued)

The majority of the members are Independent Non-Executive Directors. The terms of reference for the Committee are available for inspection at the Company's registered office and the website of Dah Sing Bank.

The Nomination and Remuneration Committee held three meetings in 2013. The current members of the Committee and their attendance records in 2013 are set out below:

#### Number of meetings held in 2013

3

#### Independent Non-Executive Directors

Robert Tsai-To Sze (Chairman)	3/3
Andrew Kwan-Yuen Leung	1/3
Seng-Lee Chan	3/3

#### Executive Directors

David Shou-Yeh Wong	3/3
Hon-Hing Wong (Derek Wong)	3/3

The work of the Nomination and Remuneration Committee during 2013 included:

- Determining and approving the remuneration levels for executive directors and senior management
- Reviewing and endorsing the nomination of directors to the Board and senior management of the Company and of the Group
- Reviewing and endorsing the terms of reference of the Committee
- Reviewing and endorsing the Group's remuneration policy and related systems and practices
- Reviewing the disclosure on the Company's remuneration systems and practices
- Reviewing and endorsing policies and documents in relation to the Governance Policy and Procedures for the Board of Dah Sing Bank
- Reviewing and endorsing the Board Diversity Policy

(V) 董事委員會－提名及薪酬委員會(續)

本集團之薪酬政策

本集團之薪酬政策旨在為僱員維持與市場條件相若、公平且具競爭力之薪酬配套，並根據業務需要、專業才能、個人之素質，且參照行業慣例與監管指引而訂立。

就釐定支付予董事會成員之袍金水平而言，將會考慮市場的袍金水平及各董事之工作量及其須作出之承擔等因素。釐定執行董事薪酬待遇之考慮因素如下：

- 業務需要及表現
- 整體經濟及商業情況
- 個別對本集團之貢獻
- 風險相關之表現
- 參考與個人職責相符之市場薪酬水平
- 遵行監管指引
- 留任之考慮因素及個別之潛能

於考慮過程中，董事不可參與有關其本人薪酬之決定。

董事會成員多元化政策

董事會於2013年12月3日採納董事會成員多元化政策，其主要條款如下：

1. 目的

本政策旨在列載本公司董事會為達致成員多元化而採取的方針，從而有利於本公司及其整體業務，並提升公司的表現素質。

(V) BOARD COMMITTEE – NOMINATION AND REMUNERATION COMMITTEE (Continued)

The Group's Remuneration Policy

The Group's policy on remuneration is to maintain fair and competitive packages for its employees, which are commensurate with market terms, and are based on business needs, expertise and quality of the individuals, and with proper reference to industry practice and regulatory guidelines.

For determining the level of fees paid to members of the Board of Directors, market rates and factors such as each director's workload and required commitment will be taken into account. The following factors are considered when determining the remuneration packages of executive directors:

- Business needs and performance
- The economy and business conditions in general
- Each individual's contributions to the Group
- Risk related performance
- Reference to market pay level commensurate with the individual's responsibility
- Consideration of regulatory guidelines
- Retention considerations and each individual's potential

During the process of consideration, no individual director will be involved in decisions relating to his/her own remuneration.

Board Diversity Policy

The Board adopted a Board Diversity Policy on 3 December 2013. The key terms of this policy are set out as follows:

1. Purpose

This Policy aims to set out the approach to achieve diversity on the Company's Board of Directors in order to enhance the quality of its performance which in turn benefits the Company and its business as a whole.

### (V) 董事委員會－提名及薪酬委員會(續)

#### 董事會成員多元化政策(續)

##### 2. 政策聲明

本公司明白並深信董事會成員多元化對支持實現其業務目標及可持續發展裨益良多。董事會成員多元化有多方面的考慮因素，包括但不限於性別、年齡、種族、文化及教育背景、專業經驗、技能、知識及服務任期。董事會所有委任均以用人唯才為原則，並在考慮人選時以客觀條件充分顧及上述之個人素質因素、對董事會貢獻之期望及董事會成員多元化的裨益。

##### 3. 可計量目標

甄選人選將按一系列多元化範疇為基準，包括但不限於性別、年齡、種族、文化及教育背景、專業經驗、技能、知識、獨立性及服務任期。最終將按人選的長處及可為董事會提供的貢獻而作決定。

##### 4. 監察及匯報

提名及薪酬委員會將每年在《企業管治報告》內審議及匯報本政策概要、實行本政策之可計量目標及達標進度。

##### 5. 檢討本政策

提名及薪酬委員會將在適當時候檢討本政策，以確保本政策行之有效，討論和提出修訂建議，供董事會審批。

### (V) BOARD COMMITTEE – NOMINATION AND REMUNERATION COMMITTEE (Continued)

#### Board Diversity Policy (Continued)

##### 2. Policy statement

The Company recognizes and embraces the benefits of having a diverse Board in supporting the attainment of its business objectives and sustainable development. Board diversity has been considered from a number of aspects, including but not limited to gender, age, ethnicity, cultural and educational background, professional experience, skills, knowledge and length of service. All Board appointments will be based on meritocracy, and candidates will be considered against objective criteria, having due regard for the factors on personal attributes outlined above, expectation on contribution to the Board, and the benefit of diversity of the Board.

##### 3. Measurable Objectives

Selection of candidates will be based on a range of diversity perspectives, including but not limited to gender, age, ethnicity, cultural and educational background, professional experience, skills, knowledge, independence and length of service. The ultimate decision will be based on merit and contribution that the selected candidates will bring to the Board.

##### 4. Monitoring and Reporting

The Nomination and Remuneration Committee will review and report annually, in the corporate governance report, a summary of this Policy, the measurable objectives to implement this Policy and progress made towards achieving those objectives.

##### 5. Review of the Policy

The Nomination and Remuneration Committee will review this Policy, as appropriate, to ensure the effectiveness of this Policy and discuss and recommend any revisions that may be required to the Board for consideration and approval.

**(VI) 董事委員會 – 審核委員會**

**核數師之獨立性及酬金**

本公司已檢討並滿意本公司外聘核數師羅兵咸永道會計師事務所(「羅兵咸永道」)就對本集團財務報表進行審核之獨立性。

本公司僅在既具成本效益，又能維持羅兵咸永道作為本公司之外聘核數師之獨立及客觀性情況下，始委聘羅兵咸永道提供審核以外之服務。否則，將另覓其他顧問公司提供專業服務。

除有關審核服務外，羅兵咸永道以協訂程序於2013年年內為本集團提供審核以外服務如審閱報稅表與計算結果、提供稅務顧問服務、審閱本集團中期業績公佈事宜、審閱於年內大新銀行有限公司20億美元歐洲市場中期票據計劃發售通函之更新及本集團若干操作過程和控制之獨立評估。

截至2013年12月31日止年度，已支付或須支付予本公司外聘核數師有關審核服務及審核以外服務之酬金如下：

**(VI) BOARD COMMITTEE – AUDIT COMMITTEE**

**Auditors' Independence and Remuneration**

The Company has reviewed and is satisfied with the independence of the Company's external auditors, PricewaterhouseCoopers ("PwC"), for performing the audit of the Group's financial statements.

The Company will use the non-audit services of PwC only when the Company can benefit in a cost-effective manner and the independence and objectivity of PwC as the Company's external auditors can be maintained. Otherwise, professional services from other firms are used.

In addition to audit related services, PwC, based on agreed-upon procedures, provided the Group non-audit services during 2013 by rendering review of tax returns and computation, tax advisory services, review of the Group's interim financial disclosure, and review of the update on the offering circular of Dah Sing Bank, Limited's US\$2 Billion Euro Medium Term Note Programme, and independent assessments of certain operational processes and control of the Group.

The remuneration paid/payable to the external auditors of the Company in respect of audit services and non-audit services for the year ended 31 December 2013 is set out as follows:

為本公司提供的服務	Services rendered for the Company	已支付／須支付之費用 Fee paid/payable 千港元 (HK\$'000)
審核服務	Audit services	7,213
審核以外服務：	Non-audit services:	
• 審閱大新銀行有限公司 歐洲市場中期票據計劃的更新	• Review of the updated Euro Medium Term Note Programme of Dah Sing Bank, Limited	255
• 稅務合規審查	• Tax compliance review	481
• 其他	• Others	865
合共	Total	8,814

# 企業管治報告

## CORPORATE GOVERNANCE REPORT

### (VI) 董事委員會 – 審核委員會 (續)

由本公司董事會成立之審核委員會，負責確保財務報告之客觀性及可信性、檢討內部監控制度及監管要求合規度、批准審核計劃及審閱內部與外聘核數師之查察結果及報告、並於向股東呈報業績時，確保各董事已按法例規定經審慎、盡責及克盡所能地遵循適當之會計及財務報告準則。

委員會向董事會就外聘核數師之篩選、監察及酬金提出建議。委員會根據適用之標準檢討及監察外聘核數師之獨立性及客觀性、以及審核程序之成效。

委員會審閱及監察本公司之年度及中期財務報表之持正，包括編製財務報表時所採用之主要財務報告判斷。

委員會檢討本公司之內部監控，並向董事會報告其主要檢討結果及提供意見。本公司內部監控制度的描述載於下文，至於風險管理則載於補充財務資料內之風險管理項、及年度財務報告附註財務風險管理項下恰當之量化財務披露。

審核委員會之職權範圍可於本公司之註冊辦事處及大新銀行網頁上查閱。

委員會之成員為史習陶先生(主席)、陳勝利先生及吳源田先生。所有委員會成員為獨立非執行董事，彼等於銀行、財務及企業管理具有豐富經驗。委員會主席史先生為合資格會計師，直至1996年6月為一間會計師事務所合夥人(此會計師事務所乃現時羅兵咸永道會計師事務所之前身)。委員會概無其他成員受聘於或以其他方式與本公司之前任或現任外聘核數師有聯屬關係。

委員會成員與本公司之高層管理人員、內部審核主管及外聘核數師每年最少開會3次。2013年內共召開3次會議。

### (VI) BOARD COMMITTEE – AUDIT COMMITTEE (Continued)

The Audit Committee, established by the Board of the Company, is responsible for ensuring the objectivity and credibility of financial reporting, reviewing the internal control system and compliance with regulatory requirements, and approving audit plans and reviewing findings and reports of the internal and external auditors, and that in presenting results to the shareholders, the Directors have exercised the care, diligence and skills prescribed by laws, and that appropriate accounting and financial reporting standards are followed.

The Committee makes recommendation to the Board on the selection, oversight and remuneration of external auditors. The Committee reviews and monitors the external auditors' independence and objectivity and the effectiveness of the audit process in accordance with applicable standards.

The Committee reviews and monitors the integrity of the Company's annual and interim financial statements, including significant financial reporting judgments used in producing the financial statements.

The Committee reviews the Company's internal controls and reports its major findings and comments to the Board. Descriptions of the Company's internal control system are set out below, whilst for risk management, these are shown in the Supplementary Financial Information under Risk Management and described with appropriate financial quantification in the Financial Risk Management sections as notes to the annual financial statements.

The terms of reference for the Audit Committee are available for inspection at the Company's registered office and the website of Dah Sing Bank.

The members of the Committee are Mr. Robert Tsai-To Sze (Chairman), Mr. Seng-Lee Chan and Mr. Yuen-Tin Ng. All of the members of the Committee are Independent Non-Executive Directors with extensive experience in banking, finance and business management. The Committee's chairman, Mr. Sze, is a qualified accountant and was a partner of a predecessor firm of PricewaterhouseCoopers up to June 1996. None of the other committee members are employed by or otherwise affiliated with the former or existing external auditors of the Company.

The Committee members meet at least three times a year with the Company's senior management, the head of internal audit and the external auditors. In 2013, a total of three meetings were held.

**(VI) 董事委員會 – 審核委員會 (續)**

個別董事出席2013年審核委員會會議之出席紀錄呈列如下：

**2013年內召開會議次數**

**獨立非執行董事**

史習陶(主席)

陳勝利

吳源田

為使董事知悉審核委員會之討論內容及決定，審核委員會之會議紀錄亦載入董事會定期會議文件內送發各董事。

以下為審核委員會於2013年履行職責之概要：

- a. 審閱並就本集團2012年年度之業績公佈及經審核財務報表，以及2013年中期報告，向董事會提供意見及建議；
- b. 審閱外聘核數師之審核結果及意見，及有關2012年年度審核與財務報表主要會計及財務披露事宜之管理層報告；
- c. 審閱2012年之企業管治報告書，以納入本公司2012年年度年報以及審閱就上市規則企業管治守則作出之關鍵變動；
- d. 批准於2012年下半年度及2013年上半年度經審核委員會審閱及接納呈交董事會期內委員會關注事項、重點及討論概要報告；
- e. 審閱關連人士之交易及披露；
- f. 審議並批准外聘核數師之委任及其酬金；
- g. 審閱外聘核數師之審核結果及建議；

**(VI) BOARD COMMITTEE - AUDIT COMMITTEE (Continued)**

The attendance record of individual directors at the Audit Committee meetings in 2013 is set out below:

**Number of meetings held in 2013**

3

**Independent Non-Executive Directors**

Robert Tsai-To Sze (Chairman)

3/3

Seng-Lee Chan

3/3

Yuen-Tin Ng

3/3

To enable Directors to be informed of the discussions and decisions of the Audit Committee, the minutes of the Audit Committee meetings are included in the board papers of regular board meetings sent to Directors.

The following is a summary of the work of the Audit Committee during 2013 in discharging its responsibilities:

- a. Review of, and providing advice and recommendations to the Board for the approval of the 2012 results announcements and audited financial statements of the Group, and the 2013 interim report;
- b. Review of external auditors' findings and comments, and management's reports on major accounting and financial disclosure matters in respect of 2012 audit and financial statements;
- c. Review of the Corporate Governance Report of 2012 for inclusion in the Company's 2012 annual report and the key changes to the Corporate Governance Code of the Listing Rules;
- d. Approval of the reports to the Board providing a summary of the issues, focuses and discussion reviewed and dealt with by the Audit Committee in the second half of 2012 and the first half of 2013;
- e. Review of connected party transactions and disclosure;
- f. Review and approval of the appointment and remuneration of external auditors;
- g. Review of the findings and recommendations of the external auditors;

# 企業管治報告

## CORPORATE GOVERNANCE REPORT

### (VI) 董事委員會 – 審核委員會 (續)

- h. 審閱及批准外聘核數師之審核計劃；
- i. 審閱及批准內部審核計劃；
- j. 檢討內部審核工作、結果及建議；
- k. 審閱由集團法律及合規處提供就有關香港金融管理局(「香港金管局」)之最新考核及監管關注事項，管理層履行香港金管局建議之事宜；
- l. 審閱香港會計師公會頒佈之主要新會計及財務報告準則及指引之要點、以及採納該等準則及指引對本集團之影響；及
- m. 審閱編製2013年度財務報表時之主要會計處理方式。

### 財務報表的問責及審核

董事會有責任以平衡、清晰及全面方式評核及匯報本公司之表現、狀況及前景。

管理層負責向董事會提供充分解釋及足夠資料，讓董事會可就財務狀況及其他資訊作充分審閱以作判斷。

董事會知悉其為本集團擬備財務報表之責任。於2013年12月31日，董事會並不知悉有任何重大不明朗相關事件或情況會導致本集團可持續經營之能力受到質疑。董事會已按持續經營為基礎編制本集團財務報表。本集團外聘核數師對財務報表的責任乃載於本集團財務報表內之獨立核數師報告中。

董事會亦負責以平衡、清晰及明瞭方式評審呈報年度報告及中期報告、其他涉及股價敏感資料通告、其他根據上市規則須予披露之財務資料，以及根據法規或監管規定要求須予披露之資料。

### (VI) BOARD COMMITTEE - AUDIT COMMITTEE (Continued)

- h. Review and approval of the external auditors' audit plan;
- i. Review and approval of internal audit plan;
- j. Review of the internal audit's work, findings and recommendations;
- k. Review of update from Group Legal and Compliance Division on the Hong Kong Monetary Authority ("HKMA") examinations and regulatory concerns, management's actions in implementing the HKMA's recommendations;
- l. Review of the highlight of major new accounting and financial reporting standards and guidance issued by the Hong Kong Institute of Certified Public Accountants, and impact to the Group on their adoption; and
- m. Review of significant accounting treatments for the preparation of 2013 financial statements.

### Accountability and Audit of Financial Statements

It is the responsibility of the Board to present a balanced, clear and comprehensible assessment of the Company's performance, position and prospects.

Management is responsible for providing such explanation and information to the Board to enable the Board to make an informed assessment of the financial and other information put before the Board for approval.

The Directors acknowledge their responsibility for preparing the financial statements of the Group. As at 31 December 2013, the Directors are not aware of any material uncertainties relating to events or conditions which may cast significant doubt upon the Group's ability to continue as a going concern. The Directors have prepared the financial statements of the Group on a going-concern basis. The responsibility of the Group's external auditors on the financial statements is set out in the Independent Auditor's Report attached to the Group's financial statements.

The Board is also responsible for providing a balanced, clear and understandable assessment to annual and interim reports, other price-sensitive announcements and other financial disclosures required under the Listing Rules, as well as to information required to be disclosed pursuant to statutory or regulatory requirements.

(VI) 董事委員會 – 審核委員會 (續)

內部監控

董事會授權管理層負責制訂及維持健全之內部監控制度。內部監控制度擬通過管理及營運監控、風險管理制度架構之運作，使董事會可監察本集團之業務表現及財務狀況、監控及調節風險、採納健全之業務守則、合理確證對欺詐及誤差之監控、確保遵守適用法例及規則，以及對管理人員作出監察及提供指引，以達成本公司之目標。然而，本集團之內部監控程序僅可對重大誤差、損失或欺詐提供合理而非絕對之保證。

本集團已設立制度以維持有效內部監控，其關鍵環節如下：

- 設立清晰之管理組織架構，具有清楚界定之權限、問責性及職責。
- 成立特設委員會，以監察及控制重大風險因素，如信貸風險、流動資金及利率風險、操作風險及合規風險。
- 定期向高層管理人員及管理委員會(包括執行委員會)報告本公司之業務表現。密切留意實際表現結果與預算之比對。董事會每季審閱本集團之業務及財務表現。
- 制訂書面政策及程序，以促進對客戶、客戶服務、職責區分、交易之準確性及完整性、資產之保護、信貸管理及風險監控、業務風險之控制、合規監控(包括反清洗黑錢)、員工培訓、資訊科技發展、管治及資訊保安、持續業務運作規劃、財務管理(包括會計、監管報告、合乎監管及財務報告準則之財務報告、管理會計及預算控制、賬目對賬)、以及管理監督制度(包括各功能委員會之運作)等各方面之恰當評估。

(VI) BOARD COMMITTEE - AUDIT COMMITTEE (Continued)

Internal Controls

The Board has delegated to management the responsibility to develop and maintain a sound internal control system. The internal control system, operating through a framework of management and operational controls, and risk management systems, is intended to allow the Board to monitor the Group's business performance and financial positions, to control and adjust risk exposures, to adopt sound business practices, to obtain reasonable assurance on controls against fraud and errors, to ensure compliance with applicable laws and regulations, and to exercise oversight on and provide guidance to management in achieving the Company's objectives. However, it should be recognized that the Group's internal control procedures can only provide reasonable, not absolute, assurance against material errors, losses or fraud.

The key procedures that the Group has established to maintain an effective internal control system are as follows:

- A clear management organizational structure is set up with well-defined lines of authority, accountability and responsibilities.
- Specialized committees are formed to oversee and control significant risk factors, such as credit risk, liquidity and interest rate risks, operational risk and compliance risk.
- Regular reporting of the performance of the Company's businesses to senior management and management committees including the Executive Committee. Actual performance results against budgets are closely monitored. The Board reviews the Group's business and financial performance on a quarterly basis.
- Written policies and procedures are established to facilitate proper assessment of customers, services to customers, segregation of duties, accuracy and completeness of transaction processing, safeguarding of assets, credit control and risk monitoring, control of business exposures, compliance control and monitoring (including anti-money laundering), staff training, IT development, IT governance and information security, business continuity planning, financial control (including accounting, regulatory reporting, financial reporting to comply with regulatory and financial reporting standards, management accounting and budget control, reconciliation of accounts), and system of management oversight including the operations of various functional committees.

(VI) 董事委員會 – 審核委員會 (續)

內部監控 (續)

- 獨立內部審核職能監察對管理政策及程序以及監管規定之遵行；並進行廣泛之內部監控檢討及審核活動，如合規審核、營運及系統檢討，以確保監控制度之完整、效率及效能。內部審核部主管職能上向審核委員會交代，管理運作上隸屬行政總裁並可直接向執行委員會稟報。
- 獨立的集團風險部職能負責監察，並向高層管理人員、風險管理及合規委員會及董事會匯報集團風險狀況及相關分析，以維持本集團業務組合中資產質素之穩健及風險控制，亦充分考慮風險與回報兩者間之恰當平衡。
- 本集團業務繼續提升其風險管理機制與能力，以加強風險控制及成效，對鞏固本集團內部監控程序之穩健猶為重要。
- 屬管理層之集團合規委員會面對法規之遵守致力維持高度警惕及問責性，並負責監督及領導制訂、維持及加強合規制度、政策及慣例之建立，以確保遵守所有法律規定及監管指引。本集團之法律及合規處在本集團對相關法則及規例之遵行上，肩負起獨立與持續之監察職能。

內部監控之評估

董事會經斟酌審核委員會與執行管理層所作出之評審、以及內部及外聘核數師作出之審核報告，從而評估內部監控制度之有效性。

(VI) BOARD COMMITTEE - AUDIT COMMITTEE (Continued)

Internal Controls (Continued)

- The independent internal audit function monitors compliance with management policies and procedures, and regulatory requirements; and will conduct a wide variety of internal control reviews and audit activities such as compliance audits and operations and systems reviews to ensure the integrity, efficiency and effectiveness of the systems of control. The Head of Internal Audit reports functionally to the Audit Committee and administratively to the Chief Executive with direct access to the Executive Committee.
- The independent group risk function monitors and reports the Group's risk positions and analysis to senior management, Risk Management and Compliance Committee and the Board, and operates to sustain a sound asset quality and risk control in the portfolio of the Group's businesses with due consideration of a proper risk and return balance.
- The Group's business continues its ongoing upgrade of risk management framework and capabilities to strengthen its risk control and effectiveness, which are key to the maintenance of sound internal control process of the Group.
- The Group Compliance Committee at the management level serves to uphold a high level of awareness and accountability of compliance requirements and is responsible for overseeing and guiding the development, maintenance and enhancement of compliance system, policies and practices to ensure compliance with all statutory requirements and regulatory guidelines. The Group Legal and Compliance Division performs an independent on-going monitoring role on the Group's compliance with relevant rules and regulations.

Assessment of Internal Control System

In assessing the effectiveness of the internal control system, the Board has considered reviews performed by the Audit Committee and executive management, and the findings of both internal and external auditors.

**(VI) 董事委員會 – 審核委員會 (續)**

**內部監控之評估 (續)**

本集團內部審核部已依據審核委員會之指示於一年內就所有主要監控重點包括財務、營運及合規監控與風險管理實務各方面進行評估。2013年度之審閱已包括參照內部審核部及外聘核數師之意見、本集團的政策和程序、內部監控的監管指引及企業管治守則對內部監控系統進行之年度評估。本集團將繼續努力提升內部監控系統及程序。

**(VII) 企業管治職能**

董事會負責履行企業管治職責包括：

- 制定及檢討本集團的企業管治政策及常規
- 檢討及監察董事及高層管理人員的培訓及持續專業發展
- 檢討及監察本集團在遵守法律及監管規定方面的政策及常規
- 制定、檢討及監察僱員及董事的操守準則及合規手冊
- 檢討本公司遵守企業管治守則的情況及在《企業管治報告》內的披露

2013年內，董事會履行以下企業管治職責：

- 按企業管治守則的要求訂立董事會成員多元化政策
- 批准提名及薪酬委員會及審核委員會經更新的職權範圍
- 批准本集團僱員的操守準則、舉報政策及員工證券交易政策
- 檢討董事持續專業培訓
- 批准企業管治報告
- 檢討本集團主要附屬銀行大新銀行有限公司之董事會管治政策及程序

**(VI) BOARD COMMITTEE – AUDIT COMMITTEE (Continued)**

**Assessment of Internal Control System (Continued)**

Under the direction of the Audit Committee, the Group's Internal Audit in the year conducted an assessment covering all material controls, including financial, operational and compliance controls and risk management practices. The 2013 reviews included an annual assessment of internal control system with reference to the comments made by both internal and external auditors, policies and procedures of the Group, regulatory guidelines and the Code regarding internal controls. The Group will continue to work to enhance its internal control system and processes.

**(VII) CORPORATE GOVERNANCE FUNCTIONS**

The Board is responsible for performing the corporate governance duties including:

- to develop and review of the Group's policy and practices on corporate governance
- to review and monitor the training and continuous professional development of directors and senior management
- to review and monitor the Group's policies and practices on compliance with legal and regulatory requirements
- to develop, review and monitor the code of conduct and compliance manual applicable to employees and directors
- to review the Company's compliance with the Code and disclosure in the Corporate Governance Report

During 2013, the Board performed the following corporate governance matters:

- Established Board Diversity Policy as required by the Code
- Approved the updated the terms of reference of Nomination and Remuneration Committee as well as Audit Committee
- Approved the Group's Code of Conduct for employees, Whistle-blowing Policy and Staff Securities Dealing Policy
- Reviewed continuing professional training for directors
- Approved the Corporate Governance Report
- Reviewed board governance policy and procedures for Dah Sing Bank, Limited, the Group's major banking subsidiary

### (VIII) 與股東之溝通

#### (1) 有效溝通

董事會極重視與股東之溝通，管理層就其年度及中期業績與分析員舉行小組會議。此外，本公司之指定高級行政人員亦會定期與機構投資者及分析員會面，在遵循適用法律及法規的情況下，向彼等提供與本公司發展有關之趨時訊息。

此外，大新銀行網站 ([www.dahsing.com](http://www.dahsing.com)) 會適時提供本公司之財務資訊、公告／股東通函，以及本公司企業管治架構及實務資訊，並本集團之業務及企業社會責任活動。

#### (2) 召開股東特別大會

股東持有本公司不少於 5% 已繳足股本者，可呈請召開本公司之股東特別大會。

有關呈請書須 (i) 列明會議目的，(ii) 由各呈請人簽署，及 (iii) 遞交本公司位於香港告士打道 108 號大新金融中心 36 樓之註冊辦事處。該呈請書亦可包括多份相同形式之文件，每份由一位或多位呈請人簽署。

該呈請書亦須列明 (i) 各呈請人之姓名，(ii) 各呈請人之聯絡資料，及 (iii) 各呈請人持有本公司普通股之股數。

董事會須於呈請書遞交日期起計 21 天內安排召開股東特別大會。該會議須於會議通知書發出日期後 28 天內召開。

如董事會未有召開前述股東特別大會，呈請人或佔全體呈請人所持總股數一半以上之呈請人，可自行召開會議，但任何據此召開之會議，須於呈請書遞交日期起計 3 個月內舉行。

### (VIII) COMMUNICATION WITH SHAREHOLDERS

#### (1) Effective Communication

The Board attaches great importance to communication with shareholders. The Management holds group meetings with analysts in connection with the Company's annual and interim results. Apart from the above, designated senior executives maintain regular dialogue with institutional investors and analysts to keep them abreast of the Company's development, subject to compliance with the applicable laws and regulations.

Moreover, Dah Sing Bank's website ([www.dahsing.com](http://www.dahsing.com)) offers timely access to the Company's financial information, announcements/circulars to shareholders and information on the Company's corporate governance structure and practices, in addition to business and corporate social responsibility activities of the Group.

#### (2) Convening an Extraordinary General Meeting

Shareholder(s) holding not less than 5 percent of the paid-up capital of the Company may put forth requisition to convene an Extraordinary General Meeting of the Company.

The requisition must (i) state the objectives of the meeting, (ii) be signed by the requisitioner(s) and (iii) be deposited at the Company's registered office at 36th Floor, Dah Sing Financial Centre, 108 Gloucester Road, Hong Kong. It may also consist of several documents in like form, each signed by one or more requisitioner(s).

The requisition must also state (i) the name(s) of the requisitioner(s), (ii) the contact details of the requisitionists(s) and (iii) the number of ordinary shares of the Company held by the requisitioner(s).

The Directors must proceed to convene an Extraordinary General Meeting within 21 days from the date of the deposit of the requisition. Such meeting should be held on a day not more than 28 days after the date on which the notice convening the meeting is given.

If the Directors fail to convene the Extraordinary General Meeting as aforesaid, the requisitioner(s), or any of them representing more than one-half of the total voting rights of all of them, may themselves convene the meeting. Any meeting so convened shall not be held after the expiration of three months from the date of the deposit of the requisition.

**(VIII) 與股東之溝通 (續)**

**(2) 召開股東特別大會 (續)**

由呈請人按上述方式召開之會議，須盡量依照如同由董事會召開股東會議之方式召開。

各呈請人如因董事會未有妥為召開會議而產生之任何相關合理費用，須由本公司償付予各有關呈請人。

**(3) 於股東大會提出動議**

持有本公司總表決權不少於2.5%之股東，或不少於50位於股東大會具有表決權利之股東，可：

- 於股東大會上提出動議
- 提供其他股東以傳閱有關於股東大會上動議之陳述書

有關於股東大會提出動議之股東資格，程序及時限之進一步詳細資料，各股東可參考香港法例第622章《公司條例》第580條。

**(4) 向董事會提出查詢**

股東可將彼等提請董事會關注之事宜，送交本公司之註冊辦事處，並註明公司秘書收。查詢有關於召開股東週年大會或股東特別大會，或於該等大會上提出動議之程序，亦可向公司秘書提出。

**(IX) 組織章程文件**

於2013年，本公司並無變更其組織章程文件。

**(X) 公司秘書**

本公司之公司秘書具備上市規則第3.29條項下規定之相關資格及經驗。截至2013年12月31日止財政年度，彼已接受不少於15個小時之有關專業培訓。

**(VIII) COMMUNICATION WITH SHAREHOLDERS (Continued)**

**(2) Convening an Extraordinary General Meeting (Continued)**

A meeting so convened by the requisitionist(s) shall be convened in the same manner, as nearly as possible, as that in which meetings are to be convened by the Directors.

Any reasonable expenses incurred by the requisitionist(s) by reason of the failure of the Directors to duly convene a meeting shall be repaid to the requisitionist(s) by the Company.

**(3) Putting forward proposals at general meetings**

Shareholders representing not less than 2.5 percent of the total voting rights of the Company, or not less than 50 shareholders, who are entitled to vote on a resolution at a general meeting, may:

- put forward a proposal at a general meeting
- circulate to other shareholders a written statement with respect to matters to be dealt with at a general meeting

Shareholders may refer to section 580 of the Companies Ordinance (Chapter 622 of the Laws of Hong Kong) for further details on the shareholder qualifications and the procedures and timeline in connection with the above.

**(4) Submission of enquiries to the Board**

Shareholders may send their enquiries requiring the Board's attention to the Company Secretary at the Company's registered office. Questions about the procedures for convening or putting forward proposals at an Annual General Meeting or Extraordinary General Meeting may also be put to the Company Secretary.

**(IX) CONSTITUTIONAL DOCUMENTS**

The Company has not changed its constitutional documents in 2013.

**(X) COMPANY SECRETARY**

The Company Secretary of the Company possesses the relevant qualifications and experience pursuant to the requirements of rule 3.29 of the Listing Rules. She has taken no less than 15 hours of relevant professional training during the financial year ended 31 December 2013.

**(XI) 持續關連交易**

就財務報表附註50載列之持續關連交易而言，本公司之全體獨立非執行董事已審閱上述交易並確認上述交易乃於下述情況進行：

- (1) 依本公司之日常及慣常業務運作；
- (2) 按正常商業條款；及
- (3) 根據有關交易的協議條款，而有關條款屬公平合理，並且符合本公司之利益。

此外，本公司已委任其外聘核數師羅兵咸永道按照香港會計師公會頒佈之香港鑒證業務準則第3000號「非審核或審閱過往財務資料之鑒證工作」之規定，並參照實務說明第740號「關於香港上市規則所述持續關連交易之核數師函件」，審查本公司之持續關連交易並提交報告。根據上市規則第14A.38條，羅兵咸永道已就財務報表附註50所載之持續關連交易之審查結果及結論，發出無保留意見之報告書。本公司已將核數師報告書之副本提交予香港聯合交易所有限公司。

**(XI) CONTINUING CONNECTED TRANSACTIONS**

In respect of the continuing connected transactions as set out in Note 50 to the financial statements, all the Independent Non-Executive Directors of the Company have reviewed the said transactions and confirmed that the said transactions have been entered into:

- (1) in the ordinary and usual course of business of the Company;
- (2) on normal commercial terms; and
- (3) in accordance with the relevant agreements governing them on terms that are fair and reasonable and in the interests of the Company.

Further, the Company has engaged its external auditors PwC to report on the Company's continuing connected transactions in accordance with Hong Kong Standard on Assurance Engagements 3000 "Assurance Engagements Other Than Audits or Reviews of Historical Financial Information" and with reference to Practice Note 740 "Auditor's Letter on Continuing Connected Transactions under the Hong Kong Listing Rules" issued by the Hong Kong Institute of Certified Public Accountants. PwC has issued an unqualified letter containing their findings and conclusions in respect of the continuing connected transactions set out in Note 50 to the financial statements in accordance with Listing Rule 14A.38. A copy of the auditor's letter has been provided by the Company to The Stock Exchange of Hong Kong Limited.

董事會謹提呈截至2013年12月31日止年度之報告及經審核之財務報表。

### 主要業務及營運之分項分析

大新銀行集團有限公司(「本公司」)之主要業務為銀行投資控股。而附屬公司之主要業務則見財務報表附註33。本年度按業務及區域分項之本公司及其附屬公司(「本集團」)業績表現分析載於財務報表附註5。

### 業績及盈餘分配

本集團截至2013年12月31日止年度之業績載於第69頁之綜合收益賬內。

董事會宣派中期股息每股0.09港元，共派現金112,623,399.45港元，已於2013年9月26日派發各股東。

董事會建議派發末期現金股息每股0.24港元，合共300,329,065.20港元。

### 股本

本公司是年度之股本變動詳情載於財務報表附註46。

### 儲備

本集團及本公司是年度之儲備變動詳情載於財務報表附註47。

### 捐款

本集團是年度之慈善及其他捐款共1,318,000港元。

### 固定資產

本集團是年度之固定資產變動詳情載於財務報表附註35。

The Directors submit their report together with the audited financial statements for the year ended 31 December 2013.

### PRINCIPAL ACTIVITIES AND SEGMENT ANALYSIS OF OPERATIONS

The principal activity of Dah Sing Banking Group Limited (the "Company") is banking investment holding. The principal activities of the subsidiaries are shown in Note 33 to the financial statements. An analysis of the performance of the Company and its subsidiaries (the "Group") for the reporting period by business and geographical segments are set out in Note 5 to the financial statements.

### RESULTS AND APPROPRIATIONS

The results of the Group for the year ended 31 December 2013 are set out in the consolidated income statement on page 69.

The Directors declared an interim dividend of HK\$0.09 per share and a total of HK\$112,623,399.45 in cash was paid on 26 September 2013.

The Directors recommend the payment of a final dividend of HK\$0.24 per share in cash, totalling HK\$300,329,065.20.

### SHARE CAPITAL

Movements in the share capital of the Company during the year are shown in Note 46 to the financial statements.

### RESERVES

Movements in the reserves of the Group and of the Company during the year are set out in Note 47 to the financial statements.

### DONATIONS

During the year, the Group made charitable and other donations amounting to HK\$1,318,000.

### FIXED ASSETS

Movements in the fixed assets of the Group during the year are shown in Note 35 to the financial statements.

# 董事會報告書

## REPORT OF THE DIRECTORS

### 董事會

本年度內及直至本報告日期止董事芳名：

王守業

*主席*

黃漢興

*副主席*

史習陶\*

梁君彥\*

陳勝利\*

吳源田\*

平井章治

*(於2013年8月14日獲委任)*

王祖興

*董事總經理兼行政總裁*

王伯凌

小林一健

*(於2013年8月14日退任)*

\* 獨立非執行董事

按照本公司組織章程細則第105及106條規定，董事會三分之一（或最為接近但不少於三分之一）數目而在任最長之成員須於應屆之股東週年大會輪值告退。根據細則第105及106條之退任董事可膺選連任。根據此規定，黃漢興先生、梁君彥先生、吳源田先生將於應屆之股東週年大會退任，合資格並願意膺選連任。

### DIRECTORS

The Directors during the year and up to the date of this report are:

David Shou-Yeh Wong

*Chairman*

Hon-Hing Wong (Derek Wong)

*Vice Chairman*

Robert Tsai-To Sze\*

Andrew Kwan-Yuen Leung\*

Seng-Lee Chan\*

Yuen-Tin Ng\*

Shoji Hirai

*(appointed with effect from 14 August 2013)*

Harold Tsu-Hing Wong

*Managing Director and Chief Executive*

Gary Pak-Ling Wang

Kazutake Kobayashi

*(resigned with effect from 14 August 2013)*

\* *Independent Non-Executive Directors*

In accordance with Articles 105 and 106 of the Company's Articles of Association, one-third (or the number nearest to and not less than one-third) of the Directors being those who have been longest in office shall retire by rotation at each annual general meeting. The Directors retiring under Articles 105 and 106 are, however, eligible for re-election. Accordingly, Messrs. Hon-Hing Wong (Derek Wong), Andrew Kwan-Yuen Leung and Yuen-Tin Ng will retire, and being eligible, offer themselves for re-election at the forthcoming annual general meeting.

按照本公司組織章程細則第110條規定，任何於年內獲委任的董事，以填補空缺或作為新增董事，須於本公司下屆股東週年大會告退，並可膺選連任。根據此規定，於2013年8月14日獲委任之平井章治先生將於應屆之股東週年大會退任，合資格並願意膺選連任。

本公司已收到各獨立非執行董事就其於年內在任董事會的持續獨立性作出的年度確認函。本公司對他們的獨立性表示認同。

按照香港聯合交易所有限公司證券上市規則附錄十四《企業管治守則》中守則條文A.4.3條，獨立非執行董事在任超逾九年，其是否連任應以股東獨立決議案通過。本公司意識到獨立非執行董事史習陶先生與梁君彥先生已服務本公司董事會超逾九年以上。然而，董事會認為史先生與梁先生仍能予以董事會獨立且寶貴卓見並恪守其份，裨益董事會議事決策。按照以上守則條文A.4.3條，史習陶先生與梁君彥先生將各自以股東獨立決議案於應屆之股東週年大會退任，並膺選連任。

於應屆之股東週年大會上膺選連任之董事的資料，載於連同本年報寄發予股東的股東通函內。

建議重選之董事與本公司或其任何附屬公司概無簽訂不可於一年內在不予賠償(法定賠償除外)的情況下終止的服務合約。

In accordance with Article 110 of the Company's Articles of Association, a Director appointed during the year either to fill a vacancy or as an additional director shall retire at the next following annual general meeting and shall then be eligible for re-election. Accordingly, Mr. Shoji Hirai, who was appointed on 14 August 2013, will retire, being eligible, offer himself for re-election at the forthcoming annual general meeting.

The Company has received an annual confirmation from each of the Independent Non-Executive Directors as regards their continued independence while serving as members of the Board of Directors during the year, and the Company still considers all the Independent Non-Executive Directors to be independent.

Pursuant to the code provision A.4.3 under the Corporate Governance Code (Appendix 14 of The Rules Governing the Listing of Securities on The Stock Exchange of Hong Kong Limited, an independent non-executive director serving more than nine years shall be subject to a separate resolution of shareholders for re-election. The Company is aware that Messrs. Robert Tsai-To Sze and Andrew Kwan-Yuen Leung, each in their capacity as an Independent Non-Executive Director, have served the Board for a period of more than nine years. The Board holds the view that Mr. Sze and Mr. Leung are able to provide valuable independent advice and role to the Board in its deliberations and decision-making process. In accordance with the above code provision A.4.3, Messrs. Robert Tsai-To Sze and Andrew Kwan-Yuen Leung, will retire at the forthcoming annual general meeting for re-election respectively under a separate resolution of shareholders.

Details of the Directors to be re-elected at the forthcoming annual general meeting are set out in the circular to the shareholders sent together with this Annual Report.

None of the Directors proposed for re-election has a service contract with the Company or any of its subsidiaries which is not determinable within one year without payment of compensation, other than statutory compensation.

# 董事會報告書

## REPORT OF THE DIRECTORS

### 董事及行政總裁權益

於2013年12月31日，根據證券及期貨條例（「證券及期貨條例」）第XV部要求，本公司各董事及行政總裁所持有本公司或其任何相聯法團（定義見《證券及期貨條例》第XV部）而所需向本公司及香港聯合交易所有限公司（「香港交易所」）申報之股份、相關股份及債券的權益（包括按《證券及期貨條例》之規定而擁有或視作擁有之權益及淡倉），或按《證券及期貨條例》規定而設置之登記冊所載，或因遵照《上市公司董事進行證券交易的標準守則》及本公司所採納之董事證券交易守則（合稱「該等守則」）而須知會本公司及香港交易所之權益及淡倉如下：

#### 甲) 在本公司及相聯公司所持之股份權益

### INTERESTS OF DIRECTORS AND CHIEF EXECUTIVE

As at 31 December 2013, the interests and short positions of the Directors and the Chief Executive of the Company in the shares, underlying shares and debentures of the Company or any of its associated corporations (within the meaning of Part XV of the Securities and Futures Ordinance (“SFO”)) which were required to be notified to the Company and The Stock Exchange of Hong Kong Limited (the “SEHK”) pursuant to Part XV of the SFO (including interests and short positions which they have taken on or are deemed to have acquired under such provisions of the SFO), or which were required pursuant to the SFO, to be entered in the register referred to therein, or as otherwise required to be notified to the Company and the SEHK pursuant to the Model Code for Securities Transactions by Directors of Listed Issuers and the code of conduct for directors’ securities dealing adopted by the Company (collectively the “Model Code”) were as follows:

#### a) Interests in shares of the Company and its associated corporation

董事	Director	股份數量				股權 對相關已發行 股本百分比 Percentage of interests in the relevant issued share capital
		Number of shares				
		個人權益 Personal Interests	法團權益 <sup>(1)</sup> Corporate Interests <sup>(1)</sup>	其他權益 Other Interests	合計權益 Total Interests	
持有本公司普通股股份	Number of ordinary shares in the Company					
王守業	David Shou-Yeh Wong	-	933,595,496 <sup>(2)</sup>	-	933,595,496	74.61
持有大新金融集團有限公司 普通股股份	Number of ordinary shares in Dah Sing Financial Holdings Limited					
王守業	David Shou-Yeh Wong	-	9,153,714	111,671,848 <sup>(3)</sup>	120,825,562	40.75

董事及行政總裁權益(續)

甲) 在本公司及相聯公司所持之股份權益  
(續)

註：

- (1) 董事之法團權益乃指由其於股東大會上對三分之一或以上投票權擁有控股權之公司所持有之股份。
- (2) 此等股份包括王守業透過其於大新金融集團有限公司之實益權益而按《證券及期貨條例》第XV部定義被視作擁有本公司74.59%之法團權益及王守業控制的法團持有之本公司股份。
- (3) 此等股份乃由為王守業及其家屬成員利益而成立之全權信託受託人匯豐國際信託有限公司間接持有。

乙) 在本公司及相聯公司所持認股權計劃下之認股權權益

i) 本公司之認股權計劃

本公司之認股權計劃(「大新銀行集團認股權計劃」)於2004年6月12日獲本公司當時唯一股東大新金融集團有限公司(「大新金融」)批准。本公司在獲得香港交易所批准的情況下，該大新銀行集團認股權計劃之有關條款(刊載於2004年6月首次公開招股書內)仍然有效。

根據香港聯合交易所有限公司證券上市規則(「上市規則」)，大新銀行集團認股權計劃概括如下：

- (1) 大新銀行集團認股權計劃的目的：
 

大新銀行集團認股權計劃的目的在招攬、獎勵及挽留高質素行政人員以助集團的業務及擴展。
- (2) 大新銀行集團認股權計劃的參與人：
 

大新銀行集團認股權計劃合資格參與人包括大新銀行集團及附屬公司之董事及擔任管理職位之僱員。

INTERESTS OF DIRECTORS AND CHIEF EXECUTIVE  
(Continued)

a) Interests in shares of the Company and its associated corporation (Continued)

Notes:

- (1) The corporate interests are in respect of shares held by companies in which the director controls one third or more of the voting powers at general meeting.
- (2) Such shares include the corporate interests of David Shou-Yeh Wong under Part XV of the SFO by virtue of his beneficial share interests in the shares of Dah Sing Financial Holdings Limited which currently holds a controlling interest of 74.59% in the Company and interests in the shares of the Company held through a company controlled by David Shou-Yeh Wong.
- (3) Such shares are indirectly held by HSBC International Trustee Limited, a trustee of a discretionary trust established for the benefit of David Shou-Yeh Wong and his family members.

b) Interests in options under share option schemes of the Company and its associated corporation

i) Share option scheme of the Company

The Share Option Scheme of the Company (“DSBG Option Scheme”) was initially approved by Dah Sing Financial Holdings Limited (“DSFH”), being the sole shareholder of the Company, on 12 June 2004. With the approval of the SEHK, the terms of the DSBG Option Scheme as disclosed in the Company’s initial public offering prospectus remained valid after its public listing in June 2004.

In accordance with the requirements of The Rules Governing the Listing of Securities on The Stock Exchange of Hong Kong Limited (the “Listing Rules”), a summary of the DSBG Option Scheme is disclosed as follows:

- (1) Purpose of the DSBG Option Scheme:
 

The purpose of the DSBG Option Scheme is to attract, motivate and retain high quality executives to contribute to the Group’s business and growth.
- (2) Participants of the DSBG Option Scheme:
 

Eligible participants of the DSBG Option Scheme included directors and employees holding supervisory positions in the Company and its subsidiaries.

董事及行政總裁權益(續)

乙) 在本公司及相聯公司所持認股權計劃下之認股權權益(續)

i) 本公司之認股權計劃(續)

- (3) 大新銀行集團認股權計劃中可予發行的股份數目及其於2013年12月31日佔已發行股本的百分率：

於2013年12月31日，大新銀行集團認股權計劃下仍有28,695,000股股份可准予發行，佔大新銀行集團已發行股本2.29%。

- (4) 大新銀行集團認股權計劃中每名參與人可獲授權益上限：

任何合資格人士其獲授予認股權可認購之股份若行使後，加上給予其已發行及將發行之股份總數在授予有關認股權包括當日計過往12個月期間超過已發行股本的百分之一，則不會獲授予認股權。任何進一步授予高於上限之認股權得遵守大新銀行集團認股權計劃之條款、及受不時修訂之上市規則所約束。

- (5) 根據認股權可認購股份的期限：

行使期由提名及薪酬委員會代表本公司董事會決定，及於授予有關認股權時闡明。股份須於有關認股權授予日起計10年內認購。所有在大新銀行集團認股權計劃下現有之認股權可於獲授予日期起計第1個至第5個週年分5批平均歸屬並可予以行使。

INTERESTS OF DIRECTORS AND CHIEF EXECUTIVE

(Continued)

b) Interests in options under share option schemes of the Company and its associated corporation (Continued)

i) Share option scheme of the Company (Continued)

- (3) Total number of shares available for issue under the DSBG Option Scheme and percentage of issued share capital as of 31 December 2013:

The number of shares available for issue under the DSBG Option Scheme is 28,695,000 shares, representing 2.29% of the total issued share capital of the Company as at 31 December 2013.

- (4) Maximum entitlement of each participant under the DSBG Option Scheme:

No options may be granted to any eligible person which, if exercised, would result in such eligible person becoming entitled to subscribe for such number of shares as, when aggregated with the total number of shares already issued or to be issued to him under all options granted to him in the 12-month period up to and including the offer date of relevant options, exceed 1% of the shares in issue at such date. Any grant of further options above the limit shall be subject to the provisions of the DSBG Option Scheme and the Listing Rules as amended from time to time.

- (5) Period within which the shares must be taken up under an option:

The exercise period is determined by the Nomination and Remuneration Committee on behalf of the Board of the Company, and is specified when related options are granted. Shares under the options must be taken up within 10 years from the date of grant. All the existing share options under the DSBG Option Scheme shall be exercisable upon vesting in five equal tranches between the first and fifth anniversaries from the date of grant.

董事及行政總裁權益(續)

乙) 在本公司及相聯公司所持認股權計劃下之認股權權益(續)

i) 本公司之認股權計劃(續)

- (6) 認股權行使之前必須持有的最短期限：

必須持有的最短期限由提名及薪酬委員會代表本公司董事會決定，及於授予時闡明，大新銀行集團認股權計劃下現有之認股權不得於由授予日起計一年內行使。

- (7) 申請或接受認股權須付金額以及付款或通知付款的期限或償還有關貸款的期限：

接受認股權應支付金額按每份認股權1港元代價認購，及須於授予日起計28天內或董事會不時決定之時限內繳訖。

- (8) 行使價的釐定基準：

每份認股權之行使價乃由提名及薪酬委員會代表本公司董事會以不得寬鬆於上市規則第17.03(9)條規定下，按不低於以下三項中之最高者作釐定：(i)本公司股份在授予日於香港交易所買賣之收市價、(ii)本公司股份在緊接在授予日前五個交易日於香港交易所買賣之平均收市價、及(iii)本公司股本中每股股份1港元之面值。(新《公司條例》(香港法例第622章)已於2014年3月3日生效，為所有於香港註冊成立有股本的公司引入強制無面值制度，廢除所有香港公司的股份面值的概念。自2014年3月3日起，本公司之股份並無面值。)

INTERESTS OF DIRECTORS AND CHIEF EXECUTIVE

(Continued)

b) Interests in options under share option schemes of the Company and its associated corporation (Continued)

i) Share option scheme of the Company (Continued)

- (6) Minimum period for which an option must be held before it can be exercised:

The minimum holding period is determined by the Nomination and Remuneration Committee on behalf of the Board of the Company, and is specified when related options are granted. None of the existing share options under the DSBG Option Scheme shall be exercisable within one year from the date of grant.

- (7) Amount payable on application or acceptance of the option and the period within which payments or calls must or may be made or loans for such purpose must be repaid:

The amount payable on acceptance of an option is HK\$1 and must be made within 28 days upon offer of granting of options or such period the Board may determine from time to time.

- (8) Basis of determining the exercise price:

The exercise price per option share is concluded by the Nomination and Remuneration Committee on behalf of the Board of the Company on the basis no less exacting than the requirement set out in Rule 17.03(9) of the Listing Rules and is determined as no less than the highest of (i) the closing price of the Company's shares traded on the SEHK on the date of grant; (ii) the average closing price of the Company's shares traded on the SEHK for the five trading days immediately preceding the date of grant; and (iii) the nominal value of the shares of HK\$1 each in the capital of the Company. (The new Companies Ordinance (Cap. 622), which came into force on 3 March 2014, adopts a mandatory system of no nominal value for all Hong Kong incorporated companies having a share capital and abolishes the concept of nominal value for all shares. With effect from 3 March 2014, the shares of the Company have no nominal value.)

# 董事會報告書

## REPORT OF THE DIRECTORS

### 董事及行政總裁權益 (續)

#### 乙) 在本公司及相聯公司所持認股權計劃下之認股權權益 (續)

##### i) 本公司之認股權計劃 (續)

##### (9) 大新銀行集團認股權計劃尚餘有效期：

大新銀行集團認股權計劃由2004年6月12日起計10年內有效，至2014年6月11日屆滿。

根據大新銀行集團認股權計劃，本公司及其主要營運附屬公司的若干董事獲授予大新銀行集團認股權計劃下之認股權。在大新銀行集團認股權計劃下仍未行使之可認購本公司股份權利截至2013年12月31日止年度內之變動及是年度年終結餘之詳情如下：

### INTERESTS OF DIRECTORS AND CHIEF EXECUTIVE

(Continued)

#### b) Interests in options under share option schemes of the Company and its associated corporation (Continued)

##### i) Share option scheme of the Company (Continued)

##### (9) Remaining life of the DSBG Option Scheme:

The DSBG Option Scheme shall be valid and effective for a period of 10 years commencing from 12 June 2004 and expiring at the close of 11 June 2014.

Pursuant to the DSBG Option Scheme, certain Directors of the Company and its major operating subsidiaries were granted options under the DSBG Option Scheme. Details of the movements during the year ended, and the status as at, 31 December 2013 of the Company's outstanding share options which have been granted under the DSBG Option Scheme are as follows:

		認股權包含之本公司股份數目								
		Number of the Company's shares in the options								
承授人	Grantee	於2013年		於2013年		行使價	授予日期	行使期		
		1月1日	2013年內	2013年內	12月31日			由	至	
		Held at	Granted	Lapsed	Held at	Exercise	Grant date	From	To	
		1/1/2013	during 2013	during 2013	31/12/2013	price	Grant date	(日/月/年)	(日/月/年)	
						港元	(日/月/年)	(日/月/年)	(日/月/年)	
						HK\$	(D/M/Y)	(D/M/Y)	(D/M/Y)	
<b>董事</b>	<b>Directors</b>									
王祖興	Harold Tsu-Hing Wong	2,800,000	-	-	2,800,000	9.25	12/12/2011	12/12/2012	12/12/2017	
		1,000,000	-	-	1,000,000	8.27	21/12/2012	21/12/2013	21/12/2018	
王伯凌	Gary Pak-Ling Wang	2,600,000	-	-	2,600,000	9.25	12/12/2011	12/12/2012	12/12/2017	
		900,000	-	-	900,000	8.27	21/12/2012	21/12/2013	21/12/2018	
其他僱員總額 <sup>(1)</sup>	Aggregate of other employees <sup>(1)</sup>	2,400,000	-	-	2,400,000	9.25	12/12/2011	12/12/2012	12/12/2017	
		2,100,000	-	-	2,100,000	8.27	21/12/2012	21/12/2013	21/12/2018	

董事及行政總裁權益(續)

乙) 在本公司及相聯公司所持認股權計劃下之認股權權益(續)

i) 本公司之認股權計劃(續)

註：

- (1) 認股權乃授予若干合資格僱員，彼等為本公司主要營運附屬公司的董事、高級行政人員或管理人員，並為香港僱傭條例下「連續合約」工作的僱員。
- (2) 所有根據大新銀行集團認股權計劃下授予各承授人之認股權於授出日起計第1個至第5個週年分5批平均歸屬並可予以行使。
- (3) 截至2013年12月31日止年度內，在大新銀行集團認股權計劃下，並無認股權予以行使或取消。
- (4) 認股權價值之釐定詳情載於財務報表附註51。

ii) 本公司之控股公司大新金融集團有限公司之認股權計劃

大新金融股東於2005年4月28日通過新認股權計劃(「大新金融認股權計劃」)。

根據上市規則，大新金融認股權計劃概括如下：

(1) 大新金融認股權計劃的目的：

大新金融認股權計劃的目的是對承授人之貢獻及長期努力提供誘因及／或給予報酬，從而令大新金融集團內各公司獲得裨益。

(2) 大新金融認股權計劃的參與人：

任何一位大新金融集團內各公司的董事、經理或其他擔任行政、管理或主管級職位之僱員，或由董事會行使唯一酌情權決定大新金融認股權計劃之合資格參與人。

INTERESTS OF DIRECTORS AND CHIEF EXECUTIVE  
(Continued)

b) Interests in options under share option schemes of the Company and its associated corporation (Continued)

i) Share option scheme of the Company (Continued)

Notes:

- (1) Share options were granted to certain eligible employees, who are directors, senior executives or officers of the Company's major operating subsidiaries and are working under employment contracts that are regarded as "continuous contracts" for the purpose of the Employment Ordinance of Hong Kong.
- (2) All the existing share options under the DSBG Option Scheme shall be exercisable upon vesting in five equal tranches between the first and fifth anniversaries from the date of grant.
- (3) No share options under the DSBG Option Scheme were exercised or cancelled during the year ended 31 December 2013.
- (4) Details of the computation of the value of options are shown in Note 51 to the financial statements.

ii) Share option scheme of Dah Sing Financial Holdings Limited, the holding company of the Company

The shareholders of DSFH approved to adopt the new Share Option Scheme ("DSFH Option Scheme") on 28 April 2005.

In accordance with the requirements of the Listing Rules, a summary of the DSFH Option Scheme is disclosed as follows:

(1) Purpose of the DSFH Option Scheme:

The purpose of the DSFH Option Scheme is to provide an incentive and/or reward to grantees for their contribution to, and continuing efforts to promote the interests of, DSFH group of companies.

(2) Participants of the DSFH Option Scheme:

Any director, manager, or other employee holding an executive, managerial or supervisory position in DSFH group of companies as the Board may in its sole discretion determine to be eligible to participate in the DSFH Option Scheme.

# 董事會報告書

## REPORT OF THE DIRECTORS

### 董事及行政總裁權益(續)

#### 乙) 在本公司及相聯公司所持認股權計劃下之認股權權益(續)

ii) 本公司之控股公司大新金融集團有限公司之認股權計劃(續)

(3) 大新金融認股權計劃中可予發行的股份數目及其於2013年12月31日佔已發行股本的百分率：

於2013年12月31日，大新金融認股權計劃下仍有11,071,512股股份可予發行，佔大新金融全部已發行股本3.73%。

(4) 大新金融認股權計劃中每名參與人可獲授權益上限：

任何合資格人士其獲授予認股權可認購之股份若行使後，加上給予其已發行及將發行之股份總數在授予有關認股權包括當日計過往12個月期間超過已發行股本的百分之一，則不會獲授予認股權。任何進一步授予高於上限之認股權得遵守大新金融認股權計劃之條款、及受不時修訂之上市規則所約束。

(5) 根據認股權可認購股份的期限：

行使期由提名及薪酬委員會代表大新金融董事會決定，及於授予有關認股權時闡明。股份須於有關認股權授予日起計10年內認購。所有在大新金融認股權計劃下現有之認股權可於獲授予日期起計第1個至第5個週年分5批平均歸屬並可予以行使。

### INTERESTS OF DIRECTORS AND CHIEF EXECUTIVE

(Continued)

#### b) Interests in options under share option schemes of the Company and its associated corporation (Continued)

ii) *Share option scheme of Dah Sing Financial Holdings Limited, the holding company of the Company (Continued)*

(3) Total number of shares available for issue under the DSFH Option Scheme and percentage of issued share capital as of 31 December 2013:

The number of shares available for issue under the DSFH Option Scheme is 11,071,512 shares, representing 3.73% of the total issued share capital of DSFH as at 31 December 2013.

(4) Maximum entitlement of each participant under the DSFH Option Scheme:

No options may be granted to any eligible person which, if exercised, would result in such eligible person becoming entitled to subscribe for such number of shares as, when aggregated with the total number of shares already issued or to be issued to him under all options granted to him in the 12-month period up to and including the offer date of relevant options, exceed 1% of the shares in issue at such date. Any grant of further options above the limit shall be subject to the provisions of the DSFH Option Scheme and the Listing Rules as amended from time to time.

(5) Period within which the shares must be taken up under an option:

The exercise period is determined by the Nomination and Remuneration Committee on behalf of the Board of DSFH, and is specified when related options are granted. Shares under the options must be taken up within 10 years from the date of grant. All the existing share options under the DSFH Option Scheme shall be exercisable upon vesting in five equal tranches between the first and fifth anniversaries from the date of grant.

董事及行政總裁權益(續)

乙) 在本公司及相聯公司所持認股權計劃下之認股權權益(續)

ii) 本公司之控股公司大新金融集團有限公司之認股權計劃(續)

(6) 認股權行使之前必須持有的最短期限：

必須持有的最短期限由提名及薪酬委員會代表大新金融董事會決定，及於授予時闡明。大新金融認股權計劃下之現行認股權不得於由授予日起計一年內行使。

(7) 申請或接受認股權須付金額以及付款或通知付款的期限或償還有關貸款的期限：

接受認股權應支付金額按每份認股權1港元代價認購，及須於授予日起計28天內或董事會不時決定之期限內繳訖。

(8) 行使價的釐定基準：

每份認股權之行使價乃由提名及薪酬委員會代表大新金融董事會以不得寬鬆於上市規則第17.03(9)條規定下，按不低於以下三項中之最高者作釐定：(i)大新金融股份在授予日於香港交易所買賣之收市價、(ii)大新金融股份在緊接在授予日前五個交易日於香港交易所買賣之平均收市價、及(iii)大新金融股本中每股股份2港元之面值。(新《公司條例》(香港法例第622章)已於2014年3月3日生效，為所有於香港註冊成立有股本的公司引入強制無面值制度，廢除所有香港公司的股份面值的概念。自2014年3月3日起，本公司之股份並無面值。)

INTERESTS OF DIRECTORS AND CHIEF EXECUTIVE

(Continued)

b) Interests in options under share option schemes of the Company and its associated corporation (Continued)

ii) Share option scheme of Dah Sing Financial Holdings Limited, the holding company of the Company (Continued)

(6) Minimum period for which an option must be held before it can be exercised:

The minimum holding period is determined by the Nomination and Remuneration Committee on behalf of the Board of DSFH, and is specified when related options are granted. None of the existing share options under the DSFH Option Scheme shall be exercisable within one year from the date of grant.

(7) Amount payable on application or acceptance of the option and the period within which payments or calls must or may be made or loans for such purpose must be repaid:

The amount payable on acceptance of an option is HK\$1 and must be made within 28 days upon offer of granting of options or such period the Board may determine from time to time.

(8) Basis of determining the exercise price:

The exercise price per option share is concluded by the Nomination and Remuneration Committee on behalf of the Board of DSFH on the basis no less exacting than the requirement set out in Rule 17.03(9) of the Listing Rules and is determined as no less than the highest of (i) the closing price of DSFH shares traded on the SEHK on the date of grant; (ii) the average closing price of DSFH's shares traded on the SEHK for the five trading days immediately preceding the date of grant; and (iii) the nominal value of the shares of HK\$2 each in the capital of DSFH. (The new Companies Ordinance (Cap. 622), which came into force on 3 March 2014, adopts a mandatory system of no nominal value for all Hong Kong incorporated companies having a share capital and abolishes the concept of nominal value for all shares. With effect from 3 March 2014, the shares of DSFH have no nominal value.)

# 董事會報告書

## REPORT OF THE DIRECTORS

### 董事及行政總裁權益 (續)

#### 乙) 在本公司及相聯公司所持認股權計劃下之認股權權益 (續)

ii) 本公司之控股公司大新金融集團有限公司之認股權計劃 (續)

(9) 大新金融認股權計劃尚餘有效期：

大新金融認股權計劃由2005年4月28日起計10年內有效，至2015年4月27日屆滿。

根據大新金融認股權計劃，大新金融及其主要營運附屬公司的若干董事獲授予大新金融認股權計劃下之認股權。在大新金融認股權計劃下仍未行使之可認購大新金融股份權利截至2013年12月31日止年度內之變動及是年度年終結餘之詳情如下：

### INTERESTS OF DIRECTORS AND CHIEF EXECUTIVE

(Continued)

#### b) Interests in options under share option schemes of the Company and its associated corporation (Continued)

ii) Share option scheme of Dah Sing Financial Holdings Limited, the holding company of the Company (Continued)

(9) Remaining life of the DSFH Option Scheme:

The DSFH Option Scheme shall be valid and effective for a period of 10 years commencing from 28 April 2005 and expiring at the close of 27 April 2015.

Pursuant to the DSFH Option Scheme, certain directors of the Company and its major operating subsidiaries were granted options under the DSFH Option Scheme. Details of the movements during the year ended, and the status as at, 31 December 2013 of the DSFH's outstanding share options which have been granted under the DSFH Option Scheme are as follows:

		認股權包含之大新金融股份數目							
		Number of DSFH shares in the options							
承授人	Grantee	於2013年		於2013年		行使價	授予日期	行使期	
		1月1日	2013年內	2013年內	12月31日			由	至
		Held at	Granted	Lapsed	Held at	Exercise	Grant date	From	To
		1/1/2013	during 2013	during 2013	31/12/2013	price	(日/月/年)	(日/月/年)	(日/月/年)
						港元	(D/M/Y)	(D/M/Y)	(D/M/Y)
董事	Director								
王祖興	Harold Tsu-Hing Wong	104,475	-	104,475	-	59.28 <sup>(1)</sup>	28/9/2007	28/9/2008	28/9/2013
		250,000	-	-	250,000	40.00	12/12/2011	12/12/2012	12/12/2017
		150,000	-	-	150,000	33.25	21/12/2012	21/12/2013	21/12/2018
其他僱員總額 <sup>(2)</sup>	Aggregate of other employee <sup>(2)</sup>	104,475	-	104,475	-	59.28 <sup>(1)</sup>	28/9/2007	28/9/2008	28/9/2013
其他 <sup>(3)</sup>	Others <sup>(3)</sup>	500,000	-	-	500,000	40.00	12/12/2011	12/12/2012	12/12/2017
		250,000	-	-	250,000	33.25	21/12/2012	21/12/2013	21/12/2018

董事及行政總裁權益(續)

乙) 在本公司及相聯公司所持認股權計劃下之認股權權益(續)

- ii) 本公司之控股公司大新金融集團有限公司之認股權計劃(續)

註：

- (1) 經於2010年12月完成之供股而作出調整。大新金融已於2010年12月16日就相關調整概要作出公佈。
- (2) 認股權乃授予本公司主要營運附屬公司的一名合資格僱員，彼為大新金融及大新銀行有限公司的董事，並為香港僱傭條例下「連續合約」工作的僱員。
- (3) 認股權乃授予若干大新金融或其附屬公司的僱員，彼等為大新金融主要營運附屬公司的董事、高級行政人員或管理人員，並為香港僱傭條例下「連續合約」工作的僱員。
- (4) 所有根據大新金融認股權計劃下授予各承授人之認股權於授出日起計第1個至第5個週年分5批平均歸屬並可予以行使。
- (5) 截至2013年12月31日止年度內，在大新金融認股權計劃下，並無認股權予以行使或取消。
- (6) 認股權價值之釐定詳情載於財務報表附註51。

所有上述權益皆屬好倉。於2013年12月31日，本公司依據「證券及期貨條例」而設置之董事及行政總裁權益及淡倉登記冊內並無董事持有淡倉的紀錄。

除上文所披露者外，於2013年12月31日，本公司董事或行政總裁及其各自之聯繫人士概無於本公司或其任何相聯法團(定義見《證券及期貨條例》第XV部)之股份、相關股份及債券中擁有已在本公司按《證券及期貨條例》第352條規定備存之登記冊中記錄，或根據該等守則已知會本公司及香港交易所之任何權益或淡倉。

INTERESTS OF DIRECTORS AND CHIEF EXECUTIVE  
(Continued)

b) Interests in options under share option schemes of the Company and its associated corporation (Continued)

- ii) Share option scheme of Dah Sing Financial Holdings Limited, the holding company of the Company (Continued)

Notes:

- (1) Adjusted as a result of the rights issue completed in December 2010. The key summary of related adjustments had been announced by DSFH on 16 December 2010.
- (2) Share options were granted to an eligible employee of the Company's major operating subsidiaries, who is a director of DSFH and Dah Sing Bank, Limited, and is working under employment contract that is regarded as "continuous contracts" for the purpose of the Employment Ordinance of Hong Kong.
- (3) Share options were granted to certain employees of DSFH or its subsidiaries, who are directors, senior executives or officers of the major operating subsidiaries of DSFH and are working under employment contracts that are regarded as "continuous contracts" for the purposes of the Employment Ordinance of Hong Kong.
- (4) All the existing share options under the DSFH Option Scheme shall be exercisable upon vesting in five equal tranches between the first and fifth anniversaries from the date of grant.
- (5) No share options under the DSFH Option Scheme were exercised or cancelled during the year ended 31 December 2013.
- (6) Details of the computation of the value of options are shown in Note 51 to the financial statements.

All the interests stated above represent long position. As at 31 December 2013, none of the Directors of the Company held any short positions as defined under the SFO which are required to be recorded in the register of directors' and chief executives' interests and short positions.

Save as disclosed above, as at 31 December 2013, none of the Directors or Chief Executive of the Company and their respective associates had any interests or short positions in the shares, underlying shares and debentures of the Company or any of its associated corporations (within the meaning of Part XV of the SFO) as recorded in the register required to be kept by the Company pursuant to section 352 of the SFO, or as otherwise notified to the Company and the SEHK pursuant to the Model Code.

# 董事會報告書

## REPORT OF THE DIRECTORS

### 董事及行政總裁權益(續)

本年度內或年結時，本公司、其附屬公司或其控股公司概無簽訂任何有關本公司之業務而本公司董事直接或間接得到重大權益之重要合約。

### 主要股東權益

於2013年12月31日，以下人士(本公司董事及行政總裁之權益已於上文披露除外)於本公司股份及相關股份中，持有本公司根據《證券及期貨條例》第XV部第336條規定存置的股東權益登記冊予以記錄或據本公司知悉的權益或淡倉。

### INTERESTS OF DIRECTORS AND CHIEF EXECUTIVE (Continued)

No contracts of significance in relation to the Company's business to which the Company, its subsidiaries or its holding company was a party and in which a Director of the Company had a material interest, whether directly or indirectly, subsisted at the end of the year or at any time during the year.

### SUBSTANTIAL SHAREHOLDERS' INTERESTS

As of 31 December 2013, the following are the persons, other than the Directors and Chief Executive of the Company whose interests are disclosed above, who had interests or short positions in the shares and underlying shares of the Company as recorded in the register of shareholders' interests required to be kept by the Company pursuant to section 336 of Part XV of the SFO or otherwise known to the Company.

股東 Shareholder	身份 Capacity	股份數目 Number of shares held	股權對本公司已 發行股本之百分比 <sup>(3)</sup> Percentage of interests in the issued share capital <sup>(3)</sup>
王嚴君琴 Christine Yen Wong	因其配偶擁有須予披露權益 而被視作持有權益 Deemed interest by virtue of her spouse having a notifiable interest	933,595,496 <sup>(1)</sup>	74.61
大新金融集團有限公司 Dah Sing Financial Holdings Limited	實質權益 Beneficial interest	933,447,896	74.59
匯豐國際信託有限公司 HSBC International Trustee Limited	信託人及法團權益 Trustee and corporate interest	933,447,896 <sup>(2)</sup>	74.59
Aberdeen Asset Management Plc 及 受賬戶委託之聯繫機構 Aberdeen Asset Management Plc and its associates on behalf of accounts under mandates	投資經理 Investment manager	99,986,423	7.99

### 主要股東權益(續)

註：

- (1) 此等股份屬王嚴君琴被視作持有之權益，皆因其配偶王守業乃大新金融之主要股東持有本公司相關股本的控股法團權益及王守業透過其控股法團持有本公司權益。王嚴君琴因此須就其被視作持有之權益而作出披露。此等權益與王守業於上述「董事及行政總裁權益」披露中所載持有本公司權益相同。
- (2) 此等股份屬由匯豐國際信託有限公司(「匯豐信託」)作為就王守業及其家屬利益而成立之全權信託受託人身份間接以大新金融在本公司之法團權益而持有。匯豐信託須就由其操控公司持有本公司相關股份而作出披露。相關股份已於上述「董事及行政總裁權益」有關王守業的「法團權益」一項中披露。
- (3) 每位記名股東所持有之權益百分比乃根據本公司於2013年12月31日之已發行股份總數計算。

所有上述權益皆屬好倉。於2013年12月31日，本公司之股東權益及淡倉登記冊內並無淡倉紀錄。

### 購買、出售或贖回股份

截至2013年12月31日止年度，本公司及其任何附屬公司並無購買、出售或贖回任何本公司之上市證券。

### 管理合約

截至2013年12月31日止年度，本公司並無就全盤或其中重大部份業務簽訂或存有任何管理及行政合約。

### 可供派發儲備

按照香港公司條例第79B條計算，本公司於2013年12月31日之可供派發儲備為2,144,000港元(2012年：35,822,000港元)。

### SUBSTANTIAL SHAREHOLDERS' INTERESTS (Continued)

Notes:

- (1) Such shares represented the deemed share interest of Christine Yen Wong by virtue of her spouse, David Shou-Yeh Wong being a substantial shareholder of DSFH which held a controlling corporate interest in the relevant share capital of the Company and interest in the Company held through a company in which David Shou-Yeh Wong has a controlling interest. Christine Yen Wong is taken to have a duty of disclosure in respect of the deemed interest in the Company. These interests comprise the same interest of David Shou-Yeh Wong under the heading of "Interests of Directors and Chief Executive" above.
- (2) Such shares represent DSFH's corporate interest in the Company indirectly held by HSBC International Trustee Limited ("HSBCIT") in trust for a discretionary trust established for the benefit of David Shou-Yeh Wong and his family members. HSBCIT is taken to have a duty of disclosure in relation to the relevant shares of the Company held through its controlled companies. Related shares have been included in the "Corporate interests" of David Shou-Yeh Wong as disclosed under the heading of "Interests of Directors and Chief Executive" above.
- (3) Percentage of interests held by each named shareholder was calculated with reference to the total number of shares of the Company in issue as at 31 December 2013 being the record date.

All the interests stated above represent long positions. As at 31 December 2013, no short positions were recorded in the register of shareholders' interests in shares and short positions maintained by the Company.

### PURCHASE, SALE OR REDEMPTION OF SECURITIES

There was no purchase, sale or redemption by the Company, or any of its subsidiaries, of the listed securities of the Company during the year ended 31 December 2013.

### MANAGEMENT CONTRACTS

No contracts concerning the management and administration of the whole or any substantial part of the business of the Company were entered into or existed during the year ended 31 December 2013.

### DISTRIBUTABLE RESERVES

Distributable reserves of the Company at 31 December 2013, calculated under section 79B of the Hong Kong Companies Ordinance, amounted to HK\$2,144,000 (2012: HK\$35,822,000).

# 董事會報告書

## REPORT OF THE DIRECTORS

### 關連交易

截至2013年12月31日止年度期間，本集團與其關連人士之交易詳情，已載於財務報表附註50。

### 五年財務數據

本集團過去五年之公佈業績、資產及負債已載列於本年報之「財政概要」內。

### 主要客戶

截至2013年12月31日止年度期間，少於百分之三十之利息收入及其他營運收入源自本集團最主要之首五名客戶。

### 充足公眾持股量

就本公司所得之公開資料及本公司各董事所知，本公司已維持根據上市規則所規定之公眾持股量。

### 《香港聯合交易所有限公司證券上市規則》之遵行

隨附之財務報表已遵照《香港聯合交易所有限公司證券上市規則》之適用披露規定。

### 核數師

本財務報表已經羅兵咸永道會計師事務所審核，該核數師任滿告退，但表示願應聘連任。在應屆之股東週年大會中，將提呈動議再度聘請羅兵咸永道會計師事務所為本公司核數師的議案。本公司在過去三年內並無更換本公司核數師。

承董事會命  
王守業  
主席

香港，2014年3月26日

### CONNECTED TRANSACTIONS

Details of transactions with related parties of the Group for the year ended 31 December 2013 have been set out in Note 50 to the financial statements.

### FIVE-YEAR FINANCIAL INFORMATION

The published results and the assets and liabilities of the Group for the last five years are included in the section of the annual report under “Financial Summary”.

### MAJOR CUSTOMERS

During the year ended 31 December 2013, the Group derived less than 30% of interest income and other operating income from its five largest customers.

### SUFFICIENCY OF PUBLIC FLOAT

The Company has maintained the prescribed public float under the Listing Rules, based on the information that is publicly available to the Company and within the knowledge of the Directors of the Company.

### COMPLIANCE WITH THE RULES GOVERNING THE LISTING OF SECURITIES ON THE STOCK EXCHANGE OF HONG KONG LIMITED

The accompanying financial statements comply with the applicable disclosure provisions of the Rules Governing the Listing of Securities on The Stock Exchange of Hong Kong Limited.

### AUDITOR

The financial statements have been audited by PricewaterhouseCoopers who retire and, being eligible, offer themselves for re-appointment. A resolution for the re-appointment of PricewaterhouseCoopers as auditor of the Company is to be proposed at the forthcoming annual general meeting. The Company has not changed its auditor in the preceding three years.

On behalf of the Board  
David Shou-Yeh Wong  
Chairman

Hong Kong, 26 March 2014

## CONSOLIDATED INCOME STATEMENT

截至2013年12月31日止年度  
(以港幣千元位列示)

For the year ended 31 December 2013  
(Expressed in thousands of Hong Kong dollars)

		附註 Note	2013	經重列 Restated 2012
利息收入	Interest income		4,363,209	3,871,798
利息支出	Interest expense		(1,565,713)	(1,667,405)
<b>淨利息收入</b>	<b>Net interest income</b>	6	<b>2,797,496</b>	<b>2,204,393</b>
服務費及佣金收入	Fee and commission income		935,902	741,781
服務費及佣金支出	Fee and commission expense		(233,989)	(211,149)
<b>淨服務費及佣金收入</b>	<b>Net fee and commission income</b>	7	<b>701,913</b>	<b>530,632</b>
淨買賣收入	Net trading income	8	260,077	178,043
其他營運收入	Other operating income	9	57,688	47,602
<b>營運收入</b>	<b>Operating income</b>		<b>3,817,174</b>	<b>2,960,670</b>
營運支出	Operating expenses	10	(1,975,568)	(1,760,979)
<b>扣除減值虧損前之營運溢利</b>	<b>Operating profit before impairment losses</b>		<b>1,841,606</b>	<b>1,199,691</b>
貸款減值虧損及其他信貸撥備	Loan impairment losses and other credit provisions	13	(309,806)	(143,681)
<b>扣除減值虧損後之營運溢利</b>	<b>Operating profit after impairment losses</b>		<b>1,531,800</b>	<b>1,056,010</b>
出售行產及其他固定資產 及行產重估之淨(虧損)/收益	Net (loss)/gain on disposal and revaluation of premises and other fixed assets	14	(2,715)	2,600
投資物業公平值調整之 淨收益	Net gain on fair value adjustment of investment properties	15	34,785	140,572
出售證券投資之淨虧損	Net loss on disposal of investments in securities	16	(100,341)	(64,127)
視同出售聯營公司投資之虧損	Loss on deemed disposal of investment in an associate	17	(56,971)	-
應佔聯營公司之業績	Share of results of an associate		578,556	490,806
應佔共同控制實體之業績	Share of results of jointly controlled entities		17,311	13,385
<b>除稅前溢利</b>	<b>Profit before taxation</b>		<b>2,002,425</b>	<b>1,639,246</b>
稅項	Taxation	18	(245,987)	(158,831)
<b>年度溢利</b>	<b>Profit for the year</b>		<b>1,756,438</b>	<b>1,480,415</b>
分配如下：	Attributable to:			
沒控制權股東	Non-controlling interests		(32)	(24)
本公司股東	Shareholders of the Company	19	1,756,470	1,480,439
<b>年度溢利</b>	<b>Profit for the year</b>		<b>1,756,438</b>	<b>1,480,415</b>
<b>股息</b>	<b>Dividends</b>			
已派中期股息	Interim dividend paid	20	112,623	100,110
擬派末期股息	Proposed final dividend	20	300,329	287,815
			<b>412,952</b>	<b>387,925</b>
<b>每股盈利</b>	<b>Earnings per share</b>			
基本	Basic	21	HK\$1.40	HK\$1.20
攤薄	Diluted	21	HK\$1.40	HK\$1.20

第76頁至第251頁之附註乃本綜合財務報表之一部分。

The notes on pages 76 to 251 are an integral part of these consolidated financial statements.

# 綜合全面收益表

## CONSOLIDATED STATEMENT OF COMPREHENSIVE INCOME

截至2013年12月31日止年度  
(以港幣千元位列示)

For the year ended 31 December 2013  
(Expressed in thousands of Hong Kong dollars)

經重列  
Restated  
2012

		2013	Restated 2012
年度溢利	Profit for the year	1,756,438	1,480,415
年度其他全面收益	Other comprehensive income for the year		
不會重新分類至綜合收益賬的項目：	Items that will not be reclassified to the consolidated income statement:		
行產	Premises		
源自重新分類行產為投資物業之儲備	Reserve arising from reclassification of premises to investment properties	122,248	134
其後可能會重新分類至綜合收益賬的項目：	Items that may be reclassified subsequently to the consolidated income statement:		
證券投資	Investments in securities		
確認於權益之可供出售證券公平值收益	Fair value gains on available-for-sale securities recognised in equity	50,413	815,998
重新分類若干包括在貸款及應收款項類別下之證券投資至可供出售類別時確認於權益之公平值收益	Fair value gains recognised in equity upon reclassification of certain investments in securities included in the loans and receivables category to the available-for-sale category	-	54,621
公平值(收益)/虧損變現及轉移至收益賬：	Fair value (gain)/loss realised and transferred to income statement upon:		
—出售可供出售證券	– Disposal of available-for-sale securities	(107,287)	(75,738)
—出售於往時從可供出售類別中重新分類至持至到期證券及包括在貸款及應收款項類別之證券投資	– Disposal of held-to-maturity securities and investments in securities included in the loans and receivables category which were previously reclassified from the available-for-sale category	135,647	87,025
—於往時從可供出售類別中重新分類至包括在貸款及應收款項類別的證券投資之減值	– Impairment of investments in securities included in the loans and receivables category which were previously reclassified from the available-for-sale category	-	3,723
投資重估儲備變動而回撥之遞延稅項資產	Deferred income tax assets released on movements in investment revaluation reserve	(20,539)	(149,529)
		58,234	736,100
換算海外機構財務報表的匯兌差異	Exchange differences arising on translation of the financial statements of foreign entities	105,918	28,040
扣除稅項後之年度其他全面收益	Other comprehensive income for the year, net of tax	286,400	764,274
扣除稅項後之年度全面收益總額	Total comprehensive income for the year, net of tax	2,042,838	2,244,689
分配如下：	Attributable to:		
沒控制權股東	Non-controlling interests	(32)	(24)
本公司股東	Shareholders of the Company	2,042,870	2,244,713
扣除稅項後之年度全面收益總額	Total comprehensive income for the year, net of tax	2,042,838	2,244,689

第76頁至第251頁之附註乃本綜合財務報表之一部分。

The notes on pages 76 to 251 are an integral part of these consolidated financial statements.

## CONSOLIDATED STATEMENT OF FINANCIAL POSITION

2013年12月31日  
(以港幣千元位列示)As at 31 December 2013  
(Expressed in thousands of Hong Kong dollars)

		附註 Note	2013	經重列 Restated 2012
<b>資產</b>	<b>ASSETS</b>			
現金及在銀行的結餘	Cash and balances with banks	22	8,270,886	13,473,250
在銀行1至12個月內到期的存款	Placements with banks maturing between one and twelve months	23	4,101,293	3,990,627
持作買賣用途的證券	Trading securities	24	6,335,788	5,797,742
指定以公平值計量且其變動計入損益的金融資產	Financial assets designated at fair value through profit or loss	24	56,081	23,525
衍生金融工具	Derivative financial instruments	25	687,069	643,246
各項貸款及其他賬目	Advances and other accounts	26	108,198,395	97,309,097
可供出售證券	Available-for-sale securities	28	27,128,417	21,920,524
持至到期證券	Held-to-maturity securities	29	5,669,289	7,047,540
聯營公司投資	Investment in an associate	31	3,304,993	2,437,031
共同控制實體投資	Investments in jointly controlled entities	32	59,657	54,246
商譽	Goodwill	34	811,690	811,690
無形資產	Intangible assets	34	65,242	69,320
行產及其他固定資產	Premises and other fixed assets	35	1,861,452	1,475,081
投資物業	Investment properties	36	653,921	772,513
即期稅項資產	Current income tax assets		-	51
遞延稅項資產	Deferred income tax assets	43	22,975	13,881
<b>資產合計</b>	<b>Total assets</b>		<b>167,227,148</b>	<b>155,839,364</b>
<b>負債</b>	<b>LIABILITIES</b>			
銀行存款	Deposits from banks		1,995,297	2,645,620
衍生金融工具	Derivative financial instruments	25	1,117,256	1,498,692
持作買賣用途的負債	Trading liabilities	38	3,362,473	2,278,044
客戶存款	Deposits from customers	39	129,843,151	117,936,402
已發行的存款證	Certificates of deposit issued	40	6,132,561	5,752,462
已發行的債務證券	Issued debt securities	41	775,385	2,712,907
後償債務	Subordinated notes	42	3,762,471	3,979,470
其他賬目及預提	Other accounts and accruals		2,928,230	3,499,086
即期稅項負債	Current income tax liabilities		210,451	111,840
遞延稅項負債	Deferred income tax liabilities	43	34,304	5,913
<b>負債合計</b>	<b>Total liabilities</b>		<b>150,161,579</b>	<b>140,420,436</b>
<b>權益</b>	<b>EQUITY</b>			
沒控制權股東	Non-controlling interests		15,448	15,480
<b>本公司股東應佔權益</b>	<b>Equity attributable to the Company's shareholders</b>			
股本	Share capital	46	1,251,371	1,251,371
儲備	Reserves	47	15,498,421	13,864,262
擬派末期股息	Proposed final dividend	47	300,329	287,815
<b>股東資金</b>	<b>Shareholders' funds</b>		<b>17,050,121</b>	<b>15,403,448</b>
<b>權益合計</b>	<b>Total equity</b>		<b>17,065,569</b>	<b>15,418,928</b>
<b>權益及負債合計</b>	<b>Total equity and liabilities</b>		<b>167,227,148</b>	<b>155,839,364</b>

董事會於2014年3月26日批准及授權發佈。

Approved and authorised for issue by the Board of Directors on 26 March 2014.

王守業  
董事王祖興  
董事總經理David Shou-Yeh Wong  
DirectorHarold Tsu-Hing Wong  
Managing Director

第76頁至第251頁之附註乃本綜合財務報表之一部分。

The notes on pages 76 to 251 are an integral part of these consolidated financial statements.

# 財務狀況表

## STATEMENT OF FINANCIAL POSITION

2013年12月31日  
(以港幣千元位列示)

As at 31 December 2013  
(Expressed in thousands of Hong Kong dollars)

		附註 Note	2013	2012
附屬公司投資	Investments in subsidiaries	33	5,854,653	5,850,412
流動資產	Current assets			
銀行結餘	Bank balances	22	46,773	114,362
應收賬及其他賬目	Accounts receivable and other accounts		449	449
應收附屬公司款項	Amounts due from subsidiaries	33	180,207	146,114
			227,429	260,925
流動負債	Current liabilities			
預提費用及其他賬目	Accrued expenses and other accounts		2,641	2,459
應付附屬公司款項	Amounts due to subsidiaries	33	416,863	416,863
			419,504	419,322
淨流動負債	Net current liabilities		(192,075)	(158,397)
<b>權益</b>	<b>EQUITY</b>			
股本	Share capital	46	1,251,371	1,251,371
儲備	Reserves	47	4,110,878	4,152,829
擬派末期股息	Proposed final dividend	47	300,329	287,815
<b>權益合計</b>	<b>Total equity</b>		<b>5,662,578</b>	<b>5,692,015</b>

董事會於2014年3月26日批准及授權發佈。

Approved and authorised for issue by the Board of Directors on 26 March 2014.

王守業  
董事

王祖興  
董事總經理

David Shou-Yeh Wong  
Director

Harold Tsu-Hing Wong  
Managing Director

第76頁至第251頁之附註乃本綜合財務報表之一部分。

The notes on pages 76 to 251 are an integral part of these consolidated financial statements.

## CONSOLIDATED STATEMENT OF CHANGES IN EQUITY

截至2013年12月31日止年度  
(以港幣千元位列示)

For the year ended 31 December 2013  
(Expressed in thousands of Hong Kong dollars)

		本公司股東應佔權益 Attributable to the shareholders of the Company				沒控制權 股東	權益合計	
		股本 Share capital	股份溢價 Share premium	其他儲備 Other reserves	保留盈利 Retained earnings	Non- controlling interests	Total equity	
2013年1月1日結餘， 如前呈報	Balance at 1 January 2013, as previously reported	1,251,371	4,404,692	3,285,899	8,954,907	15,480	17,912,349	
會計政策之改變 —以成本法為基礎 重列行產	Change in accounting policy — Restatement of premises on cost basis	—	—	(2,539,353)	45,932	—	(2,493,421)	
2013年1月1日結餘， 經重列	Balance at 1 January 2013, as restated	1,251,371	4,404,692	746,546	9,000,839	15,480	15,418,928	
年度全面收益總額	Total comprehensive income for the year	—	—	286,400	1,756,470	(32)	2,042,838	
以股權支付以股份作為 基礎報酬之撥備	Provision for equity-settled share-based compensation	—	—	4,241	—	—	4,241	
2012年末期股息	2012 final dividend	—	—	—	(287,815)	—	(287,815)	
2013年中期股息	2013 interim dividend	—	—	—	(112,623)	—	(112,623)	
2013年12月31日結餘	Balance at 31 December 2013	1,251,371	4,404,692	1,037,187	10,356,871	15,448	17,065,569	
							截至12月31日止年度 Year ended 31 December 2013	2012
包括於保留盈利內 之擬派末期股息	Proposed final dividend included in retained earnings				300,329		287,815	

# 綜合權益變動表

## CONSOLIDATED STATEMENT OF CHANGES IN EQUITY

截至2013年12月31日止年度(續)  
(以港幣千元位列示)

For the year ended 31 December 2013 (Continued)  
(Expressed in thousands of Hong Kong dollars)

		本公司股東應佔權益 Attributable to the shareholders of the Company				沒控制權 股東	權益合計
		股本 Share capital	股份溢價 Share premium	其他儲備 Other reserves	保留盈利 Retained earnings	Non- controlling interests	Total equity
2012年1月1日結餘， 如前呈報	Balance at 1 January 2012, as previously reported	1,222,935	4,241,183	1,714,646	7,824,038	15,504	15,018,306
會計政策之改變 —以成本法為基礎 重列行產	Change in accounting policy – Restatement of premises on cost basis	–	–	(1,732,504)	41,059	–	(1,691,445)
2012年1月1日結餘， 經重列	Balance at 1 January 2012, as restated	1,222,935	4,241,183	(17,858)	7,865,097	15,504	13,326,861
年度全面收益總額	Total comprehensive income for the year	–	–	764,274	1,480,439	(24)	2,244,689
以股權支付以股份作為 基礎報酬之撥備	Provision for equity-settled share-based compensation	–	–	130	–	–	130
按以股代息計劃所發行 之普通股股份	Issue of ordinary shares pursuant to scrip dividend arrangement	28,436	163,509	–	–	–	191,945
2011年末期股息	2011 final dividend	–	–	–	(244,587)	–	(244,587)
2012年中期股息	2012 interim dividend	–	–	–	(100,110)	–	(100,110)
2012年12月31日結餘	Balance at 31 December 2012	1,251,371	4,404,692	746,546	9,000,839	15,480	15,418,928

第76頁至第251頁之附註乃本綜合財務報表之一部分。

The notes on pages 76 to 251 are an integral part of these consolidated financial statements.

## CONSOLIDATED STATEMENT OF CASH FLOWS

截至2013年12月31日止年度  
(以港幣千元位列示)

For the year ended 31 December 2013  
(Expressed in thousands of Hong Kong dollars)

		附註 Note	2013	經重列 Restated 2012
<b>經營活動之現金流量</b>	<b>Cash flows from operating activities</b>			
經營活動所用現金淨額	Net cash used in operating activities	48(a)	(4,883,099)	(311,738)
<b>投資活動之現金流量</b>	<b>Cash flows from investing activities</b>			
額外投資於聯營公司	Additional investment in associate company		(330,000)	–
購置行產、投資物業及 其他固定資產	Purchase of premises, investment properties and other fixed assets		(229,636)	(189,258)
出售行產、投資物業 及其他固定資產所得款項	Proceeds from disposal of premises, investment properties and other fixed assets		2,897	8,265
投資活動所用現金淨額	Net cash used in investing activities		(556,739)	(180,993)
<b>融資活動之現金流量</b>	<b>Cash flows from financing activities</b>			
發行存款證	Certificates of deposit issued		6,188,416	4,696,129
贖回存款證	Certificates of deposit redeemed		(5,381,332)	(2,299,037)
發行後償債務	Issue of subordinated notes		–	1,403,052
贖回債務證券	Debt securities redeemed		(1,938,463)	–
償還後償債務	Repayment of subordinated notes		–	(1,163,535)
支付已發行後償債務及債務 證券之利息	Interest paid on subordinated notes and debt securities issued		(258,211)	(292,715)
派發普通股股息	Dividends paid on ordinary shares		(400,438)	(152,752)
融資活動(所用)/流入現金淨額	Net cash (used in)/from financing activities		(1,790,028)	2,191,142
<b>現金及等同現金項目(減少)/ 增加淨額</b>	<b>Net (decrease)/increase in cash and cash equivalents</b>		<b>(7,229,866)</b>	<b>1,698,411</b>
年初現金及等同現金項目	Cash and cash equivalents at beginning of the year		16,502,405	14,776,871
匯率變更之影響	Effect of foreign exchange rate changes		33,459	27,123
年末現金及等同現金項目	Cash and cash equivalents at end of the year	48(b)	9,305,998	16,502,405

第76頁至第251頁之附註乃本綜合財務報表之一部分。

The notes on pages 76 to 251 are an integral part of these consolidated financial statements.

### 1. 一般資料

大新銀行集團有限公司(「本公司」)與其附屬公司(統稱「本集團」)在香港、澳門及中國提供銀行、金融及其他相關服務。

本公司乃一間在香港註冊的投資控股公司，註冊地址為香港灣仔告士打道108號大新金融中心36樓。

本公司之控股公司大新金融集團有限公司為香港一間上市公司。

除另有註明外，此綜合財務報表概以港幣千元位列示，並已於2014年3月26日獲董事會批准發表。

### 2. 主要會計政策概要

以下為編製本財務報表所採納之主要會計政策，除另有註明外，與過往財政年度所採納者一致。

#### 2.1 編製基準

本集團之綜合財務報表按照香港會計師公會(「香港會計師公會」)所頒佈之香港財務報告準則(「香港財務報告準則」，為包括所有個別適用的香港財務報告準則、香港會計準則(「會計準則」)以及其詮釋之統稱)，香港普遍採納之會計原則及香港公司條例而編製。

此綜合財務報表乃根據歷史成本常規法編製，並就物業(包括投資物業)、可供出售之金融資產、以公平值對沖之貸款及應收款項、持作買賣用途之金融資產及金融負債和指定以公平值計量且其變動計入損益的金融資產及金融負債(包括衍生工具)之重估作出調整，並按公平值列賬。

### 1. GENERAL INFORMATION

Dah Sing Banking Group Limited (the “Company”) and its subsidiaries (together the “Group”) provide banking, financial and other related services in Hong Kong, Macau, and the People’s Republic of China.

The Company is an investment holding company incorporated in Hong Kong. The address of its registered office is 36th Floor, Dah Sing Financial Centre, 108 Gloucester Road, Wanchai, Hong Kong.

The holding company is Dah Sing Financial Holdings Limited, a listed company in Hong Kong.

These consolidated financial statements are presented in thousands of Hong Kong dollars (HK\$’000), unless otherwise stated. These consolidated financial statements have been approved for issue by the Board of Directors on 26 March 2014.

### 2. SUMMARY OF SIGNIFICANT ACCOUNTING POLICIES

The principal accounting policies applied in the preparation of these consolidated financial statements are set out below. These policies have been consistently applied to all the reporting years presented, unless otherwise stated.

#### 2.1 Basis of preparation

The consolidated financial statements of the Group have been prepared in accordance with Hong Kong Financial Reporting Standards (“HKFRSs” is a collective term which includes all applicable individual Hong Kong Financial Reporting Standards, Hong Kong Accounting Standards (“HKASs”) and Interpretations) issued by the Hong Kong Institute of Certified Public Accountants (“HKICPA”), accounting principles generally accepted in Hong Kong and the requirements of the Hong Kong Companies Ordinance.

These consolidated financial statements have been prepared under the historical cost convention, as modified by the revaluation of properties (including investment properties), available-for-sale financial assets, fair value-hedged loans and receivables, financial assets and financial liabilities held for trading, and financial assets and financial liabilities (including derivative instruments) designated at fair value through profit or loss, which are carried at fair value.

(以港幣千元位列示)

(Expressed in thousands of Hong Kong dollars)

**2. 主要會計政策概要(續)****2. SUMMARY OF SIGNIFICANT ACCOUNTING POLICIES (Continued)****2.1 編製基準(續)****2.1 Basis of preparation (Continued)**

編製符合香港財務報告準則之財務報表須使用若干重要之會計估計，亦須管理層在應用本集團會計政策之過程中作出判斷。採用之假設事項之任何變動可能對在變動期間之財務報表造成重大影響。管理層相信有關的假設事項屬恰當及本集團之財務報表公平地呈列其財務狀況及業績。對涉及高度判斷力或較複雜之範疇，或對綜合財務報表影響重大之假設及估計，乃於附註4中披露。

The preparation of financial statements in conformity with HKFRSs requires the use of certain critical accounting estimates. It also requires management to exercise its judgement in the process of applying the Group's accounting policies. Changes in assumptions may have a significant impact on the financial statements in the period the assumptions changed. Management believes that the underlying assumptions are appropriate and that the Group's financial statements therefore present the financial position and results fairly. The areas involving a higher degree of judgement or complexity, or areas where assumptions and estimates are significant to the consolidated financial statements are disclosed in Note 4.

*(甲) 本集團更改會計政策之決定**(a) Change in accounting policy elected by the Group*

年內，本集團更改行產相關之會計政策。於往年，租賃物業中所包含之土地及建築物由於缺乏可靠之估量分割土地及建築物兩者各自的賬面值，因而整項作融資租賃處理及按公平值減累計折舊列示。

During the year, the Group has elected to change its accounting policy in respect of premises. In the past, leasehold properties comprising land and buildings held on which a reliable estimate was not available on the split of the carrying value attributable to each of the land and building elements were accounted for as finance leases and shown at fair value less subsequent depreciation.

考慮到市場發展及參考香港銀行同業採納之有關政策，本集團決定由2013年1月1日起將其行產由重估基準改為歷史成本基準作會計處理。本集團並已追溯應用此會計政策之變更。

In view of market developments, and a review of the relevant accounting policy adopted by peer banks in Hong Kong, the Group has decided to change from revaluation to historical cost based accounting for its premises with effect from 1 January 2013. The Group has also applied this change in accounting policy retrospectively.

於評估該會計政策之變更時，本集團已考慮香港會計準則第8號《會計政策、會計估計及錯誤之變動》列載之規定。除了其他規定外，香港會計準則第8號明定，機構如確定有必要更改一個非因香港會計師公會頒佈且須強制實施之新準則或現有會計準則之修訂而須作出之會計政策變更，該機構必須證明此變更將能促使財務報表就有關項目，其他事項或情況對機構之財務狀況，財務表現或現金流的影響，提供可靠及更多相關資料。經充分考慮有關情況和因素後，本集團確信該會計政策之變更乃合理，並符合香港會計準則第8號。

In assessing this change in accounting policy, the Group has considered the requirements set out in HKAS 8 "Accounting Policies, Changes in Accounting Estimates and Errors". HKAS 8 specifies that, amongst other things, for an entity to justify a change in accounting policy that is not mandatorily required by a new accounting standard or amendment to an existing accounting standard issued by the HKICPA, the entity must demonstrate that the change will result in the financial statements providing reliable and more relevant information about the effects of transactions, other events or conditions on the entity's financial position, financial performance or cash flows. The Group is satisfied that this change in accounting policy is justified by the relevant circumstances and therefore complies with HKAS 8.

2. 主要會計政策概要(續)

2. SUMMARY OF SIGNIFICANT ACCOUNTING POLICIES (Continued)

2.1 編製基準(續)

2.1 Basis of preparation (Continued)

(甲) 本集團更改會計政策之決定(續)

(a) Change in accounting policy elected by the Group (Continued)

此變更對綜合財務狀況表及綜合收益賬內有關項目之影響如下列示：

The effect of the change on the relevant items in the consolidated statement of financial position and the consolidated income statement is shown below:

		如前呈報 As previously reported	經重列 As restated	變動 Change
綜合財務狀況表	Consolidated statement of financial position			
2013年1月1日	As at 1 January 2013			
行產	Premises	3,916,895	1,163,736	(2,753,159)
行產重估儲備	Premises revaluation reserve	2,619,372	80,019	(2,539,353)
2013年1月1日	Retained earnings as at			
之保留盈利	1 January 2013	8,954,907	9,000,839	45,932
遞延稅項資產	Deferred income tax assets	7,259	13,881	6,622
遞延稅項負債	Deferred income tax liabilities	259,028	5,913	(253,115)
2012年1月1日	As at 1 January 2012			
行產	Premises	2,924,758	1,034,092	(1,890,666)
行產重估儲備	Premises revaluation reserve	1,812,389	79,885	(1,732,504)
2012年1月1日	Retained earnings as at			
之保留盈利	1 January 2012	7,824,038	7,865,097	41,059
遞延稅項資產	Deferred income tax assets	50,069	183,730	133,661
遞延稅項負債	Deferred income tax liabilities	73,153	7,595	(65,558)
綜合收益賬	Consolidated income statement			
截至2012年12月	For the year ended 31 December 2012			
31日止年度				
折舊	Depreciation	174,426	102,041	(72,385)
稅項	Taxation	154,677	158,831	4,154

就本集團於2013年12月31日之財務狀況及截至2013年12月31日止年度之業績而言，該會計政策變更之影響為減少折舊支出97,148,000港元及增加遞延稅項支出8,321,000港元。

In respect of the Group's financial position as at, and results for the year ended, 31 December 2013, the impact from this change in accounting policy is a reduction of depreciation charge by HK\$97,148,000 and an increase in deferred tax charge of HK\$8,321,000.

(以港幣千元位列示)

(Expressed in thousands of Hong Kong dollars)

**2. 主要會計政策概要(續)****2. SUMMARY OF SIGNIFICANT ACCOUNTING POLICIES (Continued)****2.1 編製基準(續)****2.1 Basis of preparation (Continued)***(乙) 本集團採納之新及經修訂準則**(b) New and amended standards adopted by the Group*

香港會計準則第1號《財務報表呈列》之修訂

Amendments to HKAS 1 “Presentations of Financial Statements”

香港會計準則第1號《財務報表呈列》對有關其他全面收益(「其他全面收益」)作出修訂，規定機構呈列於其他全面收益之項目必須按照項目其後是否有可能重列調整而重新分類至損益賬為基礎分類。該修訂並未提到哪些項目須呈列在其他全面收益。該修訂對本集團並無任何重大影響。

Amendments to HKAS 1, “Presentations of Financial Statements”, regarding other comprehensive income (“OCI”), require entities to aggregate items presented in OCI on the basis of whether they are potentially reclassifiable to profit or loss subsequently (reclassification adjustments). The amendments do not address which items are presented in OCI. The amendments do not have any material impact on the Group.

香港財務報告準則第7號《披露－金融資產及金融負債的對銷》之修訂

Amendments to HKFRS 7 “Disclosures – Offsetting Financial Assets and Financial Liabilities”

香港財務報告準則第7號《披露－金融資產及金融負債的對銷》之修訂於2011年12月頒佈，規定機構須就金融資產及金融負債的對銷及有關安排對其財務狀況之影響或潛在影響作出披露。該修訂對本集團之財務報表並無重大影響。

Amendments to HKFRS 7, “Disclosures – Offsetting Financial Assets and Financial Liabilities”, issued in December 2011 requires disclosures about the effect or potential effects of offsetting financial assets and financial liabilities and related arrangements on an entity’s financial position. There is no material impact to the financial statements of the Group as a result of this amendment.

香港財務報告準則第10號《綜合財務報表》

HKFRS 10 “Consolidated financial statements”

香港財務報告準則第10號《綜合財務報表》乃於現有原則下制定，根據控制權概念來確定一間機構是否須包括於其母公司之綜合財務報表內。該準則針對難以評估控制權的情況提供額外的指引。本集團已評定集團內之機構其綜合狀況沒有任何變更。

HKFRS 10, “Consolidated financial statements”, builds on existing principles by identifying the concept of control as the determining factor in whether an entity should be included within the consolidated financial statements of the parent company. The standard provides additional guidance to assist in the determination of control where this is difficult to assess. It has been assessed that there is no change in the consolidation status of entities within the Group.

2. 主要會計政策概要(續)

2. SUMMARY OF SIGNIFICANT ACCOUNTING POLICIES (Continued)

2.1 編製基準(續)

2.1 Basis of preparation (Continued)

(乙) 本集團採納之新及經修訂準則(續)

(b) *New and amended standards adopted by the Group (Continued)*

香港財務報告準則第 11 號《聯合協議》

HKFRS 11 “Joint arrangements”

香港財務報告準則第 11 號《聯合協議》制定聯合協議之各方編製財務報告的原則，且要求在聯合協議每一方就其於有關協議下所涉及的權利及義務作出評估而確定協議之類別。此準則要求共同營運人根據適用於特定資產、負債、收入及支出之相關香港財務報告準則確認及計量其於協議下應佔之資產及負債以及有關之收入及支出。除非有關機構已被豁免應用香港會計準則第 28 號《聯營公司及合資企業投資》之權益會計法，合資方須根據香港會計準則第 28 號之權益會計法確認及報告此投資。因本集團已採納權益會計法處理聯營公司及共同控制實體之投資，該準則對本集團之財務報表並無影響。

HKFRS 11, “Joint arrangements”, establishes principles for financial reporting by parties to a joint arrangement, and requires a party to a joint arrangement to determine the type of joint arrangement in which it is involved by assessing its rights and obligations arising from the arrangement. The standard requires a joint operator to recognise and measure the assets and liabilities (and recognise the related revenues and expenses) in relation to its interest in the arrangement in accordance with relevant HKFRSs applicable to the particular assets, liabilities, revenues and expenses. It requires a joint venturer to recognise an investment and to account for that investment using the equity method in accordance with HKAS 28, “Investments in Associates and Joint Ventures”, unless the entity is exempted from applying the equity method as specified in that standard. There is no impact to the financial statements of the Group as a result of this standard as the Group has adopted equity method of accounting to account for the investments in associate and jointly controlled entities.

香港財務報告準則第 12 號《對其他實體之權益之披露》

HKFRS 12 “Disclosures of interests in other entities”

香港財務報告準則第 12 號《對其他實體之權益之披露》包括對其他實體之各種權益的披露要求，包括聯合協議、聯營公司、特定目的實體及其他資產負債表外之實體。因本集團並無未綜合之結構性實體，該準則對本集團之財務報表並無影響。

HKFRS 12, “Disclosures of interests in other entities”, includes the disclosure requirements for all forms of interests in other entities, including joint arrangements, associates, special purpose vehicles and other off balance sheet vehicles. There is no impact to the financial statements of the Group as the Group has no unconsolidated structured entities.

(以港幣千元位列示)

(Expressed in thousands of Hong Kong dollars)

**2. 主要會計政策概要(續)****2. SUMMARY OF SIGNIFICANT ACCOUNTING POLICIES (Continued)****2.1 編製基準(續)****2.1 Basis of preparation (Continued)**

(乙) 本集團採納之新及經修訂準則(續)

(b) *New and amended standards adopted by the Group (Continued)*

香港財務報告準則第13號《公平值計量》

HKFRS 13 “Fair value measurement”

香港財務報告準則第13號《公平值計量》提供公平值精確的定義，以及對公平值計量須單一來源及披露的要求，旨在改善各個別香港財務報告準則的一致性及其複雜性。此準則要求並未擴大公平值會計之應用，但就於香港財務報告準則內之其他準則已要求或允許應用公平值提供指引。該準則對本集團之財務報表並無重大影響。

HKFRS 13, “Fair value measurement”, aims to improve consistency and reduce complexity by providing a precise definition of fair value and a single source of fair value measurement and disclosure requirements for use across HKFRSs. The requirements do not extend the use of fair value accounting but provide guidance on how it should be applied where its use is already required or permitted by other standards within HKFRSs. There is no material impact to the financial statements of the Group as a result of this standard.

於2013年1月1日開始之財政年度沒有其他新準則及經修訂準則首次生效。

There are no other new standards and amendments to standards effective for the first time for the financial year beginning 1 January 2013.

(丙) 以下為已頒佈但於2013年1月1日開始之財政年度仍未生效之新準則、新詮釋、準則及詮釋之修訂：

(c) *The following new standards, new interpretations and amendments to standards and interpretations have been issued but are not effective for the financial year beginning 1 January 2013:*

香港會計準則第32號《對銷金融資產及負債》之修訂

Amendments to HKAS 32 “Offsetting Financial Assets and Financial Liabilities”

香港會計準則第32號《對銷金融資產及負債》之修訂於2011年12月頒佈，其釐清對銷金融工具之規定及處理現時應用香港會計準則第32號《金融工具 — 呈列》對銷準則時之不協調。該修訂自2014年1月1日或其後開始之年度期間起生效，但亦可提早採納及必須追溯應用。該修訂對本集團之財務報表並無重大影響。

Amendments to HKAS 32, “Offsetting Financial Assets and Financial Liabilities”, issued in December 2011 clarified the requirements for offsetting financial instruments and addressed inconsistencies in current practice when applying the offsetting criteria in HKAS 32 “Financial Instruments: Presentation”. The amendments are effective for annual periods beginning on or after 1 January 2014 with early adoption permitted and are required to be applied retrospectively. There is no material impact to the financial statements of the Group as a result of this amendment.

2. 主要會計政策概要(續)

2. SUMMARY OF SIGNIFICANT ACCOUNTING POLICIES (Continued)

2.1 編製基準(續)

2.1 Basis of preparation (Continued)

(丙) 以下為已頒佈但於2013年1月1日開始之財政年度仍未生效之新準則、新詮釋、準則及詮釋之修訂：(續)

(c) *The following new standards, new interpretations and amendments to standards and interpretations have been issued but are not effective for the financial year beginning 1 January 2013: (Continued)*

香港會計準則第36號《資產減值－非金融資產可收回金額之披露》之修訂

Amendments to HKAS 36 “Impairment of assets – Recoverable amount disclosures for non-financial assets”

香港會計準則第36號《資產減值－非金融資產可收回金額之披露》之修訂是要撤銷於香港財務報告準則第13號頒佈時在香港會計準則第36號所加入之某些關於現金產生單位可收回金額之披露。該修訂對本集團而言於2014年1月1日之前並非必須實行。該修訂對本集團之財務報表並無重大影響。

Amendments to HKAS 36 “Impairment of assets – Recoverable amount disclosures for non-financial assets”, removed certain disclosures of the recoverable amount of cash generating units which had been included in HKAS 36 by the issue of HKFRS 13. The amendment is not mandatory for the Group until 1 January 2014. There is no material impact to the financial statements of the Group as a result of this amendment.

香港財務報告準則第9號《金融工具》

HKFRS 9 “Financial instruments”

香港財務報告準則第9號《金融工具》論述金融資產和金融負債之分類、計量及確認及對沖會計之處理。香港財務報告準則第9號已於2009年11月及2010年11月頒佈。它取代部份由香港會計準則第39號有關金融工具之分類及計量。香港財務報告準則第9號要求金融資產須分類為兩種計量類別：按公平值計量及按攤餘成本計量。分類須於首次確認時確定，其取決於機構管理其金融工具之業務模式及工具之合約現金流量特性。

HKFRS 9, “Financial instruments”, addresses the classification, measurement and recognition of financial assets and financial liabilities and hedge accounting. HKFRS 9 was issued in November 2009 and November 2010. It replaces the parts of HKAS 39 that relate to the classification and measurement of financial instruments. HKFRS 9 requires financial assets to be classified into two measurement categories: those measured at fair value and those measured at amortised cost. The determination is made at initial recognition. The classification depends on the entity’s business model for managing its financial instruments and the contractual cash flow characteristics of the instrument.

就金融負債而言，準則保留大部份香港會計準則第39號的要求。主要之改變為當公平值選擇為金融負債被揀選後，除非將構成會計上的錯配，否則就機構本身之信貸風險引致之公平值改變部份須於其他全面收益表，有別於收益賬內記賬。於2013年12月加入對沖會計處理(不包括未平倉組合之總體對沖的特定會計處理)之有關規定後，香港財務報告準則第9號進一步修訂。

For financial liabilities, the standard retains most of the HKAS 39 requirements. The main change is that, in cases where the fair value option is taken for financial liabilities, the part of a fair value change due to an entity’s own credit risk is recorded in other comprehensive income rather than the income statement, unless this creates an accounting mismatch. In December 2013, HKFRS 9 was further amended when the requirements related to hedge accounting (other than specific accounting for open portfolios on macro hedging) were added.

本集團已開始評估全部影響，惟預期採納後將不會對其營運業績及財務狀況帶來重大影響。

The Group has already commenced the assessment of the full impact but expect the adoption will not have material impact on its results of operations and financial position.

## NOTES TO THE FINANCIAL STATEMENTS

(以港幣千元位列示)

(Expressed in thousands of Hong Kong dollars)

### 2. 主要會計政策概要(續)

### 2. SUMMARY OF SIGNIFICANT ACCOUNTING POLICIES (Continued)

#### 2.1 編製基準(續)

#### 2.1 Basis of preparation (Continued)

(丙) 以下為已頒佈但於2013年1月1日開始之財政年度仍未生效之新準則、新詮釋、準則及詮釋之修訂：(續)

(c) *The following new standards, new interpretations and amendments to standards and interpretations have been issued but are not effective for the financial year beginning 1 January 2013: (Continued)*

香港(國際財務報告詮釋委員會)第21號《徵費》

HK(IFRIC) 21 “Levies”

香港(國際財務報告詮釋委員會)第21號《徵費》列載有關非稅項的徵費責任支付之會計處理。該詮釋論述哪些責任事件可引致徵費支付及何時須確認負債。本集團現時並無重大徵費承擔，故對本集團並無重大影響。

HK(IFRIC) 21, “Levies”, sets out the accounting for an obligation to pay a levy that is not income tax. The interpretation addresses what the obligating event is that gives rise to pay a levy and when should a liability be recognised. The Group is not currently subject to significant levies so the impact on the Group is not material.

沒有其他仍未生效之香港財務報告準則或香港(國際財務報告詮釋委員會)之詮釋會預期對本集團有重大影響。

There are no other HKFRSs or HK(IFRIC) interpretations that are not yet effective that would be expected to have a material impact on the Group.

#### 2.2 綜合財務報表

#### 2.2 Consolidation

綜合財務報表包括本公司及其所有附屬公司截至12月31日止之財務報表。

The consolidated financial statements include the financial statements of the Company and all its subsidiaries made up to 31 December.

##### (甲) 附屬公司

##### (a) Subsidiaries

附屬公司是本集團可控制之實體(包括結構性實體)。本集團可控制該實體是指當本集團透過參與該實體而面對或有權獲取可變的回報，且有能力藉着對該實體之權力影響該等回報。自控制權轉移予本集團當日起附屬公司作綜合計算，並由該控制權終止之日起不再綜合計算。

A subsidiary is an entity (including a structured entity) over which the Group has control. The Group controls an entity when the Group is exposed to, or has rights to, variable returns from its involvement with the entity and has the ability to affect those returns through its power over the entity. Subsidiaries are consolidated from the date on which control is transferred to the Group. They are deconsolidated from the date that control ceases.

**2. 主要會計政策概要(續)****2. SUMMARY OF SIGNIFICANT ACCOUNTING POLICIES (Continued)****2.2 綜合財務報表(續)****2.2 Consolidation (Continued)****(甲) 附屬公司(續)****(a) Subsidiaries (Continued)**

本集團以收購會計法為本集團之業務合併列賬。收購一間附屬公司所付出之代價為已轉移資產、承擔之負債及本集團發行之權益之公平值。所付出代價包括任何或然代價安排之資產或負債之公平值。收購相關之費用於產生時支銷。在業務合併過程中取得所收購可被認明資產及承擔之負債及或然負債，均於收購當日按其公平值作出初始計量。本集團根據逐項收購基準按公平值或按沒控制權股東應佔被收購者資產淨值之比例確認任何被收購者之沒控制權股東權益。

The acquisition method of accounting is used to account for business combinations by the Group. The consideration transferred for the acquisition of a subsidiary is the fair values of the assets transferred, the liabilities incurred and the equity interests issued by the Group. The consideration transferred includes the fair value of any asset or liability resulting from a contingent consideration arrangement. Acquisition-related costs are expensed as incurred. Identifiable assets acquired and liabilities and contingent liabilities assumed in a business combination are measured initially at their fair values at the acquisition date. On an acquisition-by-acquisition basis, the Group recognises any non-controlling interest in the acquiree either at fair value or at the non-controlling interest's proportionate share of the acquiree's net assets.

所付出之代價、任何沒控制權股東於被收購者權益以及在收購日期於被收購者權益之公平值超出本集團應佔所收購可被認明淨資產之公平值，將列賬為商譽。如轉讓代價、確認之非控股權益及過往所持權益計算之總額在優惠價格收購中低於所收購附屬公司淨資產的公平值，其差額將直接在全面收益賬內確認。

The excess of the consideration transferred, the amount of any non-controlling interest in the acquiree and the acquisition-date fair value of any previous equity interest in the acquiree over the fair value of the Group's share of the identifiable net assets acquired is recorded as goodwill. If the total of consideration transferred, non-controlling interest recognised and previously held interest measured is less than the fair value of the net assets of the subsidiary acquired in the case of a bargain purchase, the difference is recognised directly in the statement of comprehensive income.

集團內公司間之交易、結餘及未變現交易收益已予抵銷。除非交易提供轉移資產減值之證明，未變現虧損亦予以抵銷。附屬公司之會計政策已作必要之變更以確保與本集團採納之政策一致。

Inter-company transactions, balances and unrealised gains on transactions between group companies are eliminated. Unrealised losses are also eliminated unless the transaction provides evidence of an impairment of the asset transferred. Accounting policies of subsidiaries have been changed where necessary to ensure consistency with the policies adopted by the Group.

在本公司之財務狀況表內，附屬公司投資是按成本扣除減值撥備列賬。附屬公司之業績由本公司按已收及應收之股息入賬。

In the Company's statement of financial position the investments in subsidiaries are stated at cost less allowances for impairment. The results of subsidiaries are accounted for by the Company on the basis of dividend received and receivable.

(以港幣千元位列示)

(Expressed in thousands of Hong Kong dollars)

**2. 主要會計政策概要(續)****2. SUMMARY OF SIGNIFICANT ACCOUNTING POLICIES (Continued)****2.2 綜合財務報表(續)****2.2 Consolidation (Continued)****(乙) 與沒控制權股東之交易****(b) Transactions with non-controlling interests**

本集團把與沒控制權股東之交易視為與本公司股本持有人之交易。在向沒控制權股東權益作出之收購中，任何已付代價與收購附屬公司有關股權之淨資產賬面值之差額於權益賬確認。向沒控制權股東權益出售之收益或虧損亦於權益賬確認。

The Group treats transactions with non-controlling interests as transactions with equity holders of the company. For purchases from non-controlling interests, the difference between any consideration paid and the relevant share acquired of the carrying value of net assets of the subsidiary is recorded in equity. Gains or losses on disposals to non-controlling interests are also recorded in equity.

倘本集團對該實體失去控制權或重大影響力，任何保留權益將被重新計量至其公平值，賬面值之變動於損益賬確認。日後對該保留權益作聯營公司、共同控制實體或金融資產的會計處理時，上述之公平值視為初始賬面值。此外，任何就該實體曾確認為其他全面收益之數額當作本集團直接出售有關資產或負債處理，這代表曾確認為其他全面收益之數額將重新分類至損益賬。

When the Group ceases to have control or significant influence, any retained interest in the entity is remeasured to its fair value, with the change in carrying amount recognised in profit or loss. The fair value is the initial carrying amount for the purposes of subsequently accounting for the retained interest as an associate, joint venture or financial asset. In addition, any amounts previously recognised in other comprehensive income in respect of that entity are accounted for as if the Group had directly disposed of the related assets or liabilities. This may mean that amounts previously recognised in other comprehensive income are reclassified to profit or loss.

**(丙) 聯營公司****(c) Associates**

聯營公司是指本集團可對其發揮重大影響但不能控制的公司，一般而言，擁有其介乎20%至50%投票權的股份。聯營公司投資以權益會計法處理，最初按成本入賬。本集團之聯營公司投資包括收購時認明之商譽(扣除任何累計減值虧損)。

Associates are all entities over which the Group has significant influence but not control, generally accompanying a shareholding of between 20% and 50% of the voting rights. Investments in associates are accounted for using the equity method of accounting and are initially recognised at cost. The Group's investment in an associate includes goodwill (net of any accumulated impairment loss) identified on acquisition.

本集團應佔聯營公司收購後的溢利或虧損在收益賬中確認，本集團應佔其在收購後儲備的變化在本集團的儲備確認。投資的賬面值按累計收購後的變化作調整。除非本集團有為聯營公司提供責任承擔或支款，否則當本集團應佔聯營公司的虧損達至或超過本集團在聯營公司的權益(包括其他無抵押應收款)時，本集團不再確認額外的虧損。

The Group's share of its associates' post-acquisition profits or losses is recognised in the income statement, and its share of post-acquisition movements in reserves is recognised in reserves. The cumulative post-acquisition movements are adjusted against the carrying amount of the investment. When the Group's share of losses in an associate equals or exceeds its interest in the associate, including any other unsecured receivables, the Group does not recognise further losses, unless it has incurred obligations or made payments on behalf of the associates.

2. 主要會計政策概要(續)

2. SUMMARY OF SIGNIFICANT ACCOUNTING POLICIES (Continued)

2.2 綜合財務報表(續)

2.2 Consolidation (Continued)

(丙) 聯營公司(續)

(c) Associates (continued)

本集團與其聯營公司間交易之未變現收益按本集團應佔聯營公司權益的份額予以抵銷。除非該交易提供轉移資產減值之證明，未變現虧損亦予以抵銷。聯營公司之會計政策已作必要之修正以確保與本集團採納之政策一致。

Unrealised gains on transactions between the Group and its associates are eliminated to the extent of the Group's interest in the associates. Unrealised losses are also eliminated unless the transaction provides evidence of an impairment of the asset transferred. Accounting policies of associates have been changed where necessary to ensure consistency with the policies adopted by the Group.

在聯營公司之攤薄收益及虧損在收益賬內確認。

Dilution gains and losses in associate are recognised in the income statement.

在本公司之財務狀況表內，聯營公司投資是按成本扣除減值撥備列賬。本公司對聯營公司業績的會計處理是按已收取及應收之股息入賬。

In the Company's statement of financial position, the investments in associates are stated at cost less provision for impairment losses. The results of associates are accounted for by the Company on the basis of dividend received and receivable.

(丁) 共同控制實體

(d) Jointly controlled entities

共同控制實體指集團與其他人士以合約協議方式共同進行經濟活動，該活動受合營各方共同控制，任何一方均沒有單一之控制權。

A joint venture is a contractual arrangement whereby the Group and other parties undertake an economic activity, which is subject to joint control and none of the participating parties has unilateral control over the economic activity.

共同控制實體之業績、資產及負債按權益會計法入賬。綜合收益賬包括本集團應佔共同控制實體是年度業績，而綜合財務狀況表則包括本集團應佔共同控制實體之資產淨值。

The results and assets and liabilities of jointly controlled entities are accounted for using equity method of accounting. The consolidated income statement includes the Group's share of the results of jointly controlled entities for the year, and the consolidated statement of financial position includes the Group's share of the net assets of the jointly controlled entities.

(以港幣千元位列示)

(Expressed in thousands of Hong Kong dollars)

**2. 主要會計政策概要(續)****2. SUMMARY OF SIGNIFICANT ACCOUNTING POLICIES (Continued)****2.3 利息收入及支出****2.3 Interest income and expense**

所有按攤餘成本計量之工具、可供出售證券及若干指定以公平值計量且其變動計入損益之金融資產／負債的利息收入及支出乃應用實際利率法確認於收益賬內。

Interest income and expense are recognised in the income statement for all instruments measured at amortised cost, available-for-sale securities and certain financial assets/liabilities designated at fair value through profit or loss using the effective interest method.

實際利率法乃是一種用以計算金融資產或金融負債之攤餘成本及其於相關期內攤分利息收入或利息支出的方法。實際利率指可將金融工具在預計有效期間或較短期間(如適用)內之估計未來現金收支貼現為該金融資產或金融負債之賬面淨值之適用貼現率。在計算實際利率時，本集團按金融工具之所有合約條款(如提早清還之行使權)而估計其現金流量，但不考慮未發生之信貸損失。此計算包括所有合約內交易雙方所收取或支付能構成整體實際利息之費用及利率差價、交易成本及所有其他溢價或折讓。

The effective interest method is a method of calculating the amortised cost of a financial asset or a financial liability and of allocating the interest income or interest expense over the relevant period. The effective interest rate is the rate that exactly discounts estimated future cash payments or receipts through the expected life of the financial instrument or, when appropriate, a shorter period to the net carrying amount of the financial asset or financial liability. When calculating the effective interest rate, the Group estimates cash flows considering all contractual terms of the financial instrument (for example, prepayment options) but does not consider future credit losses. The calculation includes all fees and points paid or received between parties to the contract that are an integral part of the effective interest rate, transaction costs and all other premiums or discounts.

若一項金融資產或一組金融資產的價值因減值虧損被調低，其利息收入則按計算有關減值虧損時所應用以貼現未來現金流量之利率來計量確認。

Once a financial asset or a group of similar financial assets has been written down as a result of an impairment loss, interest income is recognised using the rate of interest used to discount the future cash flows for the purpose of measuring the impairment loss.

**2.4 服務費及佣金收入及支出****2.4 Fee and commission income and expense**

服務費及佣金一般當服務已提供時以應計基準確認。銀團貸款費用於銀團貸款經已完成及本集團並無自留任何貸款組合部份或按與其他參與者相同之實際利率保留一部份時確認為收入。在某段期間內持續提供的財富管理、財務策劃及託管服務乃於服務期間按計費方式確認。

Fees and commissions are generally recognised on an accrual basis when the service has been provided. Loan syndication fees are recognised as revenue when the syndication has been completed and the Group retained no part of the loan package for itself or retained a part at the same effective interest rate as the other participants. Wealth management, financial planning and custody services that are continuously provided over an extended period of time are recognised rateably over the period the service is provided.

**2. 主要會計政策概要(續)**

**2. SUMMARY OF SIGNIFICANT ACCOUNTING POLICIES (Continued)**

**2.5 股息收入**

**2.5 Dividend income**

股息於本集團收取付款之權利獲確立時於收益賬確認。

Dividends are recognised in the income statement when the Group's right to receive payment is established.

**2.6 金融資產**

**2.6 Financial assets**

**2.6.1 分類**

**2.6.1 Classification**

本集團將其金融資產歸為以下類別：以公平值計量且其變動計入損益的金融資產、貸款及應收款項、持至到期投資及可供出售金融資產。該分類取決於購入該投資之目的。除於繼後當符合有關資產重新分類之特定定義時作出的重新分類外，各項分類於管理層作出投資時被確認。

The Group classifies its financial assets in the following categories: financial assets at fair value through profit or loss, loans and receivables, held-to-maturity investments, and available-for-sale financial assets. The classification depends on the purpose for which the investments were acquired. Management determines the classification of its investments at initial recognition, except for subsequent reclassification meeting specified definition of relevant asset reclassification.

*(甲) 以公平值計量且其變動計入損益的金融資產*

*(a) Financial assets at fair value through profit or loss*

此類別可細分為兩小類：持作買賣用途之金融資產及於購入時指定以公平值計量且其變動計入損益的金融資產。

This category has two sub-categories: financial assets held for trading, and those designated at fair value through profit or loss at inception.

倘所購入之金融資產主要持作短期買賣用途或倘由管理層於購入時如此指定，則歸類為持作買賣用途。衍生工具除非指定作為對沖用途，否則亦歸類為持作買賣用途。

A financial asset is classified as held for trading if it is acquired principally for the purpose of selling in the short term or if so designated by management. Derivatives are also categorised as held for trading unless they are designated as hedges.

NOTES TO THE FINANCIAL STATEMENTS

(以港幣千元位列示)

(Expressed in thousands of Hong Kong dollars)

2. 主要會計政策概要(續)

2. SUMMARY OF SIGNIFICANT ACCOUNTING POLICIES (Continued)

2.6 金融資產(續)

2.6 Financial assets (Continued)

2.6.1 分類(續)

2.6.1 Classification (Continued)

(甲) 以公平值計量且其變動計入損益的金融資產(續)

(a) Financial assets at fair value through profit or loss (Continued)

本集團將於符合下列之條件時，於初始確認時指定金融資產為指定以公平值計量且其變動計入損益(以公平值列賬選擇)：

The Group designates a financial asset upon initial recognition as designated at fair value through profit or loss (fair value option) if the following criteria are met:

(i) 能消除或大幅地減低以不同基礎計量或確認資產、或確認其損益而出現不一致之情況(或稱為「會計錯配」)；

(i) It eliminates or significantly reduces a measurement or recognition inconsistency (sometimes referred to as “an accounting mis-match”) that would otherwise arise from measuring assets or recognising the gains and losses on them on different bases;

(ii) 根據列明之風險管理或投資策略管理一組金融資產，並以公平值為基礎評估其表現，及按相同基準向主要管理層(如董事會及行政總裁)提供有關資產的內部資料；或

(ii) A group of financial assets is managed and its performance is evaluated on a fair value basis, in accordance with a documented risk management or investment strategy, and this is the basis on which information about the assets is provided internally to the key management personnel such as the Board of Directors and Chief Executive Officer; or

(iii) 內嵌衍生工具的金融資產而該內嵌衍生工具之特性及風險與主合約並非緊密關連的。

(iii) Financial assets with embedded derivatives where the characteristics and risks of the embedded derivatives are not closely related to the host contracts.

應用以公平值列賬選擇之金融資產於財務狀況表確認為「指定以公平值計量且其變動計入損益的金融資產」。

Financial assets for which the fair value option is applied are recognised in the statement of financial position as “Financial assets designated at fair value through profit or loss”.

(乙) 貸款及應收款項

(b) Loans and receivables

貸款及應收款項為沒有活躍市場報價並具固定或可釐定收款金額的非衍生金融資產，除(甲)該等本集團有意即時或於短期內出售並分類為持作買賣用途的金融資產，及該等本集團在初始確認時指定為以公平值計量且其變動計入損益的金融資產；(乙)該等本集團在初始確認時指定為可供出售的金融資產；或(丙)該等本集團因信貸質素下降以外之原因而不能收回初始投資主要部份。

Loans and receivables are non-derivative financial assets with fixed or determinable payments that are not quoted in an active market, other than: (a) those that the Group intends to sell immediately or in the short term, which are classified as held for trading, and those that the Group upon initial recognition designates as at fair value through profit or loss; (b) those that the Group upon initial recognition designates as available-for-sale; or (c) those for which the Group may not recover substantially all of its initial investment, other than because of credit deterioration.

**2. 主要會計政策概要(續)**

**2. SUMMARY OF SIGNIFICANT ACCOUNTING POLICIES (Continued)**

**2.6 金融資產(續)**

**2.6 Financial assets (Continued)**

**2.6.1 分類(續)**

**2.6.1 Classification (Continued)**

(丙) 可供出售

(c) Available-for-sale

可供出售金融資產乃被指定為此類者或並無歸入任何其他類別之非衍生金融資產。可供出售投資乃指有意作無限期持有但可因應流動資金所需或利率、匯率或股票價格變動而可出售的投資。

Available-for-sale financial assets are non-derivatives that are either designated in this category or not classified in any of the other categories. Available-for-sale investments are those intended to be held for an indefinite period of time, which may be sold in response to needs for liquidity or changes in interest rates, exchange rates or equity prices.

(丁) 持至到期

(d) Held-to-maturity

持至到期投資乃具固定或可釐定付款額及固定到期日，而本集團管理層有明確意向及能力持至到期之非衍生金融資產。

Held-to-maturity investments are non-derivative financial assets with fixed or determinable payments and fixed maturities that the Group's management has the positive intention and ability to hold to maturity.

**2.6.2 重新分類**

**2.6.2 Reclassification**

本集團可選擇從持有買賣用途類別中重新分類一項非衍生金融資產，倘若該金融資產不再持有短期買賣用途。金融資產只有在出現一項不尋常及極可能不重覆的單一事件的罕有情況下，方可被批准從持有買賣用途類別中重新分類。此外，本集團可選擇從持有買賣用途或可供出售類別中重新分類符合貸款及應收款項定義之金融資產，惟本集團於重新分類日須有意且有能力在可見未來或直至到期日持有該等資產。本集團亦可重新分類該等轉為有活躍市場報價的而不再符合確認為貸款及應收款項之金融資產為可供出售金融資產。

The Group may choose to reclassify a non-derivative trading financial asset out of the held-for-trading category if the financial asset is no longer held for the purpose of selling it in the near term. Financial assets are permitted to be reclassified out of the held-for-trading category only in rare circumstances arising from a single event that is unusual and highly unlikely to recur in the near term. In addition, the Group may choose to reclassify financial assets that would meet the definition of loans and receivables out of the held-for-trading or available-for-sale categories if the Group has the intention and ability to hold these financial assets for the foreseeable future or until maturity at the date of reclassification. The Group may also reclassify financial assets that no longer qualify for recognition as loans and receivables to available-for-sale if the financial assets become quoted in active market.

重新分類按在重新分類日之公平值入賬。按其公平值成為新的成本值或攤餘成本值，重新分類日前之公平值收益或虧損不能在其後作出回撥。重新分類至貸款及應收款項和持至到期類別的金融資產之實際利率於重新分類日釐定。當預期之現金流進一步增加時，該金融資產之實際利率須作出調整。

Reclassifications are made at fair value as of the reclassification date. Fair value becomes the new cost or amortised cost as applicable, and no reversals of fair value gains or losses before reclassification date are subsequently made. Effective interest rates for financial assets reclassified to loans and receivables and held-to-maturity categories are determined at the reclassification date. Further increases in estimates of cash flows from the financial assets will require adjustment to the effective interest rates prospectively.

## NOTES TO THE FINANCIAL STATEMENTS

(以港幣千元位列示)

(Expressed in thousands of Hong Kong dollars)

### 2. 主要會計政策概要(續)

### 2. SUMMARY OF SIGNIFICANT ACCOUNTING POLICIES (Continued)

#### 2.6 金融資產(續)

#### 2.6 Financial assets (Continued)

##### 2.6.2 重新分類(續)

##### 2.6.2 Reclassification (Continued)

所有於「以公平值計量且其變動計入損益」類別之金融資產內的內嵌衍生金融工具，將會於此等資產重新分類時，予以重新評估及在有需要時分開入賬。

On reclassification of a financial asset out of the “at fair value through profit or loss” category, all embedded derivatives are re-assessed and, if necessary, separately accounted for.

##### 2.6.3 確認及計量

##### 2.6.3 Recognition and measurement

金融資產之買賣於交易日(本集團承諾買賣該資產之日期)確認。

Purchases and sales of financial assets are recognised on the trade date – the date on which the Group commits to purchase or sell the asset.

所有非以公平值計量且其變動計入損益之金融資產，初始按公平值加交易成本確認。以公平值計量且其變動計入損益之金融資產初始按公平值確認，而交易成本則於收益賬支銷。當該等金融資產之收取現金流之權利已失效或本集團已轉讓所有風險及回報及該等轉讓符合撤銷確認之資格時，則撤銷對該等金融資產之確認。

Financial assets are initially recognised at fair value plus transaction costs for all financial assets not carried at fair value through profit or loss. Financial assets carried at fair value through profit or loss are initially recognised at fair value, and transaction costs are expensed in the income statement. Financial assets are derecognised when the rights to receive cash flows from the financial assets have expired or the Group has transferred substantially all the risks and rewards of ownership and the transfer qualifies for derecognition.

釐定金融資產公平值之基準載於附註3.5(甲)。

The bases for the determination of fair value of financial assets are set out in Note 3.5(a).

##### (甲) 以公平值計量且其變動計入損益之金融資產

##### (a) Financial assets at fair value through profit or loss

持作買賣用途之金融資產及於購入時指定以公平值計量之金融資產之公平值變動產生之收益及虧損直接列入收益賬，並記錄為「淨買賣收入」之一部分。以公平值計量且其變動計入損益之金融資產產生之利息收入及支出列入收益賬「淨利息收入」項下。

Gains and losses arising from changes in fair value of financial assets held for trading and financial assets designated at fair value at inception are included directly in the income statement and are reported as part of “Net trading income”. Interest income and expense derived from and incurred on financial assets at fair value through profit or loss are included under “Net interest income” in the income statement.

##### (乙) 貸款及應收款項

##### (b) Loans and receivables

貸款及應收款項按扣除任何減值虧損後之攤餘成本列示。對於該等以公平值對沖安排下之貸款及應收款項，其被對沖部份按公平值計量。

Loans and receivables are carried at amortised cost less any impairment loss. For loans and receivables that are subject to fair value hedge arrangements, the hedged elements of the loans and receivables hedged are carried at fair value.

2. 主要會計政策概要(續)

2. SUMMARY OF SIGNIFICANT ACCOUNTING POLICIES (Continued)

2.6 金融資產(續)

2.6 Financial assets (Continued)

2.6.3 確認及計量(續)

2.6.3 Recognition and measurement (Continued)

(丙) 可供出售

(c) Available-for-sale

可供出售金融資產按所付出之現金(包括任何交易成本)之公平值作初始確認。隨後以公平值計量,於其他全面收益項確認公平值收益及虧損(減值虧損及界定為可供出售貨幣資產之匯兌收益及虧損除外),並於權益賬內累計,直至有關金融資產被終止確認為止。

Available-for-sale financial assets are initially recognised at fair value which is the cash given including any transaction costs. They are measured subsequently at fair value with gains and losses (except for impairment losses and foreign exchange gains and losses on monetary assets classified as available-for-sale) recognised in other comprehensive income and accumulated in equity until the financial assets are derecognised.

如可供出售金融資產被釐定為減值,以往於權益賬內累計之收益或虧損重新分類至收益賬。

If an available-for-sale financial asset is determined to be impaired, the cumulative gain or loss previously accumulated in equity is reclassified into the income statement.

利息使用實際利率法計算並於收益賬確認。分類為可供出售之貨幣性資產之匯兌收益及虧損於收益賬確認。可供出售股本工具之股息於本集團收取付款之權利獲確立時於收益賬「其他營運收入」項下確認。

Interest is calculated using the effective interest method and recognised in the income statement. Foreign currency gains and losses on monetary assets classified as available-for-sale are recognised in the income statement. Dividends on available-for-sale equity instruments are recognised in the income statement under “Other operating income” when the Group’s right to receive payment is established.

(丁) 持至到期

(d) Held-to-maturity

持至到期投資(包括直接及新增交易成本)按公平值作初始確認,其後使用實際利息法按攤餘成本計量。持至到期投資在收取現金流量之權利生效時撤銷。

Held-to-maturity investments are initially recognised at fair value including direct and incremental transaction costs and are measured subsequently at amortised cost using the effective interest method. They are derecognised when the rights to receive cash flows have expired.

利息列入收益賬,並呈報為「淨利息收入」。倘持至到期投資被釐定為減值,該減值呈報為投資賬面值之扣減,並於獨立收益賬確認為持至到期投資之減值提撥。

Interest is included in the income statement and is reported as “Net interest income”. If a held-to-maturity investment is determined to be impaired, the impairment is reported as a deduction from the carrying value of the investment and recognised in the separate income statement as impairment charge on held-to-maturity investments.

(以港幣千元位列示)

(Expressed in thousands of Hong Kong dollars)

**2. 主要會計政策概要(續)****2. SUMMARY OF SIGNIFICANT ACCOUNTING POLICIES (Continued)****2.7 金融資產減值****2.7 Impairment of financial assets***(甲) 以攤餘成本列賬之資產**(a) Assets carried at amortised cost*

本集團會於各個報告期末評估是否存在客觀證據證明某項金融資產或一組金融資產組別出現減值。惟當有客觀證據證明於首次確認資產後發生一宗或多宗事件導致減值出現(「虧損事件」)，而該宗(或該等)虧損事件對該項或該組金融資產之估計未來現金流量構成可合理估計的影響，有關的金融資產才算出現減值及產生減值虧損。

The Group assesses at each end of the reporting period whether there is objective evidence that a financial asset or group of financial assets is impaired. A financial asset or a group of financial assets is impaired and impairment losses are incurred if there is objective evidence of impairment as a result of one or more events that occurred after the initial recognition of the asset (a 'loss event') and that loss event (or events) has an impact on the estimated future cash flows of the financial asset or group of financial assets that can be reliably estimated.

本集團確定減值虧損之客觀證據存在與否所採用之準則包括：

The criteria that the Group uses to determine that there is objective evidence of an impairment loss include:

- 拖欠償付合約本金或利息；
- 借款人陷於現金流困境(例如：高債務對股本比率、低淨收益對銷售百分比)；
- 違反貸款契約或條款；
- 借款人之競爭能力惡化；
- 抵押品價值下降；及
- 評級被調至低於投資級別。

- Delinquency in contractual payments of principal or interest;
- Cash flow difficulties experienced by the borrower (for example, high debt-to-equity ratio, low net income as a percentage of sales);
- Breach of loan covenants or conditions;
- Deterioration of the borrower's competitive position;
- Deterioration in the value of collateral; and
- Downgrading below investment grade level.

本集團首先評估是否有客觀證據證明個別重大的金融資產出現減值，或非個別重大的金融資產個別或整體上出現減值。若集團認為不存有任何客觀證據證明個別評估的金融資產(不論是否屬重大)出現減值，有關資產將撥入具同類信貸風險特徵的一組金融資產內，由集團綜合評估該組資產的減值。綜合的減值評估不包括已進行個別減值評估並已確認或持續確認減值虧損的資產。

The Group first assesses whether objective evidence of impairment exists individually for financial assets that are individually significant, and individually or collectively for financial assets that are not individually significant. If the Group determines that no objective evidence of impairment exists for an individually assessed financial asset, whether significant or not, it includes that asset in a group of financial assets with similar credit risk characteristics and collectively assesses them for impairment. Assets that are individually assessed for impairment and for which an impairment loss is or continues to be recognised are not included in a collective assessment of impairment.

2. 主要會計政策概要(續)

2. SUMMARY OF SIGNIFICANT ACCOUNTING POLICIES (Continued)

2.7 金融資產減值(續)

2.7 Impairment of financial assets (Continued)

(甲) 以攤餘成本列賬之資產(續)

(a) Assets carried at amortised cost (Continued)

虧損的金額為以資產的賬面值與按金融資產原來的實際利率貼現估計之未來現金流量(不包括未產生的日後信貸虧損)所得的現值兩者間之差額計量。資產的賬面值透過使用準備賬銷減，虧損金額則於收益賬內確認。倘貸款或持至到期投資按浮動利率計息，計量任何減值虧損之貼現率則為合約下釐定的即期實際利率。作為可行之權宜之計，本集團可按某工具可觀察得到之市價為公平值之基礎計量其減值。

The amount of the loss is measured as the difference between the asset's carrying amount and the present value of estimated future cash flows (excluding future credit losses that have not been incurred) discounted at the financial asset's original effective interest rate. The carrying amount of the asset is reduced through the use of an allowance account and the amount of the loss is recognised in the income statement. If a loan or held-to-maturity investment has a variable interest rate, the discount rate for measuring any impairment loss is the current effective interest rate determined under the contract. As a practical expedient, the Group may measure impairment on the basis of an instrument's fair value using an observable market price.

計算有抵押之金融資產的預計未來現金流量的現值反映收回抵押品可能產生的現金流量減除出售抵押品(不論抵押品是否可能被沒收)的成本。

The calculation of the present value of the estimated future cash flows of a collateralised financial asset reflects the cash flows that may result from foreclosure less costs for obtaining and selling the collateral, whether or not foreclosure is probable.

進行綜合減值評估時，金融資產按同類信貸風險特性(即集團考慮資產類別、抵押品類別、過往逾期情況及其他相關因素)分類。對估計該等組別資產的未來現金流量而言，能夠反映債務人按此等被評估資產的合約條款償還全部債務能力的特質將會被考慮。

For the purposes of a collective evaluation of impairment, financial assets are grouped on the basis of similar credit risk characteristics (i.e. on the basis of the Group's grading process that considers asset type, collateral type, overdue status and other relevant factors). Those characteristics relevant to the estimation of future cash flows for groups of such assets by being indicative of the debtors' ability to pay all amounts due according to the contractual terms of the assets are considered.

一組共同進行減值評估的金融資產的未來現金流量乃按該組資產的合約現金流量及與該組資產具相若信貸風險特質的資產之過往虧損經驗計算。過往虧損經驗乃按現時可見的數據作出調整，以反映現有狀況，及消除於過往期間出現但現時並不存在的條件之影響。

Future cash flows in a group of financial assets that are collectively evaluated for impairment are estimated on the basis of the contractual cash flows of the assets in the group and historical loss experience for assets with credit risk characteristics similar to those in the group. Historical loss experience is adjusted on the basis of current observable data to reflect the effects of current conditions that did not affect the period on which the historical loss experience is based and to remove the effects of conditions in the historical period that do not currently exist.

(以港幣千元位列示)

(Expressed in thousands of Hong Kong dollars)

**2. 主要會計政策概要(續)****2. SUMMARY OF SIGNIFICANT ACCOUNTING POLICIES (Continued)****2.7 金融資產減值(續)****2.7 Impairment of financial assets (Continued)***(甲) 以攤餘成本列賬之資產(續)**(a) Assets carried at amortised cost (Continued)*

估計某些資產之未來現金流量的改變，應反映期間相關可見數據的改變(如失業率、物業價格、付款情況，或其他可顯示該組別損失機會及損失程度的改變)及一致的趨勢。集團定期檢討用作估計未來現金流量的方法及假設，以減少預計虧損及實際虧損的差異。

Estimates of changes in future cash flows for groups of assets should reflect and be directionally consistent with changes in related observable data from period to period (for example, changes in unemployment rates, property prices, payment status, or other factors indicative of changes in the probability of losses in the group and their magnitude). The methodology and assumptions used for estimating future cash flows are reviewed regularly by the Group to reduce any differences between loss estimates and actual loss experience.

當貸款未能償還時，將與其有關之貸款減值準備抵銷。該貸款在完成所有必須程序及能確定虧損金額後撤銷。如日後收回過往已撤銷之款項，將可減低收益賬內的貸款減值撥備。

When a loan is uncollectible, it is written off against the related allowances for loan impairment. Such loans are written off after all the necessary procedures have been completed and the amount of the loss has been determined. Subsequent recoveries of amounts previously written off decrease the amount of the allowances for loan impairment in the income statement.

倘於繼後期間，減值虧損金額減少，同時客觀地與減值獲確認後發生的事項相關(例如債務人信貸評級改善)，則透過調整撥回賬項將過往確認的減值虧損撥回。撥回的金額於收益賬中確認。

If, in a subsequent period, the amount of the impairment loss decreases and the decrease can be related objectively to an event occurring after the impairment was recognised (such as an improvement in the debtor's credit rating), the previously recognised impairment loss is reversed by adjusting the allowance account. The amount of the reversal is recognised in the income statement.

2. 主要會計政策概要(續)

2. SUMMARY OF SIGNIFICANT ACCOUNTING POLICIES (Continued)

2.7 金融資產減值(續)

2.7 Impairment of financial assets (Continued)

(乙) 分類為可供出售之資產

(b) *Assets classified as available-for-sale*

本集團會於各報告期末評估是否存在客觀證據證明某項金融資產或某組別金融資產出現減值。倘股本投資歸類為可供出售，本集團會考慮證券公平值之重大或持續下跌至低於其成本值來釐定證券有否出現減值。倘存有證據顯示可供出售金融資產出現減值，其累計虧損(已扣減任何本金還款及攤銷之收購成本與現時公平值之差額)減該金融資產以往於收益賬內確認之任何減值則於權益賬撤銷，並於收益賬內確認。於收益賬內確認的股本工具減值虧損不會透過收益賬撥回。倘於繼後期間，被分類為可供出售的債務工具的公平值增加，而該增值可客觀地與減值虧損於收益賬確認後出現的事件有關，減值虧損則於收益賬中撥回。

The Group assesses at each end of the reporting period whether there is objective evidence that a financial asset or a group of financial assets is impaired. In the case of equity investments classified as available-for-sale, a significant or prolonged decline in the fair value of the security below its cost is considered in determining whether the assets are impaired. If any such evidence exists for available-for-sale financial assets, the cumulative loss measured as the difference between the acquisition cost (net of any principal repayment and amortisation) and the current fair value, less any impairment loss on that financial asset previously recognised in the income statement, is removed from equity and recognised in the income statement. Impairment losses recognised in the income statement on equity instruments are not reversed through the income statement. If, in a subsequent period, the fair value of a debt instrument classified as available-for-sale increases and the increase can be objectively related to an event occurring after the impairment loss was recognised in profit or loss, the impairment loss is reversed through the income statement.

(丙) 重訂條款之貸款

(c) *Renegotiated loans*

按綜合減值評估或個別重大且其條款已作重訂之貸款，不再被當作逾期而是被視為新的貸款。在繼後期間，倘若該貸款再次逾期則會當作逾期貸款處理及披露。

Loans that are either subject to collective impairment assessment or individually significant and whose terms have been renegotiated are no longer considered to be past due but are treated as new loans. In subsequent periods, the asset if past due again is considered to be and disclosed as past due loans.

(以港幣千元位列示)

(Expressed in thousands of Hong Kong dollars)

**2. 主要會計政策概要(續)****2. SUMMARY OF SIGNIFICANT ACCOUNTING POLICIES (Continued)****2.8 金融負債****2.8 Financial liabilities**

金融負債歸類為兩個類別：以公平值計量且其變動計入損益的金融負債及其他金融負債。所有金融負債均於產生時分類，並初步以公平值確認。釐定金融負債公平值的基準詳列於附註3.5(甲)。

Financial liabilities are classified into two categories: financial liabilities at fair value through profit or loss and other financial liabilities. All financial liabilities are classified at inception and recognised initially at fair value. The bases for the determination of fair value of financial liabilities are set out in Note 3.5(a).

**(甲) 以公平值計量且其變動計入損益的金融負債****(a) Financial liabilities at fair value through profit or loss**

此類別細分為兩個小類別：持作買賣用途之金融負債及於產生時指定以公平值計量且其變動計入損益的金融負債。

This category has two sub-categories: financial liabilities held for trading, and those designated at fair value through profit or loss at inception.

倘金融負債主要為短期持有作購回用途，則歸類為持有作買賣用途。此分類之負債按公平值列示，而任何因公平值變動而產生之收益及虧損均於收益賬內確認。

A financial liability is classified as held for trading if it is incurred principally for the purpose of repurchasing in the short term. It is carried at fair value and any gains and losses from changes in fair value are recognised in the income statement.

符合下列條件之金融負債一般歸類為於產生時以公平值計量且其變動計入損益：

A financial liability is typically classified as fair value through profit or loss at inception if it meets the following criteria:

- (i) 能消除或大幅地減低以不同基礎計量或確認負債、或確認其損益而出現不一致之情況(或稱為「會計錯配」)；或
- (ii) 根據列明之風險管理或投資策略管理一組金融負債，並以公平值為基礎評估其表現，及按相同基準向主要管理層(如董事會及行政總裁)提供有關負債的內部資料；或
- (iii) 內嵌衍生工具的金融負債而該內嵌衍生工具之特性及風險與主合約並非緊密關連的。

- (i) It eliminates or significantly reduces a measurement or recognition inconsistency (sometimes referred to as “an accounting mis-match”) that would otherwise arise from measuring liabilities or recognising the gains and losses on them on different bases; or
- (ii) A group of financial liabilities is managed and its performance is evaluated on a fair value basis, in accordance with a documented risk management or investment strategy, and this is the basis on which information about the liabilities is provided internally to the key management personnel such as the Board of Directors and Chief Executive Officer; or
- (iii) Financial liabilities with embedded derivatives where the characteristics and risks of the embedded derivatives are not closely related to the host contracts.

**2. 主要會計政策概要(續)**

**2. SUMMARY OF SIGNIFICANT ACCOUNTING POLICIES (Continued)**

**2.8 金融負債(續)**

**2.8 Financial liabilities (Continued)**

(甲) 以公平值計量且其變動計入損益的金融負債(續)

(a) *Financial liabilities at fair value through profit or loss (Continued)*

指定以公平值計量且其變動計入損益的金融負債包括發行的債務證券及若干內嵌衍生工具的客戶存款。以公平值計量且其變動計入損益的金融負債按公平值列示，而任何因公平值變動而產生之收益及虧損均於收益賬內之「淨買賣收入」項下確認。

Financial liabilities designated at fair value through profit or loss include the Group's own debt securities in issue and deposits received from customers that are embedded with certain derivatives. Financial liabilities designated at fair value through profit or loss are carried at fair value and any gains and losses from changes in fair value are recognised under "Net trading income" in the income statement.

(乙) 其他金融負債

(b) *Other financial liabilities*

其他金融負債最初按扣除交易費用後之公平值確認，其後以攤餘成本列賬。扣除交易費用後所得款項與贖回價值兩者之差額，按實際利率法於其他有關負債期間內於收益賬確認。

Other financial liabilities are recognised initially at fair value net of transaction costs incurred and are subsequently carried at amortised cost. Any difference between proceeds net of transaction costs and the redemption value is recognised in the income statement over the period of the other financial liabilities using the effective interest method.

倘本集團購買其本身債項，該債項將會自財務狀況表中剝離，而負債的賬面值與已支付價格的差額在收益賬列作收益或虧損。

If the Group purchases its own debt, it is removed from the statement of financial position, and the difference between the carrying amount of a liability and the consideration paid is accounted for as a gain or loss in the income statement.

**2.9 衍生金融工具及對沖會計處理**

**2.9 Derivative financial instruments and hedge accounting**

衍生工具最初於訂立衍生工具合約之日按公平值確認，其後按公平值重新計量。釐定衍生金融工具公平值的基準詳列附註3.5(甲)。當衍生工具的公平值為正數時，均作為資產入賬；當公平值為負數時，則作為負債入賬。

Derivatives are initially recognised at fair value on the date on which a derivative contract is entered into and are subsequently re-measured at their fair value. The bases for the determination of fair value of derivative financial instruments are set out in Note 3.5(a). All derivatives are carried as assets when fair value is positive and as liabilities when fair value is negative.

(以港幣千元位列示)

(Expressed in thousands of Hong Kong dollars)

**2. 主要會計政策概要(續)****2. SUMMARY OF SIGNIFICANT ACCOUNTING POLICIES (Continued)****2.9 衍生金融工具及對沖會計處理(續)****2.9 Derivative financial instruments and hedge accounting (Continued)**

倘當其他金融工具之某些內嵌衍生工具(例如可換股債券內之兌換期權當中並非以交換定額現金或其他金融資產以抵銷其定額權益工具作清償)的經濟性質及風險與主合約並無密切關係時,而主合約並非以公平值計量且其變動計入損益賬,則作為個別衍生工具處理。除本集團選擇指定該混成合約為以公平值計量且其變動計入損益外,此等內嵌之衍生工具按公平值計算,其公平值的變動於收益賬內確認。

Certain derivatives embedded in other financial instruments, such as the conversion option in a convertible bond where it is not settled by exchanging a fixed amount of cash or another financial asset for a fixed number of own equity instrument, are treated as separate derivatives when their economic characteristics and risks are not closely related to those of the host contract and the host contract is not carried at fair value through profit or loss. These embedded derivatives are measured at fair value with changes in fair value recognised in the income statement unless the Group chooses to designate the hybrid contracts at fair value through profit or loss.

確認公平值收益或虧損的方法取決於該衍生工具是否被指定為對沖工具,如屬者則須取決其對沖項目之性質。本集團指定若干衍生工具為已確認資產或負債公平值的對沖工具。以此方法指定並符合若干條件的衍生工具應用對沖會計處理。

The method of recognising the resulting fair value gain or loss depends on whether the derivative is designated as a hedging instrument, and if so, the nature of the item being hedged. The Group designates certain derivatives as hedges of the fair value of recognised assets or liabilities. Hedge accounting is used for derivatives designated in this way provided certain criteria are met.

本集團於訂立交易時需記錄對沖工具與所對沖項目的關係,並包括其風險管理目標及進行若干對沖交易的策略。本集團亦於開始對沖後持續就其用於對沖交易的衍生工具是否對銷公平值變動有顯著成效作出評估。

The Group documents, at the inception of the transaction, the relationship between hedging instruments and hedged items, as well as its risk management objective and strategy for undertaking various hedge transactions. The Group also documents its assessment, both at hedge inception and on an ongoing basis, of whether the derivatives that are used in hedging transactions are highly effective in offsetting changes in fair values of hedged items.

**(甲) 公平值對沖****(a) Fair value hedge**

已指定並符合條件作公平值對沖的衍生工具的公平值變動,連同與對沖風險相關的對沖資產或負債的任何公平值變動,均於收益賬內「淨買賣收入—以公平值對沖之金融工具之淨收益/虧損」項下入賬。

Changes in the fair value of derivatives that are designated and qualify as fair value hedges are recorded in the income statement under “Net trading income – Net gain/loss arising from financial instruments subject to fair value hedge”, together with any changes in the fair value of the hedged asset that are attributable to the hedged risk.

倘該對沖不再符合對沖會計處理的標準,則應用實際利率法釐定該被對沖項目賬面值的調整數,按到期前期間於收益賬內攤銷及包含在保留盈餘直至出售該被對沖項目為止。

If the hedge no longer meets the criteria for hedge accounting, the adjustment to the carrying amount of a hedged item for which the effective interest method is used is amortised to profit or loss over the period to maturity and remains in retained earnings until the disposal of the hedged item.

**2. 主要會計政策概要 (續)**

**2. SUMMARY OF SIGNIFICANT ACCOUNTING POLICIES (Continued)**

**2.9 衍生金融工具及對沖會計處理 (續)**

**2.9 Derivative financial instruments and hedge accounting (Continued)**

(乙) 不符合作對沖會計處理的衍生工具

(b) *Derivatives that do not qualify for hedge accounting*

若干衍生工具並不符合作對沖會計處理。任何不符合作對沖會計處理的衍生工具的公平值變動即時於收益賬內「淨買賣收入」項下確認。就與指定金融資產或金融負債一同管理之衍生工具而言，因其公平值變動而產生之收益及虧損列入「淨買賣收入—指定以公平值計量且其變動計入損益的金融工具之淨收益／虧損」項下。

Certain derivative instruments do not qualify for hedge accounting. Changes in the fair value of any derivative instrument that does not qualify for hedge accounting are recognised immediately in the income statement under “Net trading income”. For derivatives that are managed in conjunction with designated financial assets or financial liabilities, the gains and losses arising from changes in their fair value are included under “Net trading income – Net gain/loss arising from financial instruments designated at fair value through profit or loss”.

**2.10 對銷金融工具**

**2.10 Offsetting financial instruments**

倘有可執行法律權利對銷某些已確認金額及有意以淨額基準結算或變現資產以同時清償負債時，金融資產及負債將互相對銷，有關之淨款項於財務狀況表內呈報。

Financial assets and liabilities are offset and the net amount reported in the statement of financial position when there is a legally enforceable right to offset the recognised amounts and there is an intention to settle on a net basis, or realise the asset and settle the liability simultaneously.

**2.11 出售及回購協議**

**2.11 Sale and repurchase agreements**

有關出售附有回購協議(「回購協議」)之證券所引致之對交易對手負債已適當地包含在「對其他銀行之結欠」、「銀行存款」或「其他賬目及預提」中之結餘。按再售協議(「反向回購協議」)而購入之證券已記錄在「貸款及墊款予其他銀行」或「客戶貸款及墊款」中。出售價與回購價之差額當作利息處理及應用實際利率法在該協議期限內計提。借予交易對手之證券則保留在財務報表內。

The liability to counterparties in respect of securities sold subject to repurchase agreements (“repos”) is included in amounts due to other banks, deposits from banks, or other accounts and accruals, as appropriate. Securities purchased under agreements to resell (“reverse repos”) are recorded as loans and advances to other banks or customers, as appropriate. The difference between the sale and repurchase price is treated as interest and accrued over the life of the agreements using the effective interest method. Securities lent to counterparties are also retained in the financial statements.

借來之證券除已售予第三者且有關購入及出售記錄於賬內及收益或虧損包括在買賣收入外，將不會在財務報表內確認。借來證券之歸還責任則當作交易負債以公平值入賬。

Securities borrowed are not recognised in the financial statements, unless these are sold to third parties, in which case the purchases and sales are recorded with the gain or loss included in trading income. The obligation to return them is recorded at fair value as a trading liability.

(以港幣千元位列示)

(Expressed in thousands of Hong Kong dollars)

**2. 主要會計政策概要(續)****2. SUMMARY OF SIGNIFICANT ACCOUNTING POLICIES (Continued)****2.12 收回資產****2.12 Repossessed assets**

已收回抵押品資產之貸款不會被撤銷，並在財務狀況表內連同已作出之合適減值準備數額列賬。就拖欠償付貸款而言，本集團根據司法安排或法院法令而行使以物抵債權及回收其抵押品資產和取得資產法定擁有權，相關之貸款已被終止確認。該行使以物抵債權取得之資產持作再出售並呈報於「其他資產」項下。

Loans on which collateral assets have been repossessed are not derecognised and are carried in the statement of financial position with appropriate amounts of impairment allowances made. In the case of delinquent loans on which collateral assets have been foreclosed and repossessed by the Group pursuant to legal arrangements or court orders, and with the legal title of the assets having been passed to the Group, such loans are derecognised. The foreclosed assets held for resale are included in "Other assets".

**2.13 分項報告****2.13 Segment reporting**

營運業務分項之呈報方式與向主要營運決策人提供之內部報告方式一致。主要營運決策人為向機構分配資源並評估機構之營運分項表現之人仕或一組人仕。本集團已指定行政總裁及執行委員會成員為其主要營運決策人。

Operating segments are reported in a manner consistent with the internal reporting provided to the chief operating decision maker. The chief operating decision maker is the person or group of persons that allocates resources to and assesses the performance of the operating segments of an entity. The Group has determined the Chief Executive and members of the Executive Committee as its chief operating decision maker.

所有營業分項間之交易按公平基準進行，分項之間收益及成本於綜合賬內抵銷。在釐定營業分項之表現時，會計入直接與各分項有關之收入及支出。

All transactions between operating segments are conducted on an arm's length basis, with inter-segment revenues and costs being eliminated on consolidation. Income and expenses directly associated with each segment are included in determining operating segment performance.

根據香港財務報告準則第8號之規定，本集團有以下分項：個人銀行、商業銀行、財資、海外銀行及其他。

Based on the requirements of HKFRS 8, the Group has the following segments: Personal Banking, Commercial Banking, Treasury, Overseas Banking and Others.

**2.14 外幣換算****2.14 Foreign currency translation***(甲) 功能及呈列貨幣**(a) Functional and presentation currency*

本集團旗下各機構之財務報表中所載項目乃應用該機構營運之主要經濟環境所使用之貨幣(「功能貨幣」)計量。綜合財務報表乃以港幣呈列。港幣乃本集團之呈列貨幣及本公司及本集團主要業務之功能及呈列貨幣。

Items included in the financial statements of each of the Group's entities are measured using the currency of the primary economic environment in which the entity operates (the "functional currency"). The consolidated financial statements are presented in HK dollars, which is the Group's presentation currency and the functional and presentation currency of the Company and major part of the Group.

2. 主要會計政策概要(續)

2. SUMMARY OF SIGNIFICANT ACCOUNTING POLICIES (Continued)

2.14 外幣換算(續)

2.14 Foreign currency translation (Continued)

(乙) 交易及結餘

(b) Transactions and balances

外幣交易按交易日現行之匯率換算為有關機構的功能貨幣。該等交易結算及以外幣結算之貨幣性資產或負債按年結日之匯率換算所產生之匯兌收益及虧損，乃於收益賬內確認。

Foreign currency transactions are translated into the functional currency of the relevant entity using the exchange rates prevailing at the dates of the transactions. Foreign exchange gains and losses resulting from the settlement of such transactions and from the translation at year-end exchange rates of monetary assets and liabilities denominated in foreign currencies are recognised in the income statement.

所有於收益賬確認之外幣換算收益及虧損按淨額於收益賬之相應項目下呈列。其他全面收益項目之外幣換算收益及虧損於全面收益賬之相應項目下呈列。

All foreign exchange gains and losses recognised in the income statement are presented net in the income statement within the corresponding item. Foreign exchange gains and losses on other comprehensive income items are presented in the statement of comprehensive income within the corresponding item.

倘以外幣結算並分類為可供出售之貨幣性資產之公平值變動，會就資產之攤餘成本變動及資產賬面值其他變動產生之換算差額作出區分。與攤餘成本變動有關之換算差額於收益賬內確認，而與賬面值變動(減值除外)有關之換算差額於權益賬內確認。

In the case of changes in the fair value of foreign currency denominated monetary assets classified as available-for-sale, a distinction is made between translation differences resulting from changes in amortised cost of the assets and other changes in the carrying amount of the assets. Translation differences related to changes in the amortised cost are recognised in the income statement, and those related to changes in the carrying amount, except for impairment, are recognised in equity.

非貨幣性項目，如持有以公平值計量且其變動計入損益的股本工具投資，其換算差額將作為公平值收益或虧損之一部份呈報。若干非貨幣性項目，如歸類為可供出售之金融資產之權益證券，其換算差額則列入權益內的公平值儲備。

Translation differences on non-monetary items, such as investments in equity instruments held at fair value through profit or loss, are reported as part of the fair value gain or loss. Translation difference on certain other non-monetary items, such as equities classified as available-for-sale financial assets, are included in the fair value reserve in equity.

(以港幣千元位列示)

(Expressed in thousands of Hong Kong dollars)

**2. 主要會計政策概要(續)****2. SUMMARY OF SIGNIFICANT ACCOUNTING POLICIES (Continued)****2.14 外幣換算(續)****2.14 Foreign currency translation (Continued)***(丙) 集團旗下公司**(c) Group companies*

所有功能貨幣與呈列貨幣不同的集團實體(其均非超通脹經濟之貨幣)之業績及財務狀況按以下方式換算為呈列貨幣：

The results and financial position of all the Group's entities (none of which has the currency of a hyperinflationary economy) that have a functional currency different from the presentation currency are translated into the presentation currency as follows:

- (i) 各財務狀況表所呈列之資產及負債按財務狀況表之報告日期之收市匯率換算；
- (ii) 各收益賬之收入及支出按平均匯率換算(倘此平均值並非該等交易日期通行匯率的累積效果之合理約數，收入及支出則按交易日匯率換算)；及
- (iii) 所有兌換差額將確認為權益賬內一個獨立項目。

- (i) assets and liabilities for each statement of financial position presented are translated at the closing rate at the date of that statement of financial position;
- (ii) income and expenses for each income statement are translated at average exchange rates (unless this average is not a reasonable approximation of the cumulative effect of the rates prevailing on the transaction dates, in which case income and expenses are translated at the dates of the transactions); and
- (iii) all resulting exchange differences are recognised as a separate component of equity.

上述過程產生之匯兌差異於股東權益賬「匯兌儲備」項下呈報。

Exchange differences arising from the above processes are reported in shareholders' equity under "Exchange reserve".

於綜合賬目時，換算國外機構淨投資所產生之兌換差額，列入股東權益賬內。倘國外業務被出售，該等兌換差額將列作出售所得之部份收益或虧損在收益賬內確認。

On consolidation, exchange differences arising from the translation of the net investment in foreign entities are taken to shareholders' equity. When a foreign operation is sold, such exchange differences are recognised in the income statement as part of the gain or loss on sale.

因收購國外實體產生之商譽及公平值調整，被當作該國外實體之資產及負債處理，並按於結算日之匯率換算。

Goodwill and fair value adjustments arising on the acquisition of a foreign entity are treated as assets and liabilities of the foreign entity and translated at the closing rate.

2. 主要會計政策概要(續)

2. SUMMARY OF SIGNIFICANT ACCOUNTING POLICIES (Continued)

2.15 行產及其他固定資產

2.15 Premises and other fixed assets

行產主要包括辦公室和商舖。被歸類為融資租賃之租賃土地及其他固定資產按歷史成本減除折舊載列。歷史成本包括直接歸屬於收購該等項目之支出。成本亦可包括以外幣購買之行產及其他固定資產。其符合現金流對沖規定所產生的轉自權益賬之任何損益。

Premises comprise mainly offices and shops. Leasehold land classified as finance lease and all other fixed assets are stated at historical cost less depreciation. Historical cost includes expenditure that is directly attributable to the acquisition of the items. Cost may also include transfers from equity of any gains/losses on qualifying cash flow hedges of foreign currency purchases of premises and other fixed assets.

只有當一項資產可能給本集團帶來相關連之未來經濟利益，以及該項目之成本可以可靠地釐定時，該項資產之後期成本才會列於資產之賬面值中或作為個別資產確認(視乎適合而定)。資產被更換部份之賬面值會被撤銷確認。所有其他維修開支均於產生之財政期間於收益賬內扣除。

Subsequent costs are included in the asset's carrying amount or recognised as a separate asset, as appropriate, only when it is probable that future economic benefits associated with the item will flow to the Group and the cost of the item can be measured reliably. The carrying amount of the replaced part is derecognised. All other repairs and maintenance are expensed in the income statement during the financial period in which they are incurred.

被歸類為融資租賃之租賃土地從該土地權益投入預定意向用途時開始攤銷。被歸類為融資租賃之租賃土地的攤銷及其他資產的折舊應用直線法計算，並按以下列示之可使用年期分攤其成本至餘值：

Leasehold land classified as finance lease commences amortisation from the time when the land interest becomes available for its intended use. Amortisation on leasehold land classified as finance lease and depreciation on other assets is calculated using the straight-line method to allocate their cost to their residual values over their estimated useful lives, as follows:

- 行產 於50年或剩餘租賃年期兩者之間較短期者
- 傢俬、裝置、設備及汽車 於估計使用年期(一般在3至10年之間)

- Premises Over the shorter of 50 years or remaining period of lease
- Furniture, fittings, equipment and motor vehicles Over the estimated useful lives generally between 3 and 10 years

資產之剩餘價值及使用年期於每個報告期末將被評估，並在合適之情況下作出調整。

The assets' residual values and useful lives are reviewed, and adjusted if appropriate, at each end of the reporting period.

倘資產之賬面值高於其估計可回收金額，則該資產之賬面值將即時被減值至其可回收金額(附註2.18)。

An asset's carrying amount is written down immediately to its recoverable amount if the asset's carrying amount is greater than its estimated recoverable amount (Note 2.18).

出售之收益及虧損按比較所得款項與賬面值釐定及確認於收益賬之「出售行產及其他固定資產及行產重估之淨收益/虧損」項內。

Gain and losses on disposals are determined by comparing the proceeds with the carrying amount and are recognised within "Net gain/loss on disposal and revaluation of premises and other fixed assets" in the income statement.

## NOTES TO THE FINANCIAL STATEMENTS

(以港幣千元位列示)

(Expressed in thousands of Hong Kong dollars)

**2. 主要會計政策概要(續)****2. SUMMARY OF SIGNIFICANT ACCOUNTING POLICIES (Continued)****2.16 投資物業****2.16 Investment properties**

持作收取長期租金收益或獲取資本增值或兩者兼得且並非由集團旗下公司所佔用之物業被歸類為投資物業。

Property that is held for long-term rental yields or for capital appreciation or both, and that is not occupied by the companies in the consolidated Group, is classified as investment property.

投資物業包括根據經營租賃持有之土地及根據融資租賃持有之樓宇。

Investment property comprises land held under operating lease and buildings held under finance lease.

當根據經營租賃持有之土地符合投資物業其餘定義之條件，該等土地將歸類為投資物業及據此進行會計處理。經營租賃當作融資租賃進行會計處理。

Land held under operating lease is classified and accounted for as investment property when the rest of the definition of investment property is met. The operating lease is accounted for as if it were a finance lease.

投資物業最初以成本值(包括相關交易費用)計量。

Investment property is measured initially at its cost, including related transaction costs.

在初始確認後，投資物業按公平值列賬。公平值乃以活躍市場之價格為基礎，於需要時就特定之資產性質、地點或狀況之任何差異作出調整。倘該等資料無法得到，本集團則應用替代估值法，例如按次活躍市場最近之價格或貼現現金流量預測進行估值。該等估值乃依照國際估值準則委員會頒佈之指引完成。該等估值每年由外聘估值師進行。重建並持續用作投資物業之投資物業，或其市場活躍度下降之投資物業繼續按公平值計量。

After initial recognition, investment property is carried at fair value. Fair value is based on active market prices, adjusted, if necessary, for any difference in the nature, location or condition of the specific asset. If this information is not available, the Group uses alternative valuation methods such as recent prices on less active markets or discounted cash flow projections. These valuations are performed in accordance with the guidance issued by the International Valuation Standards Committee. These valuations are reviewed annually by external valuers. Investment property that is being redeveloped for continuing use as investment property, or for which the market has become less active, continues to be measured at fair value.

投資物業之公平值反映(其中包括)現時租賃之租金收入及按現行市況預期之未來租金收入。

The fair value of investment property reflects, among other things, rental income from current leases and assumptions about rental income from future leases in the light of current market conditions.

只有當與該項目可能給本集團帶來關連之未來經濟利益及該項目之成本可被可靠地計量時，後期開支才會計入該資產之賬面值。所有其他維修支出於其產生之相關財政期間記入收益賬內。

Subsequent expenditure is charged to the asset's carrying amount only when it is probable that future economic benefits associated with the item will flow to the Group and the cost of the item can be measured reliably. All other repairs and maintenance costs are expensed in the income statement during the financial period in which they are incurred.

公平值變動於收益賬內確認。

Changes in fair values are recognised in the income statement.

**2. 主要會計政策概要(續)**

**2.16 投資物業(續)**

倘投資物業由本集團旗下公司所佔用，則重新歸類為行產及其他固定資產，其於重新歸類日期之公平值將成為其成本值。

倘某些行產及其他固定資產因其用途改變而轉為投資物業，根據香港會計準則第16號，該資產於轉讓日之賬面值與公平值間任何差額，將當作行產及其他固定資產之重估而確認於權益賬內。然而，倘該公平值增值抵銷過往之減值虧損，該增值則於收益賬內確認。

**2.17 商譽及無形資產**

商譽指收購之成本超逾本集團應佔被收購者於收購日期之可認明資產及負債公平值淨值之金額。商譽按成本減所有累積虧損列示。商譽將每年進行減值測試。商譽的減值虧損不能回撥，出售實體之收益及虧損包含該出售實體之商譽賬面值。

商譽須被分配至各現金產生單位以作為其減值測試。所分配之單位為預期可受惠於產生該商譽之業務合併之各現金產生單位或各組現金產生單位。

倘因收購而產生之無形資產可與商譽獨立確認，或倘因合約或其他法律權利而產生之無形資產，及其價值可以可靠地估計，則無形資產與商譽分開確認。無形資產包括核心存款、合約及客戶關係無形資產，以及商標。無形資產根據預計使用年期按成本減攤銷及／或累積減值虧損列示。攤銷按其介乎5至12年之預計使用年期以餘額遞減法計算。

**2. SUMMARY OF SIGNIFICANT ACCOUNTING POLICIES (Continued)**

**2.16 Investment properties (Continued)**

If an investment property becomes owner-occupied, it is reclassified as premises and other fixed assets, and its fair value at the date of reclassification becomes its cost for accounting purposes.

If an item of premises and other fixed assets becomes an investment property because its use has changed, any difference resulting between the carrying amount and the fair value of this item at the date of transfer is recognised in equity as a revaluation of premises and other fixed assets under HKAS 16. However, if a fair value gain reverses a previous impairment loss, the gain is recognised in the income statement.

**2.17 Goodwill and intangible assets**

Goodwill represents the excess of the cost of an acquisition over the Group's share of the net fair value of the identifiable assets and liabilities of the acquiree as at the date of acquisition. Goodwill is carried at cost less any accumulated impairment losses. Goodwill is tested annually for impairment. Impairment losses on goodwill are not reversed. Gains and losses on the disposal of an entity include the carrying amount of goodwill relating to the entity sold.

Goodwill is allocated to cash-generating units for the purpose of impairment testing. The allocation is made to those cash-generating units or groups of cash-generating units that are expected to benefit from the business combination on which the goodwill arose.

Intangible assets arising from an acquisition are recognised separately from goodwill when they are separable or arise from contractual or other legal rights, and their value can be measured reliably. They include core deposits, contracts and customer relationships intangible assets, and trade names. Intangible assets are stated at cost less amortisation, and/or accumulated impairment losses. Amortisation is calculated based on estimated useful life ranging from 5 to 12 years using a diminishing balance method.

(以港幣千元位列示)

(Expressed in thousands of Hong Kong dollars)

**2. 主要會計政策概要(續)****2. SUMMARY OF SIGNIFICANT ACCOUNTING POLICIES (Continued)****2.18 商譽、無形資產及非金融資產之減值****2.18 Impairment of goodwill, intangible assets and non-financial assets**

具無使用期限或未能使用之資產將不會被攤銷，但每年須作減值測試。倘出現某些事件或環境變化顯示其賬面值可能不可收回時，該等資產將作減值檢查。資產賬面值超逾可收回金額之數額被確認為減值虧損。可收回金額乃扣除出售費用後之資產公平值及使用價值之較高者。該等資產按最原始類別分類(現金產生單位)從而分別認明其現金流，藉以用作減值評估用途。除商譽外，非金融資產於各報告期就其減值之回撥可能性作出審閱。

Assets that have an indefinite useful life or are not yet available for use are not subject to amortisation, but are tested annually for impairment. Assets are reviewed for impairment whenever events or changes in circumstances indicated that the carrying amount may not be recoverable. An impairment loss is recognised for the amount by which the asset's carrying amount exceeds its recoverable amount. The recoverable amount is the higher of an asset's fair value less costs to sell and value in use. For the purposes of assessing impairment, assets are grouped at the lowest levels (cash-generating units) for which there are separately identifiable cash flows. Non-financial assets other than goodwill that suffered an impairment are reviewed for possible reversal of the impairment at each reporting date.

在本公司的財務報表，如從附屬公司或聯營公司收取的股息超過其在該宣派年度的所佔全面收益總額，或其在本公司之財務狀況表內的賬面值超過在其綜合財務狀況表內包括商譽的所佔淨資產值時，亦須為該等投資作減值測試。

In the Company's financial statements, impairment testing of the investment in a subsidiary or associate is also required upon receiving dividend from that entity if the dividend exceeds the Company's share of the total comprehensive income of that entity concerned in the period the dividend is declared or if the carrying amount of that entity in the Company's statement of financial position exceeds the Company's share of the carrying amount of that entity's net assets including goodwill in its consolidated statement of financial position.

**2.19 即期及遞延稅項****2.19 Current and deferred income tax**

本期稅項支出包括即期及遞延稅項。除直接於其他全面收益確認之項目，其相關稅項在其他全面收益之相應項目內確認外，稅項在收益賬內確認。

The tax expense for the period comprises current and deferred tax. Tax is recognised in the income statement, except to the extent that it relates to items recognised directly in other comprehensive income. In such case, the tax is recognised in other comprehensive income within the corresponding item.

即期稅項支出按照本公司之附屬公司、聯營公司及合營公司其獲得應課稅收入之地區於報告期末已頒佈或實質上已頒佈之稅法作為基準計算。管理層定期就適用稅例內須作詮釋之情況評估報稅表內之申報狀況，並在適當時按預計須繳付予稅務機關之金額作為撥備基準。

The current income tax charge is calculated on the basis of the tax laws enacted or substantially enacted at the end of the reporting period in the countries where the Company's subsidiaries, associates and joint ventures generate taxable income. Management periodically evaluates positions taken in tax returns with respect to situations in which applicable tax regulation is subject to interpretation. It establishes provisions where appropriate on the basis of amounts expected to be paid to the tax authorities.

**2. 主要會計政策概要(續)**

**2.19 即期及遞延稅項(續)**

遞延稅項乃根據資產及負債的稅基值及其於財務報表內賬面值之暫時差異按負債法確認。遞延稅項應用於報告期末已經或基本已經實施及預計於相關遞延稅項資產變現或遞延稅項負債清償時將適用之稅率釐定。

倘暫時差異可用以對銷日後有可能出現之應課稅溢利時，應列作遞延所得稅資產入賬。結轉稅項虧損的稅務影響於該等虧損可用於抵銷未來可能產生之應課稅利潤時確認為資產。

除非暫時差異之撥回由本集團控制及該暫時差異很可能不會在可見未來撥回，本集團已就投資於附屬公司、聯營公司及共同控制實體而產生之暫時差異作出撥備。

有關投資物業之遞延稅項乃根據假設該等投資物業是通過出售來回收其賬面值之稅務效應而計量。

與重新計量可供出售投資之公平值相關之遞延稅項，亦直接在權益賬扣除或計入權益賬，其後於有關投資變現時於收益賬內確認。

**2.20 僱員福利**

*(甲) 退休金責任*

集團提供一項強制性公積金及多項界定供款退休計劃，計劃之資產一般由獨立管理之基金持有。退休金計劃由集團相關公司與員工供款。

**2. SUMMARY OF SIGNIFICANT ACCOUNTING POLICIES (Continued)**

**2.19 Current and deferred income tax (Continued)**

Deferred income tax is recognised, using the liability method, on temporary differences arising between the tax bases of assets and liabilities and their carrying amounts in the financial statements. Deferred income tax is determined using tax rates that have been enacted or substantially enacted by the end of the reporting period and that are expected to apply when the related deferred income tax asset is realised or the deferred income tax liability is settled.

Deferred income tax assets are recognised only to the extent that it is probable that future taxable profit will be available against which the temporary differences can be utilised. The tax effects of income tax losses available for carry forward are recognised as an asset when it is probable that future taxable profits will be available against which these losses can be utilised.

Deferred income tax is provided on temporary differences arising on investments in subsidiaries, associates and jointly controlled entities, except where the timing of the reversal of the temporary difference is controlled by the Group and it is probable that the temporary difference will not reverse in the foreseeable future.

Deferred income tax related to investment properties is measured according to the tax consequence on the presumption that they are recovered entirely through sale.

Deferred income tax related to fair value re-measurement of available-for-sale investments, which is charged or credited directly to equity, is also credited or charged directly to equity and is subsequently recognised in the income statement upon the realisation of relevant investments.

**2.20 Employee benefits**

*(a) Pension obligations*

The Group offers a mandatory provident fund scheme and a number of defined contribution plans, the assets of which are generally held in separate trustee-administered funds. These pension plans are funded by payments from employees and by the relevant Group companies.

(以港幣千元位列示)

(Expressed in thousands of Hong Kong dollars)

**2. 主要會計政策概要(續)****2. SUMMARY OF SIGNIFICANT ACCOUNTING POLICIES (Continued)****2.20 僱員福利(續)****2.20 Employee benefits (Continued)***(甲) 退休金責任(續)**(a) Pension obligations (Continued)*

集團向強制性公積金計劃及界定供款退休計劃支付之供款在已付時當作費用支銷。除向強制性公積金供款外，集團可將員工在未全數取得既得之利益前退出計劃而被沒收之僱主供款用作扣減供款。

The Group's contributions to the mandatory provident fund schemes and defined contribution retirement schemes are expensed as incurred. Other than mandatory provident fund contribution, the Group's contributions may be reduced by contributions forfeited by those employees who leave prior to vesting fully in the contributions.

*(乙) 以股份為基礎之報酬**(b) Share-based compensation*

在以股份作為基礎支付之報酬計劃，本集團可選擇於行使日而向承授人支付認股權之現金價值或發行新股份。於授出期間列作支出之總額乃經參考授出之認股權根據支付方式之公平值後釐定。

The Group has the choice to pay the intrinsic value of the share option or to issue new shares to a grantee at the date of exercise under the share-based compensation plans. The total amount to be expensed over the vesting period is determined by reference to the fair value according to settlement type.

以現金支付之以股份作為基礎支付之報酬，支出總額為所授出之認股權之公平值。該公平值將於每個報告期內重新計量，而任何成本變動於收益賬內確認及相應調整和列於「負債」。

For cash-settled share-based compensation, the total cost is the fair value of the options granted, with re-measurement at each reporting period with any change in the cost recognised in the income statement, with a corresponding credit or adjustment to the "Liabilities".

以股權支付之以股份作為基礎支付之報酬，支出總額為所授出之認股權於授出日之公平值，及相應金額於股東資金「以股份作為基礎報酬之儲備」項下確認。於授出日所釐定的支出總額將根據認股權期內生效條款於收益賬內確認。在認股權被行使時，本公司將會發行新股份以支付其承擔，及除確認於行使日所發行之每股新股份之已付股本之賬面值外，於「以股份作為基礎報酬之儲備」轉撥相關金額至「股份溢價」項下。

For equity-settled share-based compensation, the total cost is measured and recognised based on the fair value of the equity options at the grant date, with a corresponding credit to the "Share-based compensation reserve" in the shareholders' funds. The total cost, which is fixed based on the fair value at the grant date, is charged to income statement in accordance with the terms of the vesting of the options over time. When the options are exercised, the Company will issue new shares to settle its obligation, and transfer applicable amount from the "Share-based compensation reserve" to the "Share premium" account, in addition to the booking of paid-up capital at par for each new share to be issued upon the exercise of the option.

*(丙) 僱員應享假期**(c) Employee leave entitlements*

僱員應享年假和長期服務休假福利已在僱員提供服務時確認。本集團於截至報告期末已就僱員提供服務而應享之年假及長期服務休假之估計負債作出撥備。

Employee entitlements to annual leave and long service leave are recognised when they accrue to employees. An accrual is made for the estimated liability for annual leave and long service leave as a result of services rendered by employees up to the end of the reporting period.

**2. 主要會計政策概要(續)**

**2. SUMMARY OF SIGNIFICANT ACCOUNTING POLICIES (Continued)**

**2.20 僱員福利(續)**

**2.20 Employee benefits (Continued)**

(丁) 獎金計劃

(d) Bonus plans

當本集團因為僱員提供服務而產生之即時或推定應付獎金責任，而有關金額須在報告期末後12個月內償付並能可靠地估計時，則該獎金計劃之負債將被確認。

Liabilities for bonus plans due wholly within twelve months after the end of the reporting period are recognised when the Group has a present or constructive obligation as a result of services rendered by employees and a reliable estimate of the obligation can be made.

**2.21 撥備**

**2.21 Provisions**

倘本集團因過往事件而產生即時法律或推定責任；可能須就解除責任而導致經濟資源流失之可能性高於不會導致資源流失之可能性；及可就承擔之款額作出可靠估計時，則需確認重組成本及法律索償之撥備。重組撥備包括終止租賃罰金及終止聘約付款。未來經營虧損則不會確認為撥備。

Provisions for restructuring costs and legal claims are recognised when: the Group has a present legal or constructive obligation as a result of past events; it is more likely than not that an outflow of resources will be required to settle the obligation; and the amount has been reliably estimated. Restructuring provisions comprise lease termination penalties and employee termination payments. Provisions are not recognised for future operating losses.

倘有多項同類責任時，解除該等責任導致損失之可能性按責任之類別作整體釐定。即使在同一類別責任內任何一項目導致損失之可能性可能會很小，亦需就此確認撥備。

Where there are a number of similar obligations, the likelihood that an outflow will be required in settlement is determined by considering the class of obligations as a whole. A provision is recognised even if the likelihood of an outflow with respect to any one item included in the same class of obligations may be small.

**2.22 租賃**

**2.22 Leases**

(甲) 經營租賃

(a) Operating lease

出租人仍保留重大風險及回報之租賃歸類為經營租賃。經營租賃內之支出(經扣除收取自出租人之任何優惠)，於租賃期間以直線法在收益賬中支銷。

Leases in which a significant portion of the risks and rewards of ownership are retained by the lessor are classified as operating leases. Payments made under operating leases (net of any incentives received from the lessor) are expensed in the income statement on a straight-line basis over the period of the lease.

根據經營租賃，倘本集團為出租人時，訂約出租之資產在綜合財務狀況表列為固定資產。該等資產按自有同類固定資產之基準，於其預計使用年期內折舊。租金收入扣除給予承租人之任何優惠後以直線法於租賃期限內確認。

Where the Group is a lessor under operating leases, assets leased out are included in fixed assets in the consolidated statement of financial position. They are depreciated over their expected useful lives on a basis consistent with similar owned fixed assets. Rental income (net of any incentives given to lessees) is recognised on a straight-line basis over the lease term.

(以港幣千元位列示)

(Expressed in thousands of Hong Kong dollars)

**2. 主要會計政策概要(續)****2. SUMMARY OF SIGNIFICANT ACCOUNTING POLICIES (Continued)****2.22 租賃(續)****2.22 Leases (Continued)****(乙) 融資租賃****(b) Finance lease**

倘本集團重大地持有擁有權之所有風險及回報，有關資產租賃則歸類為融資租賃。融資租賃在租賃開始時按租賃物業之公平值及最低租賃付款之現值中較低者作資產化。每項租賃付款在負債及融資支出間作出分配以達致未償融資餘額反映固定息率。扣除融資支出後相應之租賃責任則包括於負債內。根據融資租賃而收購之投資物業按其公平值列值。

Leases of assets where the Group has substantially all the risks and rewards of ownership are classified as finance leases. Finance leases are capitalised at the lease's commencement at the lower of the fair value of the leased property and the present value of the minimum lease payments. Each lease payment is allocated between the liability and finance charges so as to achieve a constant rate on the finance balance outstanding. The corresponding rental obligations, net of finance charges, are included as liabilities. The investment properties acquired under finance leases are carried at their fair value.

倘本集團為融資租賃出租人時，租賃項下之應付款項(扣除尚未獲得之融資收益)確認為應收賬款，並列入「各項貸款及其他賬目」賬項內。隱含在租賃應收賬款之融資收入於租賃期間撥入收益賬，以達致每個會計期間就未償還之投資淨額之固定回報率。

Where the Group is a lessor under finance leases, the amounts due under the leases, net of unearned finance income, are recognised as a receivable and are included in "Advances and other accounts". Finance income implicit in rentals receivable is credited to the income statement over the lease period so as to produce a constant periodic rate of return on the net investment outstanding for each accounting period.

**2.23 受託業務****2.23 Fiduciary activities**

本集團一般以託管人及其他信託方式行事，代表個人、信託及其他機構持有或存置資產。由於該等資產及其所產生的收入並非本集團之資產，故不會於本集團之財務報表中列賬。

The Group commonly acts as trustees and in other fiduciary capacities that result in the holding or placing of assets on behalf of individuals, trusts and other institutions. These assets are excluded from the Group's financial statements, as they are not assets of the Group.

**2.24 股本****2.24 Share capital**

普通股股份被分類為權益，發行新股份應佔之新增支出，於除稅後從實收款項中扣除，並呈列於權益賬內。

Ordinary shares are classified as equity. Incremental costs directly attributable to the issue of new shares are shown in equity as a deduction, net of tax, from the proceeds.

普通股股份之股息在財務報表內獲股東批准之期間確認為負債。

Dividends on ordinary shares are recognised as a liability in the financial statements in the period in which they are approved by shareholders.

**2. 主要會計政策概要(續)**

**2. SUMMARY OF SIGNIFICANT ACCOUNTING POLICIES (Continued)**

**2.25 現金及等同現金項目**

**2.25 Cash and cash equivalents**

就現金流量表而言，現金及等同現金項目包括由購入日起計3個月內到期的結餘，包括現金、銀行及其他金融機構結餘、國庫債券、其他合適投資票據及存款證及可即時變現而不涉及重大風險之證券投資。

For the purposes of the cash flow statement, cash and cash equivalents comprise balances with less than three months' maturity from the date of acquisition, including: cash, balances with banks and other financial institutions, treasury bills, other eligible bills and certificates of deposit and investment securities which are readily convertible to cash and are subject to an insignificant risk of changes in value.

**2.26 財務擔保合約**

**2.26 Financial guarantee contracts**

財務擔保合約是指發行人須就某指定債務人未能根據債務合約的條款支付到期債務時須向合約持有人支付指定款項以償付其損失之合約。該等財務擔保乃代表客戶授予銀行、金融機構及其他團體以擔保其貸款、透支及其他銀行信貸，及有關客戶履行合約責任、其他人士預付款項、投標、留存及支付入口稅款而授予其他人士。

Financial guarantee contracts are contracts that require the issuer to make specified payments to reimburse the holder for a loss it incurs because a specified debtor fails to make payments when due, in accordance with the terms of a debt instrument. Such financial guarantees are given to banks, financial institutions and other bodies on behalf of customers to secure loans, overdrafts and other banking facilities, and to other parties in connection with the performance of customers under obligations related to contracts, advance payments made by other parties, tenders, retentions and the payment of import duties.

財務擔保最初於授予日時以公平值確認於財務報表。在初始確認後，本集團之擔保負債以根據香港會計準則第37號「準備、或然負債及或然資產」釐定之數額及扣除確認累計攤銷後之初步確認數額兩者之間之較高者計量。與財務擔保有關之負債變動計入收益賬。

Financial guarantees are initially recognised in the financial statements at fair value on the date the guarantee was given. Subsequent to initial recognition, the Group's liabilities under such guarantees are measured at the higher of the amount determined in accordance with HKAS 37 Provisions, Contingent Liabilities and Contingent Assets and the amount initially recognised less cumulative amortisation recognised. Any changes in the liability relating to financial guarantees are taken to the income statement.

**2.27 或然負債及或然資產**

**2.27 Contingent liabilities and contingent assets**

或然負債指因為過往事件而可能引起之承擔，而其存在只能就集團控制範圍以外之一宗或多宗不確定未來事件之出現而被確認。或然負債亦可能是因為過往事件引致之現有承擔，但由於可能不需要有經濟資源流失，或承擔金額未能可靠衡量而未有記賬。

A contingent liability is a possible obligation that arises from past events and whose existence will only be confirmed by the occurrence or non-occurrence of one or more uncertain future events not wholly within the control of the Group. It can also be a present obligation arising from past events that is not recognised because it is not probable that an outflow of economic resources will be required or the amount of obligation cannot be measured reliably.

(以港幣千元位列示)

(Expressed in thousands of Hong Kong dollars)

**2. 主要會計政策概要(續)****2. SUMMARY OF SIGNIFICANT ACCOUNTING POLICIES (Continued)****2.27 或然負債及或然資產(續)****2.27 Contingent liabilities and contingent assets (Continued)**

或然負債不會被確認，但會在財務報表附註中披露。假若資源流失之可能性改變而導致資源可能流失，則被確認為撥備。

A contingent liability is not recognised but is disclosed in the notes to the financial statements. When a change in the probability of an outflow occurs so that outflow is probable, it will then be recognised as a provision.

或然資產指因為過往事件而可能產生之資產，而其存在只能就集團控制範圍以外之一宗或多宗不確定事件之出現而被確認。

A contingent asset is a possible asset that arises from past events and whose existence will be confirmed only by the occurrence or non-occurrence of one or more uncertain events not wholly within the control of the Group.

或然資產不會被確認，但會於經濟收益有可能獲得時在財務報表附註中披露。若實質確定有收益獲得時，則被確認為資產。

A contingent asset is not recognised but is disclosed in the notes to the financial statements when an inflow of economic benefits is probable. When such inflow is virtually certain, an asset is recognised.

**3. 財務風險管理****3. FINANCIAL RISK MANAGEMENT**

本集團之營運業務承受著不同之財務風險，該等業務活動涉及分析、評估、接受及管理若干程度之風險或組合風險。須承擔風險乃金融業務之核心部份，而操作風險乃從事業務不可避免之後果。因此，本集團之目標為適當地平衡風險與回報，並將對本集團財務表現所潛在的不良影響減至最低。

The Group's activities expose it to a variety of financial risks and those activities involve the analysis, evaluation, acceptance and management of some degree of risk or combination of risks. Taking risk is core to the financial business, and operational risks are an inevitable consequence of being in business. The Group's aim is therefore to achieve an appropriate balance between risk and return and minimise potential adverse effects on the Group's financial performance.

本集團之風險管理政策旨在認明及分析此等風險，設定合適之風險額度和控制，監控風險及使用可靠和先進之資訊系統以嚴守額度。本集團定期審視其風險管理政策及系統以反映市場、產品及最佳慣例之變化。

The Group's risk management policies are designed to identify and analyse these risks, to set appropriate risk limits and controls, and to monitor the risks and adherence to limits by means of reliable and up-to-date information systems. The Group regularly reviews its risk management policies and systems to reflect changes in markets, products and emerging best practice.

風險管理乃遵循董事會批准之整體策略和政策而執行。董事會授權執行委員會及風險管理及合規委員會(「風險管理及合規委員會」)監督及指導不同風險之管理，並由集團風險部及不同之功能委員會專責管理和處理。此外，內部審核處負責獨立審查風險管理及控制狀況。

Risk management is carried out pursuant to the overall strategy and policies approved by the Board of Directors. The Executive Committee and the Risk Management and Compliance Committee ("RMCC") under the authority delegated by the Board oversee and guide the management of different risks which are more particularly managed and dealt with by the Group Risk Division and different functional committees. In addition, Internal Audit is responsible for the independent review of risk management and the control environment.

### 3. 財務風險管理(續)

董事會已審定通過包含2013年本集團風險偏好闡明之風險策略框架以進一步提升風險管治及風險管理水平。經考慮整體業務策略及方針後，該風險策略制定了本集團之核心價值及其高層次之風險管理方針。就風險偏好闡明而言，其制定本集團在追求回報及主要企業目標中對風險假設事項之容忍度，並涵蓋包括股東回報率的目標、盈利波幅、償付能力及其他主要風險措施等範疇。集團風險部負責持續監控、恪守風險偏好闡明及定期向風險管理及合規委員會及董事會報告。

最主要之風險類別為信貸風險、流動資金風險、市場風險和操作風險。市場風險包括外匯風險、利率風險及定價風險。

#### 3.1 應用金融工具策略

本集團接受定息或浮息及不同年期之客戶存款，並以此取得之資金投資於各種類別的資產以賺取息差收入。本集團尋求透過整合短期資金及按較高利率借出較長期之款項以增加此等息差收入，同時並保持足夠之流動資金以應付可能須付之所有到期債務。

本集團亦按信貸風險及市場情況，透過向商業及零售借款人貸款賺取息差，以及向客戶收取合理費用及佣金。此等活動風險不單涉及資產負債表內之貸款及墊款，亦涉及本集團提供擔保及其他承擔，例如信用證及其他承諾。

本集團亦通過交易所及場外交易買賣包括衍生工具之金融工具，藉著證券、債券、貨幣、利率及商品價格之短期波動賺取利潤。董事會制定交易限額以控制不同程度之市場持倉風險。除指定對沖安排外，有關外匯及利率之風險一般以訂立對銷持倉(包括與客戶及市場對手之交易)或利用衍生工具作對沖，藉此控制有關市場持倉套現之現金淨值。

### 3. FINANCIAL RISK MANAGEMENT (Continued)

To further enhance the risk governance and risk management standards, the Board has approved a Risk Strategy framework that also covers the Group's Risk Appetite Statement in 2013. The Risk strategy sets out the core values and high level risk management direction of the Group, taking account of the overall business strategy and direction. As for the Risk Appetite Statement, it sets out the tolerance for the assumption of risk by the Group in the pursuit of return and key corporate objectives and covers the areas including target returns to shareholders, earnings volatility, solvency and other key risk measures. The Group Risk Division is responsible for the ongoing monitoring of the compliance with the Risk Appetite Statement and the regular reporting of the status to the RMCC and the Board.

The most important types of risk are credit risk, liquidity risk, market risk and operational risk. Market risk includes currency risk, interest rate risk and other price risks.

#### 3.1 Strategy in using financial instruments

The Group accepts deposits from customers at both fixed and floating rates, and for various periods, and seeks to earn positive interest margins by investing and lending these funds in a wide range of assets. The Group seeks to increase these margins by consolidating short-term funds and lending for longer periods at higher rates, while maintaining sufficient liquidity to meet all claims that might fall due.

The Group also seeks to apply its interest margins through its lending to commercial and retail borrowers and to charge customers appropriate fees and commission, taking into consideration credit risk and market conditions. Such exposures involve not just on-balance sheet loans and advances, as the Group also enters into guarantees and other commitments such as letters of credit, performance and other bonds.

The Group also trades in financial instruments where it takes positions in exchange-traded and over-the-counter instruments, including derivatives, to take advantage of short-term market movements in equities and bonds and in currency, interest rate and commodity prices. The Board places trading limits on the level of exposures that can be taken in relation to market positions. Apart from specific hedging arrangements, foreign exchange and interest rate exposures are normally offset by entering into counterbalancing positions (including transactions with customers or market counterparties), or by the use of derivatives, thereby controlling the variability in the net cash amounts required to liquidate market positions.

(以港幣千元位列示)

(Expressed in thousands of Hong Kong dollars)

**3. 財務風險管理 (續)****3. FINANCIAL RISK MANAGEMENT (Continued)****3.1 應用金融工具策略 (續)****3.1 Strategy in using financial instruments (Continued)**

本集團亦應用利率掉期及其他利率衍生工具以減輕因利率變動令定息資產公平值下降或定息有期負債公平值上升之利率風險。若干金融工具被用作公平值對沖，對沖項目之細節，包括被對沖項目、金額、利率、對沖期及目的，皆於各公平值對沖項目開始時被確定和記錄，亦於開始對沖時按預期基礎評估及不時根據實際經驗及估價重新評估對沖有效性。倘公平值對沖關係不符合對沖會計的有效性測試標準，則對沖會計方法將於此公平值對沖失效日起停止。

The Group also uses interest rate swap and other interest rate derivatives to mitigate interest rate risk arising from changes in interest rates that will result in decrease in the fair value of fixed rate assets or increase in the fair value of fixed rate liabilities. Part of these financial instruments are designated as fair value hedges, and the terms of hedge including hedged item, amount, interest rates, hedge period and purpose are determined and documented at the inception of each fair value hedge. Hedge effectiveness is assessed at inception on a prospective basis and is reassessed, on an ongoing basis, based on actual experience and valuation. Fair value hedge relationships that do not meet the effectiveness test requirement of hedge accounting are discontinued with effect from the date of ineffectiveness of the fair value hedge.

**3.2 信貸風險****3.2 Credit risk**

本集團之主要信貸風險為借款人或交易對手未能履行對本集團之償款責任。此等責任乃源自本集團之貸款及投資活動、以及金融工具之買賣(包括衍生工具)。

The Group's main credit risk is that borrowers or counterparties may default on their payment obligations due to the Group. These obligations arise from the Group's lending and investment activities, and trading of financial instruments (including derivatives).

本集團設有集團信貸委員會負責批核重大的信貸風險敞口。信貸管理委員會(「信貸管理委員會」)與財資及投資風險委員會(「財資及投資風險委員會」)乃是分別負責制訂貸款及財資業務之信貸政策及監察其組合之功能委員會，該等委員會由行政總裁擔任主席並由若干執行董事及高級業務及信貸人員組成。信貸風險計量，承保、批核和監測之規定都詳列於信貸政策內。

The Group has a Group Credit Committee for approving major credit exposures. The Credit Management Committee ("CMC") and the Treasury & Investment Risk Committee ("TIRC") are the functional committees responsible for credit policy formulation and portfolio monitoring of the loan and treasury businesses respectively. These committees are all chaired by the Chief Executive with certain Executive Directors and senior business and credit officers as members. Credit risk measurement, underwriting, approval and monitoring requirements are detailed in credit policies.

本集團以審慎基礎管理各類型的信貸風險。信貸批核須規限在信貸政策所設定之參數之內，並且須由各級管理層人員按既定之指引及授權批核。管理層、信貸委員會及集團風險部會定期監察及控制信貸風險敞口、信貸限額及資產質素。本集團內部審核師亦會作定期檢閱及審核以確保信貸政策，程序及規管指引得以遵從。

The Group manages all types of credit risk on a prudent basis. Credits are extended within the parameters set out in the credit policies and are approved by different levels of management based upon established guidelines and delegated authorities. Credit exposures, limits and asset quality are regularly monitored and controlled by management, credit committees and Group Risk Division. The Group's internal auditors also conduct regular reviews and audits to ensure compliance with credit policies and procedures, and regulatory guidelines.

3. 財務風險管理 (續)

3. FINANCIAL RISK MANAGEMENT (Continued)

3.2 信貸風險 (續)

3.2 Credit risk (Continued)

本集團已就新產品及業務建立了有關審核及審閱的政策與程序；亦已制定了信貸政策，內容包括貸款評級或信貸評分、流程及減值政策各方面的細節。

The Group has established policies and processes for the approval and review of new products and activities, and credit policies with details of the loan grading, or credit scoring, processes and impairment policies.

3.2.1 信貸風險計量

3.2.1 Credit risk measurement

(甲) 貸款及墊款

(a) Loans and advances

本集團在評估按交易對手級別之客戶和銀行及其他財務機構之貸款及墊款之信貸風險時，集中考慮之3個因素為(i)客戶或交易對手之信貸風險；(ii)客戶及交易對手之現有風險額；及(iii)減值準備數額。

In measuring credit risk of loans and advances to customers and to banks and other financial institutions at a counterparty level, the Group focuses on three components, namely (i) credit risk of the client or counterparty; (ii) current exposures to client or counterparty; and (iii) the amount of impairment allowances.

(i) 本集團按所擬定之內部評級方法來評定企業客戶之信貸素質。該等方法為內部研發，結合一般信貸分析和信貸評審人員之判斷，且當外來所得之資料獲得時與之進行對比。本集團客戶將劃分為13種組別並歸納為3大評級類別如呈列於附註3.2.3內。當借款人信貸素質評估及經營環境轉變時，其風險將轉移至各不同信貸級別及評級類別。評級方法將持續審查及於有需要時更新。

(i) The Group assesses the credit quality of corporate clients using an internal rating tool. It is developed internally and combines general credit analysis and judgements of credit officers, and is reviewed, where available, by comparison with externally available data. The Group's rating scale has 13 grades which are segmented into three broad rating classes as shown in Note 3.2.3. Credit exposures migrate between credit grades and rating classes as the assessment of credit quality on the borrower and business environment changes. The rating tool is kept under review and upgraded as necessary.

個人客戶之信貸素質是基於信貸政策中的既定準則及信貸局之外部市場數據作出評估。與商業銀行業務無關之個人授信基本上依據其拖欠情況以組合基礎進行監察。

Credit quality of personal clients is assessed using established criteria in credit policies and external market data from credit bureau. Loans to individuals not relating to commercial banking business are monitored on portfolio basis primarily based on their delinquency status.

(ii) 現有風險額是指信貸額的實際使用額及包括現有風險及未提取承擔之合同責任。

(ii) Current exposure represents the actual utilisation of a credit facility and contractual obligations including both current exposure and undrawn commitment.

(iii) 個別及綜合減值之評估在附註3.2.3內詳述。

(iii) The assessment of individual and collective impairment is detailed in Note 3.2.3.

(以港幣千元位列示)

(Expressed in thousands of Hong Kong dollars)

**3. 財務風險管理 (續)****3. FINANCIAL RISK MANAGEMENT (Continued)****3.2 信貸風險 (續)****3.2 Credit risk (Continued)****3.2.1 信貸風險計量 (續)****3.2.1 Credit risk measurement (Continued)***(乙) 信貸承擔**(b) Credit-related commitments*

信貸承擔包括銀行擔保，跟單信用證，備用信用證及未取用具法律約束力之貸款承諾。除跟單信用證比較短期、自動清算及帶有較低之信貸風險及資本要求外，其他信貸風險跟貸款相約。

Credit related commitments include bank guarantee, documentary letter of credit, standby letter of credit and undrawn commitment on legally bound facilities. Their credit risk is similar to loans except for documentary letters of credit which are usually short term and self-liquidating and carry a low level of credit risk and capital charge.

*(丙) 債務證券及國庫債券**(c) Debt securities and treasury bills*

就債務證券及國庫債券而言，除內部信貸分析外，亦採用國際評級機構如標準普爾之外部信貸評級以輔助信貸風險評估。該等投資用以分散風險及收入流轉，並且維持本集團隨時可使用之流動資金來源。

For debt securities and treasury bills, external credit ratings from international credit rating agencies such as Standard & Poor's are used to assist in credit risk assessment on top of internal credit analysis. These investments help to diversify risk exposures and income streams, and to maintain a readily available source of liquidity to the Group.

*(丁) 衍生工具**(d) Derivatives*

本集團在正常之業務中，進行一系列之衍生工具交易，包括在利率、外匯及股票市場進行之遠期、期貨、掉期及期權交易。衍生工具交易乃因為買賣及對沖目的而進行。本集團使用衍生工具之目的包括以中介人身份滿足客戶之要求，管理本集團涉及之風險，及在可接受的額度內獲得買賣收入。

In the normal course of business, the Group enters into a variety of derivative transactions including forwards, futures, swaps and options transactions in the interest rate, foreign exchange and equity markets. Derivative transactions are conducted for both trading and hedging purposes. The Group's objectives in using derivative instruments are to meet customers' needs by acting as an intermediary, to manage the Group's exposure to risks and to generate revenues through trading activities within acceptable limits.

本集團面對來自金融衍生工具持倉之交易對手風險，此為價值風險(交易對手在預定結算前違約而當時按市值入賬為應收收益的信貸風險)或結算風險(可能當衍生工具合約在結算日到期時或之後不能收回衍生工具交易的預期現金值)。

The Group is exposed to counterparty risk arising from its positions in derivative financial instruments, which is either "valuation risk" for the credit risk on receiving mark-to-market gains upon the default of a counterparty prior to scheduled settlement, or "settlement risk" for the possibility of not receiving the expected cash flow of a derivative transaction upon the expiry of a derivative contract on the settlement date.

**3. 財務風險管理 (續)**

**3. FINANCIAL RISK MANAGEMENT (Continued)**

**3.2 信貸風險 (續)**

**3.2 Credit risk (Continued)**

**3.2.1 信貸風險計量 (續)**

**3.2.1 Credit risk measurement (Continued)**

(丁) 衍生工具 (續)

(d) Derivatives (Continued)

金融工具之名義金額並不顯示該工具之未來現金流量或其現時之公平值，故並不代表本集團所需面對之信貸或價格風險。該等衍生工具可因市場利率、匯率、證券價格及信貸市場狀況波動，而變為有利(資產)或不利(負債)。持有之衍生工具之合約或名義金額，及其有利或不利之程度，能令金融衍生工具資產及負債之公平總值不時大幅波動。

The notional amounts of financial instruments do not necessarily indicate the amounts of future cash flows involved or the current fair value of the instruments and, therefore, do not indicate the Group's exposure to credit or price risks. The derivative instruments become favourable (assets) or unfavourable (liabilities) as a result of fluctuations in market interest rates, foreign exchange rates, equity prices and credit market conditions. The aggregate contractual or notional amount of derivative financial instruments on hand, the extent to which instruments are favourable or unfavourable, and thus the aggregate fair values of derivative financial assets and liabilities, can fluctuate significantly from time to time.

本集團嚴格控制未平倉衍生合約淨額(即買賣合約的差額)之金額及期限。於任何時間，承受信貸風險之金額按有利於本集團之工具現行公平價值(即公平值為正數之該等資產)為限，此就衍生工具而言僅佔該等工具未償還數量之合約或名義金額一小部份。

The Group maintains strict control limits on net open derivative positions (i.e., the difference between purchase and sale contracts), by both amount and term. At any one time, the amount subject to credit risk is limited to the current fair value of instruments that are favourable to the Group (i.e., assets where their fair values are positive), which in relation to derivatives is only a small fraction of the contract, or notional values used to express the volume of instruments outstanding.

**3.2.2 減輕風險及控制額度之政策**

**3.2.2 Risk limit control and mitigation policies**

本集團已就個別借款人或交易對手集團、行業或國家設定框架管理及控制過度集中之風險。根據借款人或交易對手集團、行業或國家之既定風險額度，監察其風險狀況和向信貸委員會定期匯報。

The Group has an established framework to manage and control concentrations risk with respect to individual borrower or counterparty group, industry or country. Exposure limits by borrower or counterparty group, industry or country are in place and their exposures are monitored and reported to credit committees regularly.

借款人或交易對手集團之最高風險額度是以資本額釐定，而行業之額度則與整體信貸組合規模相對應。國家之額度乃參考國際評級機構對主權國之信貸評級而設定。所有設定的額度旨在達至更為平衡的組合。

The large exposure limits to borrower or counterparty groups are capital based while the limits for industry are relative to the size of the overall credit portfolio. Country limits are also set up with reference to the sovereign credit rating from international credit rating agencies. All these limits aim to achieve a more balanced portfolio.

(以港幣千元位列示)

(Expressed in thousands of Hong Kong dollars)

**3. 財務風險管理 (續)****3. FINANCIAL RISK MANAGEMENT (Continued)****3.2 信貸風險 (續)****3.2 Credit risk (Continued)****3.2.2 減輕風險及控制額度之政策 (續)****3.2.2 Risk limit control and mitigation policies (Continued)**

本集團於適當時，為減低信貸風險，會收取抵押品作為信貸額的擔保。為控制因衍生工具淨盤而產生之交易對手信貸風險，本集團限制其衍生工具買賣對手為核准之金融機構，應用已建立之市場慣例於信貸支援及抵押品之結算，減低衍生工具對手之信貸風險。本集團信貸委員會參考個別對手之財務能力及信貸評價，審批個別金融機構之包括其於衍生工具之市值額度信貸總額。認可之抵押品類別及其特性，及各類信貸與資產比率皆設定於信貸政策內。訂立可強制性的法律條款可讓本集團對抵押品、擔保物或其他為增強信貸所提供的保障進行直接、不可撤銷及無條件的索償。

To mitigate credit risk and where appropriate, the Group will obtain collateral to support the credit facility granted. To control credit risk exposure to counterparty arising from derivative positions, the Group limits its derivative dealings with approved financial institutions, and uses established market practices on credit support and collateral settlement to reduce credit risk exposure to derivative counterparties. Overall credit risk limit for individual financial institution counterparty, including valuation limit for derivatives, is approved by the Group Credit Committee with reference to the financial strength and credit rating of individual counterparty. The acceptable types of collateral and their characteristics are established within the credit policies, as are the respective margins of finance. Enforceable legal documentation establishes the Group's direct, irrevocable and unconditional recourse to any collateral, security or other credit enhancements provided.

就可無條件取消而不須預先通知之借貸承擔，當借款人的信貸素質轉差，本集團將會評估撤銷信貸額的需要性。據此，此等承擔並不對本集團構成重大信貸風險。

In relation to lending commitments that are unconditionally cancellable without prior notice, the Group would assess the necessity to withdraw the credit line in case where the credit quality of a borrower deteriorates. Accordingly, these commitments do not expose the Group to significant credit risk.

所有信貸決定，無論有否收取抵押品，皆取決於客戶或交易對手的信貸資料、現金流量情況及其還款能力。

Irrespective of whether collateral is taken, all credit decisions are based upon the customer's or counterparty's credit profile, cashflow position and ability to repay.

**(甲) 貸款及墊款****(a) Loans and advances**

本集團對特定類別抵押品能否用作擔保貸款及墊款的可受性提供指引。主要抵押品類別為：

The Group has guidelines on the acceptability of specific classes of collateral for securing loans and advances. The principal collateral types are:

- 抵押物業；
- 抵押業務資產如房產、存貨及應收賬；
- 抵押金融工具如債務證券和股票；及
- 抵押存款。

- Mortgages over properties;
- Charges over business assets such as premises, inventory and accounts receivable;
- Charges over financial instruments such as debt securities and equities; and
- Charge over deposits.

**3. 財務風險管理 (續)**

**3. FINANCIAL RISK MANAGEMENT (Continued)**

**3.2 信貸風險 (續)**

**3.2 Credit risk (Continued)**

**3.2.2 減輕風險及控制額度之政策 (續)**

**3.2.2 Risk limit control and mitigation policies (Continued)**

(甲) 貸款及墊款 (續)

(a) Loans and advances (Continued)

此外，當本集團察覺到與借款人有關之個別貸款及墊款出現減值跡象時，會適當地要求其提供額外抵押品以降低信貸損失。

In addition, in order to minimise credit loss, the Group will, where possible, seek additional collateral from the borrower as soon as impairment indicators are noticed on relevant individual loans and advances.

(乙) 債務證券

(b) Debt securities

除受金融工具組合或相關資產擔保之資產抵押證券及同類工具外，債務證券及國庫債券普遍為無抵押。

Debt securities and treasury bills are generally unsecured, with the exception of asset-backed securities and similar instruments, which are secured by portfolios of financial instruments or underlying assets.

(丙) 衍生工具

(c) Derivatives

由於所有衍生工具買賣的交易對手均為金融機構，其風險管理為對金融機構之信貸風險控制及監控程序管理之一部份，包括信貸控制如設定價值風險之獨立限額、每日結算限額及對個別交易對手進行定期信貸評估。此外，本集團為了遵循於違約事件或提前終止合約之標準市場常規淨額平倉安排，要求所有衍生合約之交易對手簽訂國際掉期及衍生合約協會協議。

Since all counterparties for derivatives trading are financial institutions, the risk is managed as part of the credit risk control and monitoring process in respect of financial institutions including credit controls such as setting individual limit for valuation risk, daily settlement limits and performing periodic credit assessment for individual counterparty. Moreover, the Group requires all derivative contract counterparties to enter into International Swaps and Derivatives Association (“ISDA”) Agreement in order to follow the standardised market practice of close-out netting arrangement in the event of default or early termination.

本集團亦安排特定交易對手提供抵押，藉以減低對該等交易對手無抵押衍生品的風險。

Collateral arrangements with selected counterparties are also in place to limit our unsecured derivative exposures to these counterparties.

**3.2.3 減值及撥備政策**

**3.2.3 Impairment and provisioning policies**

對編製財務報告而言，信貸、證券及衍生工具之減值準備是根據報告期末存在的客觀減值證據而確認(見附註2.7)。

Impairment allowances are recognised for loans, securities and derivative exposures which have objective evidence of impairment at the end of the reporting period for financial reporting purposes (see Note 2.7).

(以港幣千元位列示)

(Expressed in thousands of Hong Kong dollars)

**3. 財務風險管理 (續)****3. FINANCIAL RISK MANAGEMENT (Continued)****3.2 信貸風險 (續)****3.2 Credit risk (Continued)****3.2.3 減值及撥備政策 (續)****3.2.3 Impairment and provisioning policies (Continued)**

下述為按香港會計準則第39號而判斷是否存在減值之客觀證據的評核標準：

In determining whether objective evidence of impairment exists under HKAS 39, the following criteria are assessed:

- 逾期償付本金或利息之狀況；
- 借款人陷於現金流困境(如：股本對債務比率、銷售之淨收益百分率)；
- 違反貸款契約或條款；
- 開始破產程序；
- 借款人之競爭能力惡化；及
- 抵押品價值下降。

- Delinquency in contractual payments of principal or interest;
- Cash flow difficulties experienced by the borrower (e.g. equity to debt ratio, net income percentage of sales);
- Breach of loan covenants or conditions;
- Initiation of bankruptcy proceedings;
- Deterioration of the borrower's competitive position; and
- Deterioration in the value of collateral.

本集團之政策規定最少每年一次，或當個別情況需要多次評估個別高於重要性界線之金融資產。所有個別重大賬戶之個別減值準備乃按個別基準評估其於報告期末涉及之損失而評定。評估普遍包含就該個別賬戶所持之抵押品(包括重新確認對其可執行性)及預計收入和其抵押品的變現能力。

The Group's policy requires the review of individual financial assets that are above pre-set thresholds at least annually or more regularly when individual circumstances warrant. Individual impairment allowances on all individually significant accounts are determined by an evaluation of the incurred loss at the end of the reporting period on a case-by-case basis. The assessment normally encompasses collateral held (including re-confirmation of its enforceability) and the anticipated receipts from liquidating collaterals for that individual account.

綜合評估減值準備為(i)個別低於重要性水平之同類資產組合；及(ii)個別評估但未有個別減值之資產作出。

Collectively assessed impairment allowances are provided for: (i) portfolios of homogenous assets that are individually below materiality thresholds; and (ii) assets that are individually assessed but do not have individual impairment.

下表分別列示本集團資產負債表內貸款及墊款3種主要內部評級組別之百分比以及其資產負債表內及外之相關減值準備(個別評估及綜合評估)的覆蓋率。

The table below shows the percentage of the Group's on-balance sheet items relating to loans and advances and the associated impairment allowances (both individually and collectively assessed) covering on- and off-balance sheet amounts for each of the three broad internal rating classes.

# 財務報表附註

## NOTES TO THE FINANCIAL STATEMENTS

(以港幣千元位列示)

(Expressed in thousands of Hong Kong dollars)

### 3. 財務風險管理 (續)

### 3. FINANCIAL RISK MANAGEMENT (Continued)

#### 3.2 信貸風險 (續)

#### 3.2 Credit risk (Continued)

##### 3.2.3 減值及撥備政策 (續)

##### 3.2.3 Impairment and provisioning policies (Continued)

集團	Group	2013		2012	
		貸款及墊款 百分比 Loans and advances %	減值準備 佔貸款餘額 百分比 Impairment allowance as a % of loan balance %	貸款及墊款 百分比 Loans and advances %	減值準備 佔貸款餘額 百分比 Impairment allowance as a % of loan balance %
組別	Class				
1 – 正常	1 – pass	99.2	0.2	99.2	0.1
2 – 特別關注	2 – special mention	0.2	6.5	0.3	5.7
3 – 次級或以下	3 – sub-standard or below	0.6	44.6	0.5	25.1
		<u>100.0</u>		<u>100.0</u>	

有關本集團之商業銀行業務之信貸評分等級概括地分類如下：

As far as the commercial banking business of the Group is concerned, the credit ratings are broadly categorised as follows:

第1組別「正常」包含本集團內部貸款評級系統中之第1至第9級，代表借款人現時如期償付及對其可全數付還利息和貸款本金之能力並不置疑。

Class 1 “pass”, which covers Grade 1 to 9 of the Group’s internal loan grading system, represents loans for which borrowers are current in meeting commitments and for which the full repayment of interest and principal is not in doubt.

第2組別「特別關注」包含本集團內部貸款評級系統中之第10級，代表借款人正陷於困境，及倘不能遏制其貸款素質惡化，則可能令本集團招致信貸損失。

Class 2 “special mention”, which covers Grade 10 of the Group’s internal loan grading system, represents loans with which borrowers are experiencing difficulties and which may lead to credit losses to the Group if the deterioration in loan quality cannot be contained.

第3組別「次級或以下」包含本集團內部貸款評級系統中之第11至第13級，代表借款人正展露明顯能危及付還之困難，或不可能全數收回且本集團經考慮扣除出售費用之抵押品公平值後，預期須承受本金及／或利息損失之貸款，又或許該貸款經耗盡所有追收方案後被確認為無法收回。

Class 3 “sub-standard or below”, which covers Grade 11 to 13 of the Group’s internal loan grading system, represents loans in which borrowers are displaying a definable weakness that is likely to jeopardise repayment; or collection in full is improbable and the Group expects to sustain a loss of principal and/or interest, taking into account the fair value of collateral less cost to sell; or loans that are considered uncollectible after all collection options have been exhausted.

## NOTES TO THE FINANCIAL STATEMENTS

(以港幣千元位列示)

(Expressed in thousands of Hong Kong dollars)

## 3. 財務風險管理(續)

## 3. FINANCIAL RISK MANAGEMENT (Continued)

## 3.2 信貸風險(續)

## 3.2 Credit risk (Continued)

## 3.2.4 未計入持有之抵押品或其他信貸提昇前之最高信貸風險值

## 3.2.4 Maximum exposure to credit risk before collateral held or other credit enhancements

集團	Group	2013	2012
有關資產負債表內資產之信貸風險值如下：	Credit risk exposures relating to on-balance sheet assets are as follows:		
現金及在銀行的結餘	Cash and balances with banks	8,270,886	13,473,250
在銀行1至12個月內到期的存款	Placements with banks maturing between one and twelve months	4,101,293	3,990,627
持作買賣用途的證券	Trading securities	6,335,788	5,797,742
指定以公平值計量且其變動計入損益的金融資產	Financial assets designated at fair value through profit or loss	56,081	23,525
衍生金融工具	Derivative financial instruments	687,069	643,246
客戶貸款及墊款	Loans and advances to customers		
個人貸款	Loans to individuals		
— 信用卡	– Credit cards	4,162,473	4,425,525
— 按揭貸款	– Mortgages	27,122,139	23,749,843
— 其他	– Others	6,674,529	5,422,866
企業貸款	Loans to corporate entities		
— 有期貸款	– Term loans	27,590,155	24,257,026
— 按揭貸款	– Mortgages	13,139,615	11,866,854
— 貿易融資	– Trade finance	6,911,081	5,360,541
— 其他	– Others	12,377,528	11,090,926
貿易票據	Trade bills	5,925,648	4,329,872
其他資產	Other assets	3,678,102	3,822,960
包括在貸款及應收款項類別之證券投資	Investments in securities included in the loans and receivables category	1,137,631	3,402,239
可供出售證券	Available-for-sale securities		
— 債務證券	– Debt securities	26,851,865	21,587,059
持至到期證券	Held-to-maturity securities	5,669,289	7,047,540
		<u>160,691,172</u>	<u>150,291,641</u>
有關資產負債表外項目之信貸風險值如下：	Credit risk exposures relating to off-balance sheet items are as follows:		
財務擔保及其他信貸相關之或然負債	Financial guarantees and other credit related contingent liabilities	2,795,495	2,744,878
貸款承擔及其他信貸相關之承擔	Loan commitments and other credit related commitments	67,734,378	59,987,212
		<u>70,529,873</u>	<u>62,732,090</u>
12月31日	At 31 December	<u>231,221,045</u>	<u>213,023,731</u>

3. 財務風險管理 (續)

3. FINANCIAL RISK MANAGEMENT (Continued)

3.2 信貸風險 (續)

3.2 Credit risk (Continued)

3.2.4 未計入持有之抵押品或其他信貸提昇前之最高信貸風險值 (續)

3.2.4 Maximum exposure to credit risk before collateral held or other credit enhancements (Continued)

上表列示本集團於2013年及2012年12月31日在一種較差情況下的可能方案。該方案為未計入持有之抵押品或其他信貸提昇前之信貸風險。

The above table represents a worse case scenario of credit risk exposure for the Group at 31 December 2013 and 2012, without taking into account of any collateral held or other credit enhancements attached.

確認在資產及負債表內之金融資產之最高信貸風險值為其賬面值。就或然負債而言，其最高信貸風險值為本集團在該工具被行使時須支付之最高金額。就未提取信貸而言，其最高信貸風險值為授予客戶之未提取信貸融資總額。

The maximum exposure to credit risk for financial assets recognised on the statement of assets and liabilities is the carrying amount. For contingent liabilities, the maximum exposure to credit risk is the maximum amount the Group would have to pay if the instrument is called upon. For undrawn facilities, the maximum exposure to credit risk is the full amount of the undrawn credit facilities granted to customers.

本集團根據《銀行業(披露)規則》之規定對本集團涉及之信貸風險按最終債務人出現違約時之預計信貸風險總額計量並作出披露。

The Group's exposures to credit risk, measured using the expected gross credit exposures that will arise upon a default of the end obligor, are shown in the disclosures required under the Banking (Disclosure) Rules.

本集團之信貸表現可參考下列所述作進一步評估：

The results of credit performance of the Group can be further assessed with reference to the following:

- 貸款及墊款組合中6%被分類在內部評級系統中最高等級內(2012年：7%)；
- 組合中之最大分類之按揭貸款乃有抵押品之借貸；
- 貸款及墊款組合中98%為無逾期及無個別減值(2012年：98%)；
- 個別或綜合減值之客戶貸款及墊款佔客戶貸款及墊款總額的0.40%(2012年：0.35%)；及
- 債務證券及其他庫券投資中75%(2012年：71%)最少達A-信貸級別。

- 6% of the loans and advances portfolio are categorised in the top grade of the internal rating system (2012: 7%);
- Mortgage loans, which represent the biggest group in the portfolio, are backed by collateral;
- 98% of the loans and advances portfolio are considered to be neither past due nor individually impaired (2012: 98%);
- Loans and advances to customers that are either individually or collectively impaired constituted 0.40% (2012: 0.35%) of the total loans and advances to customers; and
- 75% (2012: 71%) of the investments in debt securities and other bills have at least an A- credit rating.

NOTES TO THE FINANCIAL STATEMENTS

(以港幣千元位列示)

(Expressed in thousands of Hong Kong dollars)

3. 財務風險管理(續)

3. FINANCIAL RISK MANAGEMENT (Continued)

3.2 信貸風險(續)

3.2 Credit risk (Continued)

3.2.5 貸款及墊款

3.2.5 Loans and advances

貸款及墊款概述如下：

Loans and advances to customers are summarised as follows:

集團	Group	2013	2012
無逾期及無個別減值	Neither past due nor individually impaired		
	impaired	96,240,434	84,546,524
逾期但未個別減值	Past due but not individually impaired	1,356,146	1,343,765
個別減值	Individually impaired	380,940	283,292
總額	Gross	97,977,520	86,173,581
減：減值準備	Less: allowance for impairment	(442,026)	(258,442)
淨額	Net	97,535,494	85,915,139
集團	Group	2013	2012
減值貸款及墊款	Impaired loans and advances		
－ 個別減值(註(甲))	－ Individually impaired (Note (a))	380,940	283,292
－ 綜合減值(註(乙))	－ Collectively impaired (Note (b))	15,355	16,251
		396,295	299,543
減值準備	Impairment allowances made		
－ 個別評估(註(丙))	－ Individually assessed (Note (c))	(244,294)	(90,726)
－ 綜合評估(註(乙))	－ Collectively assessed (Note (b))	(13,838)	(14,948)
		(258,132)	(105,674)
		138,163	193,869
持有抵押品公平值*	Fair value of collaterals held*	92,205	221,109
減值貸款及墊款佔客戶貸款及墊款總額之百分比	Impaired loans and advances as a % of total loans and advances to customers	0.40%	0.35%

\* 抵押品公平值乃根據抵押品市值及貸款未償還結餘，兩者中較低值釐定。

\* Fair value of collaterals is determined as the lower of the market value of collateral and outstanding loan balance.

**3. 財務風險管理 (續)**

**3. FINANCIAL RISK MANAGEMENT (Continued)**

**3.2 信貸風險 (續)**

**3.2 Credit risk (Continued)**

**3.2.5 貸款及墊款 (續)**

**3.2.5 Loans and advances (Continued)**

註：

Note:

(甲) 個別減值貸款乃該等自初始確認為資產後發生了一件或多件能確定其減值的客觀證據事項(「損失事件」)的貸款，而該損失事件對該貸款之預計未來現金流量造成影響，並能可靠地估量。

(a) Individually impaired loans are defined as those loans having objective evidence of impairment as a result of one or more events that occurred after the initial recognition of the asset (a “loss event”) and that loss event has an impact on the estimated cash flows of the loans that can be reliably estimated.

(乙) 綜合減值貸款及墊款指該等以綜合基準作減值評估的無抵押及於呈報日已逾期未償還超過90天之貸款及墊款。該等於上述呈列之減值貸款綜合減值準備乃整體綜合減值準備的一部份。

(b) Collectively impaired loans and advances refer to those unsecured loans and advances assessed for impairment on a collective basis and which have become overdue for more than 90 days as at the reporting date. The collective impairment allowance for these impaired loans, which is a part of the overall collective impairment allowances, is shown above.

(丙) 以上個別減值準備已考慮有關貸款於12月31日時之抵押品價值。

(c) The above individual impairment allowances were made after taking into account the value of collaterals in respect of such advances as at 31 December.

貸款及墊款之減值準備總額為442,026,000港元(2012年：258,442,000港元)，包括對個別減值貸款之準備244,294,000港元(2012年：90,726,000港元)及對按綜合基準評估的貸款之總體綜合準備197,732,000港元(2012年：167,716,000港元)。附註26提供更多為客戶貸款及墊款及其他賬目作出之減值準備資料。

The total impairment allowance for loans and advances is HK\$442,026,000 (2012: HK\$258,442,000), comprising an allowance of HK\$244,294,000 (2012: HK\$90,726,000) for the individually impaired loans and the overall collective impairment allowances of HK\$197,732,000 (2012: HK\$167,716,000) provided on loans assessed on a collective basis. Further information on the impairment allowances maintained for each of loans and advances to customers, and other accounts is provided in Note 26.

NOTES TO THE FINANCIAL STATEMENTS

(以港幣千元位列示)

(Expressed in thousands of Hong Kong dollars)

3. 財務風險管理 (續)

3. FINANCIAL RISK MANAGEMENT (Continued)

3.2 信貸風險 (續)

3.2 Credit risk (Continued)

3.2.5 貸款及墊款 (續)

3.2.5 Loans and advances (Continued)

(甲) 無逾期及無個別減值之貸款及墊款

(a) Loans and advances neither past due nor individually impaired

貸款及墊款組合中信貸素質為無逾期及無個別減值乃一般根據附註3.2.3提及的3大等級作出評估。

The credit quality of the portfolio of loans and advances that were neither past due nor individually impaired is normally assessed based on the three broad gradings mentioned in Note 3.2.3.

集團	Group	個人(零售客戶)			企業				客戶貸款及 墊款總額 Total loans and advances to customers
		信用卡	按揭貸款	其他	有期貸款	按揭貸款	貿易融資	其他	
2013年12月31日	At 31 December 2013	Credit cards	Mortgages	Others	Term loans	Mortgages	Trade finance	Others	
組別:	Class:								
1-正常	1 - pass	4,108,044	26,739,025	6,558,120	27,450,103	12,984,847	6,707,415	11,677,906	96,225,460
2-特別關注	2 - special mention	-	-	-	-	11,319	-	978	12,297
3-次級或以下	3 - sub-standard or below	-	321	585	-	1,222	-	549	2,677
合計	Total	4,108,044	26,739,346	6,558,705	27,450,103	12,997,388	6,707,415	11,679,433	96,240,434

集團	Group	個人(零售客戶)			企業				客戶貸款及 墊款總額 Total loans and advances to customers
		信用卡	按揭貸款	其他	有期貸款	按揭貸款	貿易融資	其他	
2012年12月31日	At 31 December 2012	Credit cards	Mortgages	Others	Term loans	Mortgages	Trade finance	Others	
組別:	Class:								
1-正常	1 - pass	4,366,370	23,404,414	5,334,977	24,210,841	11,654,895	5,285,287	10,264,912	84,521,696
2-特別關注	2 - special mention	-	-	-	-	18,076	1,338	3,349	22,763
3-次級或以下	3 - sub-standard or below	-	344	195	-	1,526	-	-	2,065
合計	Total	4,366,370	23,404,758	5,335,172	24,210,841	11,674,497	5,286,625	10,268,261	84,546,524

在次級或以下組別之按揭貸款經考慮其抵押品之回收值後被評定為未減值。

Mortgage loans in the sub-standard or below class were assessed as not impaired after taking into consideration the value and recovery of collaterals.

# 財務報表附註

## NOTES TO THE FINANCIAL STATEMENTS

(以港幣千元位列示)

(Expressed in thousands of Hong Kong dollars)

### 3. 財務風險管理 (續)

### 3. FINANCIAL RISK MANAGEMENT (Continued)

#### 3.2 信貸風險 (續)

#### 3.2 Credit risk (Continued)

#### 3.2.5 貸款及墊款 (續)

#### 3.2.5 Loans and advances (Continued)

(乙) 逾期但未減值之貸款及墊款

(b) Loans and advances past due but not impaired

集團	Group	個人(零售客戶)			企業				客戶貸款及 墊款總額 Total loans and advances to customers
		Individual (retail customers)	Corporate entities			Total loans and advances to customers			
2013年12月31日	At 31 December 2013	信用卡 Credit cards	按揭貸款 Mortgages	其他 Others	有期貸款 Term loans		按揭貸款 Mortgages	貿易融資 Trade finance	其他 Others
逾期1個月或以下	Past due up to 1 month	34,448	334,907	91,050	-	131,514	38,179	517,049	1,147,147
逾期1個月以上至3個月	Past due more than 1 month and up to 3 months	10,626	29,526	15,149	-	1,966	14,081	86,729	158,077
逾期3個月以上至6個月	Past due more than 3 months and up to 6 months	5,860	320	5,982	-	-	523	7,393	20,078
逾期6個月以上	Past due more than 6 months	3,495	4,842	-	-	-	223	22,284	30,844
合計	Total	54,429	369,595	112,181	-	133,480	53,006	633,455	1,356,146
持有抵押品之公平值*	Fair value of collaterals*	-	367,188	3,329	-	133,102	10,647	565,914	1,080,180

集團	Group	個人(零售客戶)			企業				客戶貸款及 墊款總額 Total loans and advances to customers
		Individual (retail customers)	Corporate entities			Total loans and advances to customers			
2012年12月31日	At 31 December 2012	信用卡 Credit cards	按揭貸款 Mortgages	其他 Others	有期貸款 Term loans		按揭貸款 Mortgages	貿易融資 Trade finance	其他 Others
逾期1個月或以下	Past due up to 1 month	39,810	300,674	63,283	26,928	177,990	32,961	555,224	1,196,870
逾期1個月以上至3個月	Past due more than 1 month and up to 3 months	10,950	26,156	15,779	-	4,916	12,842	32,463	103,106
逾期3個月以上至6個月	Past due more than 3 months and up to 6 months	5,230	4,816	5,553	-	-	85	15,178	30,862
逾期6個月以上	Past due more than 6 months	3,165	541	782	-	-	48	8,391	12,927
合計	Total	59,155	332,187	85,397	26,928	182,906	45,936	611,256	1,343,765
持有抵押品之公平值*	Fair value of collaterals*	-	331,958	1,480	1,863	182,876	16,107	440,920	975,204

\* 抵押品之公平值乃根據抵押品市值及貸款未償還結餘，兩者中較低者而定。

\* Fair value of collaterals is determined as the lower of the market value of collateral and outstanding loan balance.

初始確認貸款及墊款時，相關抵押品之公平值乃依據其評估有關資產之估值方法而定。隨後期間，該抵押品之公平值乃參考市場價格或同類資產指數而更新。

Upon initial recognition of loans and advances, the associated collateral is valued based on valuation techniques for the particular assets. In subsequent periods, the fair value of such collateral is updated by reference to market price or indexes of similar assets.

NOTES TO THE FINANCIAL STATEMENTS

(以港幣千元位列示)

(Expressed in thousands of Hong Kong dollars)

3. 財務風險管理 (續)

3. FINANCIAL RISK MANAGEMENT (Continued)

3.2 信貸風險 (續)

3.2 Credit risk (Continued)

3.2.5 貸款及墊款 (續)

3.2.5 Loans and advances (Continued)

(丙) 個別減值之客戶貸款及墊款

(c) Loans and advances to customers individually impaired

本集團未計入來自所持抵押品之現金流前之個別減值客戶貸款及墊款為380,940,000港元(2012年: 283,292,000港元)。

The individually impaired loans and advances to customers of the Group before taking into consideration the cash flows from collateral held is HK\$380,940,000 (2012: HK\$283,292,000).

個別減值貸款及墊款之總額及本集團所持作擔保之相關抵押品公平值按類別分析如下:

The analysis of the gross amount of individually impaired loans and advances by class, along with the fair value of the related collateral held by the Group as security, is as follows:

集團	Group	個人(零售客戶)		企業				合計	減值準備 -
		Individual (retail customers)		Corporate entities					個別評估
		按揭貸款	其他	有期貸款	按揭貸款	貿易融資	其他		Impairment allowances -
		Mortgages	Others	Term loans	Mortgages	Trade finance	Others	Total	individual assessment
2013年12月31日	At 31 December 2013								
個別減值貸款	Individually impaired loans	13,198	3,643	140,052	8,747	150,660	64,640	380,940	244,294
持有抵押品之公平值*	Fair value of collaterals*	13,198	-	8,829	8,318	32,211	29,649	92,205	
		個人(零售客戶)		企業				合計	減值準備 -
		Individual (retail customers)		Corporate entities					個別評估
		按揭貸款	其他	有期貸款	按揭貸款	貿易融資	其他		Impairment allowances -
		Mortgages	Others	Term loans	Mortgages	Trade finance	Others	Total	individual assessment
2012年12月31日	At 31 December 2012								
個別減值貸款	Individually impaired loans	12,898	2,297	19,257	9,451	27,980	211,409	283,292	90,726
持有抵押品之公平值*	Fair value of collaterals*	12,848	-	1,276	9,024	14,963	182,998	221,109	

\* 抵押品之公平值乃根據抵押品市值及貸款未償還結餘，兩者中較低者而定。

\* Fair value of collaterals is determined as the lower of the market value of collateral and outstanding loan balance.

# 財務報表附註

## NOTES TO THE FINANCIAL STATEMENTS

(以港幣千元位列示)

(Expressed in thousands of Hong Kong dollars)

### 3. 財務風險管理 (續)

### 3. FINANCIAL RISK MANAGEMENT (Continued)

#### 3.2 信貸風險 (續)

#### 3.2 Credit risk (Continued)

#### 3.2.5 貸款及墊款 (續)

#### 3.2.5 Loans and advances (Continued)

(丁) 逾期3個月以上之貸款及墊款

(d) Loans and advances overdue for more than 3 months

(i) 逾期未償還貸款總額

(i) Gross amount of overdue loans

集團	Group	2013		2012	
		逾期未償還 貸款總額 Gross amount of overdue loans	佔總額 百分比 % of total	逾期未償還 貸款總額 Gross amount of overdue loans	佔總額 百分比 % of total
未償還客戶貸款 總額，逾期：	Gross advances to customers which have been overdue for:				
– 3個月以上至6個月	– six months or less but over three months	100,260	0.10	70,549	0.08
– 6個月以上至1年	– one year or less but over six months	69,831	0.07	33,986	0.04
– 1年以上	– over one year	127,380	0.13	195,040	0.23
		<u>297,471</u>	<u>0.30</u>	<u>299,575</u>	<u>0.35</u>

NOTES TO THE FINANCIAL STATEMENTS

(以港幣千元位列示)

(Expressed in thousands of Hong Kong dollars)

3. 財務風險管理 (續)

3. FINANCIAL RISK MANAGEMENT (Continued)

3.2 信貸風險 (續)

3.2 Credit risk (Continued)

3.2.5 貸款及墊款 (續)

3.2.5 Loans and advances (Continued)

(丁) 逾期3個月以上之貸款及墊款 (續)

(d) Loans and advances overdue for more than 3 months (Continued)

(ii) 逾期未償還貸款及墊款之減值準備及所持抵押品值

(ii) Value of collateral held and impairment allowances against overdue loans and advances

集團	Group	貸款及墊款 未償還數額 Outstanding amount of loans and advances	抵押品			其他信貸 風險減輕措施 Other credit risk mitigation	減值準備 – 個別評估 Impairment allowances – individual assessment
			現市價 Current market value of collateral	所承擔部份 Portion covered by collateral	抵押品 抵押品 Portion Portion not covered by covered by collateral		
2013年12月31日	At 31 December 2013						
逾期未償還客戶貸款及墊款	Overdue loans and advances to customers	297,471	177,543	121,065	176,406	-	160,454
集團	Group						
2012年12月31日	At 31 December 2012						
逾期未償還客戶貸款及墊款	Overdue loans and advances to customers	299,575	379,646	242,553	57,022	-	78,668

所持抵押品主要為抵押存款及按揭物業。

Collateral held mainly represented pledged deposits and mortgage over properties.

# 財務報表附註

## NOTES TO THE FINANCIAL STATEMENTS

(以港幣千元位列示)

(Expressed in thousands of Hong Kong dollars)

### 3. 財務風險管理 (續)

### 3. FINANCIAL RISK MANAGEMENT (Continued)

#### 3.2 信貸風險 (續)

#### 3.2 Credit risk (Continued)

#### 3.2.5 貸款及墊款 (續)

#### 3.2.5 Loans and advances (Continued)

(戊) 經重組貸款(已扣除包括在上述之逾期貸款)

(e) Rescheduled advances net of amounts included in overdue advances shown above

集團	Group	2013	佔總額 百分比 % of total	2012	佔總額 百分比 % of total
客戶貸款	Advances to customers	148,512	0.15	147,594	0.17
減值準備	Impairment allowances	-		-	

#### 3.2.6 貿易票據

#### 3.2.6 Trade bills

於2013年12月31日，本集團並無減值之貿易票據(2012年：無)，而逾期未償還3個月以上至6個月之貿易票據為475,000港元(2012年：無)。

As at 31 December 2013, there were trade bills overdue for more than 3 months and up to 6 months of HK\$475,000 (2012: Nil) and no trade bills were impaired (2012: Nil).

#### 3.2.7 收回抵押品

#### 3.2.7 Repossessed collateral

於年末持有之收回抵押品如下：

Repossessed collateral held at the year-end is as follows:

集團	Group	2013	2012
資產性質	Nature of assets		
收回物業	Repossessed properties	87,660	73,702
其他	Others	85	6,760
		87,745	80,462

收回抵押品按可行情況盡快出售，實收款項用以減低有關之借款人未償還債務。

Repossessed collaterals are sold as soon as practicable with the proceeds used to reduce the outstanding indebtedness of the borrowers concerned.

估計可變現總值為67,860,000港元之在中國內地的若干其他物業(2012年：72,342,000港元)，乃本集團根據中國內地法院頒佈之法令而行使以物抵債權及回收。該抵押品為呈報於附註37之「其他資產」項下的持作再出售之資產。相關之貸款已被終止確認。

Certain other properties in the Mainland China with a total estimated realisable value of HK\$67,860,000 (2012: HK\$72,342,000), which had been foreclosed and repossessed by the Group pursuant to orders issued by courts in the Mainland China, represent assets held by the Group for resale and have been reported under "Other assets" in Note 37. The relevant loans had been derecognised.

NOTES TO THE FINANCIAL STATEMENTS

(以港幣千元位列示)

(Expressed in thousands of Hong Kong dollars)

3. 財務風險管理 (續)

3. FINANCIAL RISK MANAGEMENT (Continued)

3.2 信貸風險 (續)

3.2 Credit risk (Continued)

3.2.8 債務證券

3.2.8 Debt securities

(甲) 按評級機構指定之評級分析

(a) Analysis by rating agency designation

下表列示於2013年及2012年12月31日按評級機構指定之評級分析之債務證券。

The table below presents an analysis of debt securities by rating agency designation at 31 December 2013 and 2012.

集團	Group	持作買賣 用途資產 Trading assets	指定以 公平值計量 Designated at fair value	可供出售投資 Available- for-sale investments	持至到期投資 Held-to- maturity investments	貸款及 應收款項 Loans and receivables	合計 Total
2013年12月31日	At 31 December 2013						
AAA	AAA	10,240	-	1,377,938	-	-	1,388,178
AA-至AA+	AA- to AA+	6,325,368	-	7,016,032	867,349	-	14,208,749
A-至A+	A- to A+	103	-	12,730,721	1,806,195	37,220	14,574,239
有評級但低於A- 未有評級	Rated but lower than A- Unrated	-	55,772	4,065,664	845,524	1,100,370	6,067,330
		77	309	1,661,510	2,150,221	41	3,812,158
合計	Total	6,335,788	56,081	26,851,865	5,669,289	1,137,631	40,050,654
集團	Group						
2012年12月31日	At 31 December 2012						
AAA	AAA	-	-	530,906	108,794	-	639,700
AA-至AA+	AA- to AA+	5,797,593	-	7,333,770	715,697	-	13,847,060
A-至A+	A- to A+	149	-	9,492,487	3,179,297	83,743	12,755,676
有評級但低於A- 未有評級	Rated but lower than A- Unrated	-	23,440	3,342,003	1,109,253	3,261,957	7,736,653
		-	85	887,893	1,934,499	56,539	2,879,016
合計	Total	5,797,742	23,525	21,587,059	7,047,540	3,402,239	37,858,105

3. 財務風險管理 (續)

3. FINANCIAL RISK MANAGEMENT (Continued)

3.2 信貸風險 (續)

3.2 Credit risk (Continued)

3.2.8 債務證券 (續)

3.2.8 Debt securities (Continued)

(乙) 按逾期情況分析

(b) Analysis by overdue period

於初始確認時分類為貸款及應收款項之證券投資，於確認時及12月31日為逾期如下表所示：

Investments in securities which were classified as loans and receivables upon initial recognition, and were overdue at the time of recognition, and which remain overdue as at 31 December as shown below:

集團	Group	2013	2012
於初始確認時分類為貸款及應收款項之證券投資	Investments in securities classified as loans and receivables upon initial recognition		
逾期	Overdue for		
– 1年以上	– over one year	41	56,539

於初始確認時分類為貸款及應收款項之證券投資組合金額已按考慮到上述逾期情況後之價值在財務狀況表確認。

The entire portfolio of investments in securities classified as loans and receivables upon initial recognition was recognised in the statement of financial position at a value after taking into account the above overdue status.

3.2.9 附帶有信貸風險之金融資產之風險集中程度

3.2.9 Concentration of risks of financial assets with credit risk exposure

(甲) 區域

(a) Geographical sectors

客戶貸款之區域分析乃根據已考慮風險轉移後之借款人所在地分類。一般而言，當貸款的擔保方處於與借款人不同之區域時，風險將被轉移。

Advances to customers by geographical area are classified according to the location of the borrowers after taking into account the transfer of risk. In general, risk transfer applies when an advance is guaranteed by a party located in an area which is different from that of the borrower.

下表為客戶貸款總額按區域分析。

The following table analyses gross advances to customers by geographical area.

集團	Group	2013年	2012年
		12月31日	12月31日
		At	At
		31 December 2013	31 December 2012
客戶貸款總額	Gross advances to customers		
– 香港	– Hong Kong	77,492,360	68,780,111
– 中國	– China	8,890,132	8,144,601
– 澳門	– Macau	10,187,485	8,412,400
– 其他	– Others	1,407,543	836,469
		97,977,520	86,173,581

NOTES TO THE FINANCIAL STATEMENTS

(以港幣千元位列示)

(Expressed in thousands of Hong Kong dollars)

3. 財務風險管理 (續)

3. FINANCIAL RISK MANAGEMENT (Continued)

3.2 信貸風險 (續)

3.2 Credit risk (Continued)

3.2.9 附帶有信貸風險之金融資產之風險集中程度 (續)

3.2.9 Concentration of risks of financial assets with credit risk exposure (Continued)

(甲) 區域 (續)

(a) Geographical sectors (Continued)

下表為本集團有關貸款及墊款、證券投資及在銀行的結餘和存款之跨境債權分析。

The following table analyses the cross-border claims of the Group in relation to loans and advances, investments in securities, and balances and placements with banks.

集團	Group	銀行及其他 金融機構		其他	總計
		Banks and other financial institutions	公營機構 Public sector entities		
2013年12月31日	At 31 December 2013				
百萬港元	In millions of HK\$			Others	Total
亞太區，不包括香港在內	Asia Pacific excluding Hong Kong	20,456	254	17,165	37,875
北美及南美	North and South America	213	775	2,332	3,320
歐洲	Europe	2,544	–	867	3,411
		<u>23,213</u>	<u>1,029</u>	<u>20,364</u>	<u>44,606</u>
集團	Group	銀行及其他 金融機構		其他	總計
		Banks and other financial institutions	公營機構 Public sector entities		
2012年12月31日	At 31 December 2012				
百萬港元	In millions of HK\$			Others	Total
亞太區，不包括香港在內	Asia Pacific excluding Hong Kong	20,697	154	15,317	36,168
北美及南美	North and South America	2,109	–	2,854	4,963
歐洲	Europe	3,751	80	1,475	5,306
		<u>26,557</u>	<u>234</u>	<u>19,646</u>	<u>46,437</u>

上述跨境債權資料是在顧及風險的轉移後，根據交易對手的所在地而披露與對外地交易對手最終面對的風險。一般而言，若交易對手的債權是由在不同國家的另一方擔保，或履行債權是一間銀行的海外分行，而其總部是處於不同的國家，才會確認風險由一國家轉移至另一國家。

The above information of cross-border claims discloses exposures to foreign counterparties on which the ultimate risk lies, and is derived according to the location of the counterparties after taking into account any transfer of risk. In general, transfer of risk from one country to another is recognised if the claims against a counterparty are guaranteed by another party in a different country or if the claims are on an overseas branch of a bank whose head office is located in a different country.

# 財務報表附註

## NOTES TO THE FINANCIAL STATEMENTS

(以港幣千元位列示)

(Expressed in thousands of Hong Kong dollars)

### 3. 財務風險管理 (續)

### 3. FINANCIAL RISK MANAGEMENT (Continued)

#### 3.2 信貸風險 (續)

#### 3.2 Credit risk (Continued)

#### 3.2.9 附帶有信貸風險之金融資產之風險集中程度 (續)

#### 3.2.9 Concentration of risks of financial assets with credit risk exposure (Continued)

(乙) 行業

(b) Industry sectors

客戶貸款總額 — 按行業及貸款用途分類

Gross advances to customers by industry sector classified according to the usage of loans

集團	Group	2013	2012
在香港使用的貸款	Loans for use in Hong Kong		
工商金融	Industrial, commercial and financial		
– 物業發展	– Property development	2,015,552	1,662,651
– 物業投資	– Property investment	15,122,078	14,047,519
– 金融企業	– Financial concerns	740,178	336,280
– 股票經紀	– Stockbrokers	109,264	100,240
– 批發與零售業	– Wholesale and retail trade	4,006,724	3,219,507
– 製造業	– Manufacturing	1,975,672	1,996,894
– 運輸及運輸設備	– Transport and transport equipment	5,050,680	4,635,150
– 康樂活動	– Recreational activities	300,505	287,610
– 資訊科技	– Information technology	24,916	8,703
– 其他	– Others	3,571,083	2,894,403
		<u>32,916,652</u>	<u>29,188,957</u>
個人	Individuals		
– 購買「居者有其屋計劃」、 「私人參建居屋計劃」及 「租者置其屋計劃」樓宇貸款	– Loans for the purchase of flats in Home Ownership Scheme, Private Sector Participation Scheme and Tenants Purchase Scheme	1,080,873	1,123,393
– 購買其他住宅物業貸款	– Loans for the purchase of other residential properties	18,041,141	16,026,972
– 信用卡貸款	– Credit card advances	3,949,544	4,240,329
– 其他	– Others	6,880,302	5,465,362
		<u>29,951,860</u>	<u>26,856,056</u>
在香港使用的貸款	Loans for use in Hong Kong	62,868,512	56,045,013
貿易融資 (註(1))	Trade finance (Note (1))	5,918,454	5,024,007
在香港以外使用的貸款 (註(2))	Loans for use outside Hong Kong (Note (2))	29,190,554	25,104,561
		<u>97,977,520</u>	<u>86,173,581</u>

(以港幣千元位列示)

(Expressed in thousands of Hong Kong dollars)

**3. 財務風險管理 (續)****3. FINANCIAL RISK MANAGEMENT (Continued)****3.2 信貸風險 (續)****3.2 Credit risk (Continued)****3.2.9 附帶有信貸風險之金融資產之風險集中程度 (續)****3.2.9 Concentration of risks of financial assets with credit risk exposure (Continued)**

(乙) 行業 (續)

(b) Industry sectors (Continued)

註：

Note:

- (1) 上述列示之貿易融資為參考香港金融管理局(「香港金管局」)發出之相關指引而分類為香港進口、出口和轉口的融資，以及商品貿易融資等之貸款。

- (1) Trade finance shown above represents loans covering finance of imports to Hong Kong, exports and re-exports from Hong Kong and merchandising trade classified with reference to the relevant guidelines issued by the Hong Kong Monetary Authority (“HKMA”).

不涉及香港之貿易融資貸款(包括大新銀行之海外銀行附屬公司授予之貿易融資)總值992,627,000港元(2012年12月31日：336,534,000港元)分類於「在香港以外使用的貸款」項下。

Trade finance loans not involving Hong Kong (including trade finance extended by DSB's overseas subsidiary banks) totalling HK\$992,627,000 (31 December 2012: HK\$336,534,000) are classified under Loans for use outside Hong Kong.

- (2) 在香港以外使用的貸款包括授予香港客戶但在香港以外使用之貸款。

- (2) Loans for use outside Hong Kong include loans extended to customers located in Hong Kong with the finance used outside Hong Kong.

**3.3 市場風險****3.3 Market risk**

市場風險乃指由市場上利率及價格變化而引致對資產、負債及資產負債表外持倉之虧損風險。

Market risk is the risk of losses in assets, liabilities and off-balance sheet positions arising from movements in market rates and prices.

各類交易之市場風險均由董事會、風險管理及合規委員會及財資及投資風險委員會按董事會授予之權力所核准之各項風險限額及指引內處理。風險限額按組合層面以及各產品及不同風險類別設定。該等限額綜合包含了名義金額、止蝕限額、敏感性及運用市場風險數值(「市場風險數值」)之監控。所有涉及市場風險的買賣持倉需要每日按市值入賬。集團風險部之風險管理及監控部(「風險管理及監控部」)乃一個獨立之風險管理及控制部門，負責比較風險和已審批限額，以識別、計量、監控及管理該等風險及提議具體行動去確保持倉被限制在可接受水平內。任何不符合限額情況均須依據有關政策及程序經合適管理層—財資及投資風險委員會，風險管理及合規委員會或董事會審查及批准。

Market risk exposure for different types of transactions is managed within various risk limits and guidelines approved by the Board, the RMCC and the TIRC under the authority delegated from the Board. Risk limits are set at the portfolio level as well as by products and by different types of risks. The risk limits comprise a combination of notional, stop-loss, sensitivity and value-at-risk (“VaR”) controls. All trading positions are subject to daily mark-to-market valuation. The Risk Management and Control Department (“RMCD”) within the Group Risk Division, as an independent risk management and control unit, identifies, measures, monitors and controls the risk exposures against approved limits and initiates specific actions to ensure positions are managed within an acceptable level. Any exceptions have to be reviewed and sanctioned by the appropriate level of management of TIRC, RMCC or the Board as stipulated in the relevant policies and procedures.

3. 財務風險管理 (續)

3. FINANCIAL RISK MANAGEMENT (Continued)

3.3 市場風險 (續)

3.3 Market risk (Continued)

大新銀行有限公司(「大新銀行」)之附屬公司澳門商業銀行股份有限公司(「澳門商業銀行」)及大新銀行(中國)有限公司(「大新銀行(中國)」)根據其一套自定限額和政策及在大新銀行設定之總體市場風險控制內執行其本行之財資活動。大新銀行之風險管理及監控部監察及管理源自澳門商業銀行及大新銀行(中國)財資營運之市場風險。

Banco Comercial de Macau, S.A. (“BCM”) and Dah Sing Bank (China) Limited (“DSB China”), which are subsidiaries of Dah Sing Bank, Limited (“DSB”), run their treasury functions locally under their own set of limits and policies and within the overall market risk controls set by DSB. The RMCD of DSB oversees and controls the market risk arising from the treasury operations of BCM and DSB China.

本集團源自其買賣賬及銀行賬之市場風險應用不同之風險管理政策及程序。

The Group applies different risk management policies and procedures in respect of the market risk arising from its trading and banking books.

3.3.1 源自買賣賬之市場風險

3.3.1 Market risk arising from the trading book

下列敘述為有關大新銀行及澳門商業銀行。

The following descriptions relate to DSB and BCM.

本集團之買賣賬內，在外匯、債務證券、權益性證券及衍生工具之買賣持倉中存在市場風險。

In the Group’s trading book, market risk is associated with trading positions in foreign exchange, debt securities, equity securities and derivatives.

(甲) 市場風險計量方法

(a) Market risk measurement technique

作為市場風險管理，本集團使用各種業界普遍採用之方法計量市場風險及控制市場風險於設定之風險額度範圍內。用於計量及監控市場風險之計量方法概述如下。

In the management of market risk, the Group measures market risks using various techniques commonly used by the industry and control market risk exposures within established risk limits. The major measurement techniques used to measure and control market risk are outlined below.

(i) 市場風險數值

(i) Value at risk

本集團應用市場風險數值法，其乃一種以統計為基準就持作買賣用途組合因市場不利變化預計潛在損失。其表明本集團於某個置信水平可能損失之最大數額，就一日持倉期之基準作推算，本集團之置信水平為99%。因此存在明確的統計概率，實際損失可能比市場風險數值之估計數為大。因此採納該方法並不能避免當市場狀況發生重大變化時超逾此等額度之損失。

The Group applies a VaR methodology, which is a statistically based estimate, to measure the potential loss of its trading portfolio from adverse market movements. It expresses as the maximum amount the Group might lose given a certain level of confidence, which for the Group is 99% for a one day holding period. There is therefore a specified statistical probability that actual loss could be greater than the VaR estimate. Hence, the use of VaR does not prevent losses outside the VaR limits in the event of extreme market movements.

(以港幣千元位列示)

(Expressed in thousands of Hong Kong dollars)

**3. 財務風險管理 (續)****3. FINANCIAL RISK MANAGEMENT (Continued)****3.3 市場風險 (續)****3.3 Market risk (Continued)****3.3.1 源自買賣賬之市場風險 (續)****3.3.1 Market risk arising from the trading book (Continued)****(甲) 市場風險計量方法 (續)****(a) Market risk measurement technique (Continued)****(i) 市場風險數值 (續)****(i) Value at risk (Continued)**

市場風險數值模型假設某個持倉期 (就本集團而言為一天) 直至結束持倉。市場風險數值亦依據持倉之現時市值、市場風險因素過往在一個250天週期 (或一年) 之相互關係及波幅，使用一種參數性市場風險數值法計算。

The VaR model assumes a certain “holding period” (one day in the case of the Group) until positions can be closed. It is calculated based on the current mark-to-market value of the positions, the historical correlation and volatilities of the market risk factors over an observation period of 250 days (or one year) using a method known as parametric VaR methodology.

本集團藉著回顧測試買賣賬之市場風險數值結果，持續確認市場風險數值模型之有效性。所有回顧測試的偏差予以調查及向高層管理人員匯報。

The VaR model is continuously validated by back-testing the VaR results for trading positions. All back-testing exceptions are investigated and back-testing results are reported to senior management.

因市場風險數值為本集團之市場風險管理範疇內一重要環節，董事會及其授權之委員會就所有買賣持倉設定不同市場風險數值額度及分配至各業務部門，並至少每年審閱。集團風險部每天審視包括市場風險數值之實際風險與額度對比進行監控。本集團就年內全部交易活動之市場風險數值日均值為1,453,000港元 (2012年：2,140,000港元)。

As VaR constitutes an integral part of the Group’s market risk control regime, VaR limits are established and reviewed by the Board and its delegated committees at least annually for all trading positions and allocated to business units. Actual exposures, including VaR, are monitored against limits on a daily basis by Group Risk Division. Average daily VaR for the Group for all trading activities during the year was HK\$1,453,000 (2012: HK\$2,140,000).

**(ii) 壓力測試****(ii) Stress tests**

壓力測試提供極端情況下可能出現之潛在損失之約額。集團風險部進行的壓力測試包括：風險因素壓力測試，方法為在各風險類別中施行不同壓力程度；及個案壓力測試，方法為利用各種可能壓力事項對特定持倉或組合進行測算。此外，亦計量持作買賣用途組合之預計虧缺以評估當超出指定置信水平及處於較長持倉期時出現極度買賣虧損的預計規模。此外，也進行逆壓力測試作為一項有效工具以評估本集團於觸及規定之可容忍水平前所能承受的市場壓力最大約額。

Stress tests provide an indication of the potential size of losses that could arise in extreme conditions. The stress tests carried out by Group Risk Division include: risk factor stress testing, where stress movements are applied to each risk category; and scenario stress testing, which includes applying possible stress events to specific positions or portfolios. Besides, the expected shortfall of the trading portfolio is measured to evaluate the expected size of extreme trading loss beyond a specified confidence level and over a longer holding period. In addition, reverse-stress tests are performed as a useful tool to evaluate the maximum size of market stress that the Group can endure before hitting the prescribed tolerable levels.

3. 財務風險管理(續)

3. FINANCIAL RISK MANAGEMENT (Continued)

3.3 市場風險(續)

3.3 Market risk (Continued)

3.3.1 源自買賣賬之市場風險(續)

3.3.1 Market risk arising from the trading book (Continued)

(甲) 市場風險計量方法(續)

(a) Market risk measurement technique (Continued)

(ii) 壓力測試(續)

(ii) Stress tests (Continued)

壓力測試之結果由董事會及其授權之委員會定期審閱。

The results of the stress tests are reviewed by the Board and its delegated committees regularly.

(乙) 市場風險值概要

(b) VaR summary of trading portfolio

集團	Group	截至2013年12月31日 止12個月			截至2012年12月31日 止12個月		
		12 months to 31 December 2013	12 months to 31 December 2012	12 months to 31 December 2013	12 months to 31 December 2012	12 months to 31 December 2012	
		平均	最高	最低	平均	最高	最低
		Average	High	Low	Average	High	Low
外匯風險	Foreign exchange risk	934	1,529	450	1,709	3,589	913
利率風險	Interest rate risk	1,058	2,193	330	1,265	3,143	377
全部風險	All risks	1,453	2,625	689	2,140	4,692	1,092

3.3.2 源自銀行賬之市場風險

3.3.2 Market risk arising from the banking book

本集團之銀行賬中，市場風險主要來自於債務證券及權益性證券之持倉。

In the Group's banking book, market risk is predominantly associated with positions in debt and equity securities.

(甲) 市場風險計量方法

(a) Market risk measurement technique

在董事會及其授權之委員會設立之風險管理框架及政策中，設定了不同的額度、指引及管理層行動觸發額，藉此控制本集團銀行賬中有關外匯風險、利率風險及定價風險等風險。尤其設有持倉及敏感度額度及定價觸發額以控制證券投資的定價風險。此外，本集團定期進行對資產負債表內及外持倉中之利率變化及證券投資之信貸息差作敏感度分析及壓力測試(包括逆壓力測試)，比對設定之監控措施以估量及管理存在於本集團銀行賬中之市場風險。

Within the risk management framework and policies established by the Board and its delegated committees, various limits, guidelines and management action triggers are established to control the exposures of the Group's banking book activities to foreign exchange risk, interest rate risk, and price risk. In particular, position and sensitivity limits and price triggers are in place to control the price risk of the investment securities. In addition, sensitivity analysis and stress testing (including reverse-stress testing) covering shocks and shifts in interest rates on the Group's on- and off-balance sheet positions and credit spreads on the Group's investment securities are regularly performed to gauge the market risk inherent in the Group's banking book portfolios and manage it against the established control measures.

本集團現時並無採用市場風險數值法以計量及監控銀行賬中之市場風險。

VaR methodology is not currently being used to measure and control the market risk of the banking book.

(以港幣千元位列示)

(Expressed in thousands of Hong Kong dollars)

**3. 財務風險管理 (續)****3. FINANCIAL RISK MANAGEMENT (Continued)****3.3 市場風險 (續)****3.3 Market risk (Continued)****3.3.2 源自銀行賬之市場風險 (續)****3.3.2 Market risk arising from the banking book (Continued)****(乙) 非持作買賣用途組合之敏感度分析****(b) Sensitivity analysis of non-trading portfolio****(i) 外匯風險****(i) Foreign exchange risk**

除美元、澳門幣及人民幣外，本集團承擔的淨外匯風險十分有限，因為由客戶交易引致的外匯持倉及外匯結存，通常會與其他的客戶交易或市場交易配對抵銷。澳門幣及人民幣之匯兌風險主要來自澳門及中國內地之海外附屬公司之營運。淨風險持倉，無論是個別貨幣或總體而言，每日皆由本集團財資部控制在已制定的外匯限額內。

The Group has limited net foreign exchange exposure (except for USD, Macau Pataca ("MOP") and Renminbi ("RMB")) as foreign exchange positions and foreign currency balances arising from customer transactions are normally matched against other customer transactions or transactions with the market. Foreign exchange exposure in respect of MOP and RMB arise mainly from the operation of overseas subsidiaries in Macau and Mainland China. The net exposure positions, both by individual currency and in aggregate, are managed by the Treasury of the Group on a daily basis within established foreign exchange limits.

若用長期外幣資金融資港元資產，反之亦然，通常會透過與遠期外匯合約配對抵銷以減低外匯風險。

Long-term foreign currency funding, to the extent that this is used to fund Hong Kong dollar assets, or vice versa, is normally matched using foreign exchange forward contracts to reduce exposure to foreign exchange risk.

於2013年12月31日，倘所有其他變數保持不變而港元對澳門幣及人民幣貶值100個基點，本年度之除稅後溢利及權益將增加9,000,000港元（2012年：增加8,000,000港元），主要受惠於換算澳門幣及人民幣資產時之外匯收益大於換算澳門幣及人民幣負債時之外匯虧損。

At 31 December 2013, if HK\$ had weakened by 100 pips against MOP and RMB with all other variables held constant, the profit after tax for the year and equity would have been HK\$9 million higher (2012: HK\$8 million higher), mainly as a result that the foreign exchange gain on translation of MOP and RMB denominated financial assets outweighed the foreign exchange losses on translation of MOP and RMB denominated financial liabilities.

相反地，倘所有其他變數保持不變而港元對澳門幣及人民幣升值100個基點，本年度之除稅後溢利及權益將減少9,000,000港元（2012年：減少8,000,000港元）。

Conversely, if HK\$ had strengthened by 100 pips against MOP and RMB with all other variables held constant, the profit after tax for the year and equity would have been HK\$9 million lower (2012: HK\$8 million lower).

3. 財務風險管理 (續)

3. FINANCIAL RISK MANAGEMENT (Continued)

3.3 市場風險 (續)

3.3 Market risk (Continued)

3.3.2 源自銀行賬之市場風險 (續)

3.3.2 Market risk arising from the banking book (Continued)

(乙) 非持作買賣用途組合之敏感度分析  
(續)

(b) Sensitivity analysis of non-trading portfolio (Continued)

(ii) 利率風險

(ii) Interest rate risk

就盈利觀點而言，利率風險乃由於市場利率變化而導致金融工具源自未來現金流之淨收入波動之風險。就經濟價值觀點而言，利率風險則為由於市場利率變化而導致金融工具之經濟價值波動之風險。本集團就銀行賬承擔以上兩方面之利率風險。就此而論，息差或淨利息收入及資本之經濟價值可能由於此等變化或突如其來之變化而上升或下跌。董事會及資產及負債管理委員會(「資產及負債管理委員會」)就可能承擔之重訂利率錯配水平設定額度，由風險管理及監控部定期監控。

From an earnings perspective, interest rate risk is the risk that the net income arising from future cash flows of a financial instrument will fluctuate because of changes in market interest rates. From an economic value perspective, interest rate risk is the risk that the economic value of a financial instrument will fluctuate because of changes in market interest rates. The Group takes on interest rate risk from both perspectives in the banking book. As such, the interest margins or net interest income and the economic value of the capital may increase or decrease as a result of such changes or in the event that unexpected movements arise. The Board and the Asset and Liability Management Committee (“ALCO”) set limits on the level of mismatch of interest rate repricing that may be undertaken, which are monitored regularly by RMCD.

本集團採納用以計量源自銀行賬持倉的利率風險額之框架與香港金管局闡述用以呈報利率風險額者相同。在這框架下，無固定到期日之存款被視作將於下一個工作天付還及重訂息率，而當分配貸款餘額至各息率重訂時限組別時，貸款預付款項則不被考慮。

The framework adopted by the Group to measure interest rate risk exposures arising from its banking book positions is consistent with that set forth by the HKMA for reporting interest rate risk exposures. In this framework, deposits without a fixed maturity are assumed to be repayable and to reprice on the next working day whereas loan prepayments are not considered when allocating loan balances into respective interest repricing time bands.

於2013年12月31日，倘所有其他變數保持不變而港元及美元之市場利率上升200個基點，未來12個月之除稅後溢利及經濟價值將分別減少193,000,000港元(2012年：減少80,000,000港元)及減少970,000,000港元(2012年：減少605,000,000港元)。

At 31 December 2013, if HK\$ and US\$ market interest rates had been 200 bps higher with other variables held constant, the profit after tax over the next 12 months and the economic value would have been HK\$193 million lower (2012: HK\$80 million lower) and HK\$970 million lower (2012: HK\$605 million lower) respectively.

(以港幣千元位列示)

(Expressed in thousands of Hong Kong dollars)

**3. 財務風險管理 (續)****3. FINANCIAL RISK MANAGEMENT (Continued)****3.3 市場風險 (續)****3.3 Market risk (Continued)****3.3.2 源自銀行賬之市場風險 (續)****3.3.2 Market risk arising from the banking book (Continued)**(乙) 非持作買賣用途組合之敏感度分析  
(續)

(b) Sensitivity analysis of non-trading portfolio (Continued)

## (ii) 利率風險 (續)

## (ii) Interest rate risk (Continued)

上述於2012年及2013年應用在外匯風險及利率風險之敏感度分析方法及假設基準皆相同。

The method and assumptions used in the above sensitivity analysis on foreign exchange risk and interest rate risk are on the same basis for both 2012 and 2013.

除了外匯風險及利率風險，本集團之債務證券及權益性證券投資亦面對其他定價風險。故此，因應不同的因素包括流動資金風險、市場狀況及其他可能影響個別或組合投資風險敞口之事件，此等投資的價值可以出現重大的變化。

In addition to foreign exchange risk and interest rate risk, the Group's investments in debt securities and equity securities are also exposed to other price risks. Consequently, the value of such investments could change significantly depending on a variety of factors including liquidity risk, market sentiment and other events that might affect individual or portfolios of exposures.

# 財務報表附註

## NOTES TO THE FINANCIAL STATEMENTS

(以港幣千元位列示)

(Expressed in thousands of Hong Kong dollars)

### 3. 財務風險管理 (續)

### 3. FINANCIAL RISK MANAGEMENT (Continued)

#### 3.3 市場風險 (續)

#### 3.3 Market risk (Continued)

##### 3.3.3 外匯風險

##### 3.3.3 Currency risk

下表概列本集團按貨幣劃分及以港幣等值列出之金融資產及負債金額。

The table below summarises the Group's financial assets and liabilities translated into equivalent HK\$ amounts, categorised by currency.

集團	Group	港元	美元	澳門幣	人民幣	其他	合計
2013年12月31日	At 31 December 2013	HKD	USD	MOP	RMB	Others	Total
<b>資產</b>	<b>Assets</b>						
現金及在銀行的結餘	Cash and balances with banks	879,053	1,419,895	442,598	4,905,415	623,925	8,270,886
在銀行1至12個月內到期的存款	Placements with banks maturing between one and twelve months	-	1,343,478	-	2,757,815	-	4,101,293
持作買賣用途的證券	Trading securities	6,335,608	-	-	180	-	6,335,788
指定以公平值計量且其變動計入損益的金融資產	Financial assets designated at fair value through profit or loss	-	56,081	-	-	-	56,081
衍生金融工具	Derivative financial instruments	26,945	608,954	-	-	51,170	687,069
各項貸款及其他賬目	Advances and other accounts	76,530,739	13,304,523	4,538,712	12,254,168	1,570,253	108,198,395
可供出售證券	Available-for-sale securities	2,172,667	24,041,700	485	649,869	263,696	27,128,417
持至到期證券	Held-to-maturity securities	549,637	3,174,645	590,539	951,316	403,152	5,669,289
<b>金融資產合計</b>	<b>Total financial assets</b>	<b>86,494,649</b>	<b>43,949,276</b>	<b>5,572,334</b>	<b>21,518,763</b>	<b>2,912,196</b>	<b>160,447,218</b>
<b>負債</b>	<b>Liabilities</b>						
銀行存款	Deposits from banks	59,591	1,886,917	256	30,574	17,959	1,995,297
衍生金融工具	Derivative financial instruments	30,834	912,746	-	-	173,676	1,117,256
持作買賣用途的負債	Trading liabilities	3,362,473	-	-	-	-	3,362,473
客戶存款	Deposits from customers	82,258,381	14,886,479	6,393,074	19,399,000	6,906,217	129,843,151
已發行的存款證	Certificates of deposit issued	5,356,465	775,465	631	-	-	6,132,561
已發行的債務證券	Issued debt securities	-	775,385	-	-	-	775,385
後償債務	Subordinated notes	-	2,398,493	-	-	1,363,978	3,762,471
其他賬目及預提	Other accounts and accruals	1,511,779	879,673	58,739	389,527	88,512	2,928,230
<b>金融負債合計</b>	<b>Total financial liabilities</b>	<b>92,579,523</b>	<b>22,515,158</b>	<b>6,452,700</b>	<b>19,819,101</b>	<b>8,550,342</b>	<b>149,916,824</b>
<b>資產負債表上持倉淨額</b>	<b>Net on-balance sheet positions</b>	<b>(6,084,874)</b>	<b>21,434,118</b>	<b>(880,366)</b>	<b>1,699,662</b>	<b>(5,638,146)</b>	<b>10,530,394</b>
<b>資產負債表外持倉名義淨額*</b>	<b>Off-balance sheet net notional positions*</b>	<b>14,936,216</b>	<b>(20,476,354)</b>	<b>249,867</b>	<b>(163,843)</b>	<b>5,384,119</b>	<b>(69,995)</b>
<b>信貸承擔</b>	<b>Credit commitments</b>	<b>61,463,280</b>	<b>4,261,313</b>	<b>454,286</b>	<b>4,187,601</b>	<b>163,393</b>	<b>70,529,873</b>

\* 資產負債表外持倉名義淨額指主要用於減輕集團外匯變動風險之外幣金融衍生工具的名義淨額。

\* Off-balance sheet net notional positions represent the net notional amounts of foreign currency derivative financial instruments which are principally used to reduce the Group's exposure to currency movements.

NOTES TO THE FINANCIAL STATEMENTS

(以港幣千元位列示)

(Expressed in thousands of Hong Kong dollars)

3. 財務風險管理 (續)

3. FINANCIAL RISK MANAGEMENT (Continued)

3.3 市場風險 (續)

3.3 Market risk (Continued)

3.3.3 外匯風險 (續)

3.3.3 Currency risk (Continued)

集團	Group	港元	美元	澳門幣	人民幣	其他	合計
2012年12月31日	At 31 December 2012	HKD	USD	MOP	RMB	Others	Total
資產	Assets						
現金及在銀行的結餘	Cash and balances with banks	3,908,174	1,535,281	340,250	5,424,342	2,265,203	13,473,250
在銀行1至12個月內到期的存款	Placements with banks maturing between one and twelve months	1,475,000	457,922	-	1,550,778	506,927	3,990,627
持作買賣用途的證券	Trading securities	5,797,196	-	-	546	-	5,797,742
指定以公平值計量且其變動 計入損益的金融資產	Financial assets designated at fair value through profit or loss	-	23,525	-	-	-	23,525
衍生金融工具	Derivative financial instruments	34,617	500,069	-	7	108,553	643,246
各項貸款及其他賬目	Advances and other accounts	69,408,572	13,289,774	3,402,595	8,477,318	2,730,838	97,309,097
可供出售證券	Available-for-sale securities	2,728,901	18,337,645	485	567,911	285,582	21,920,524
持至到期證券	Held-to-maturity securities	399,701	4,998,675	869,731	43,412	736,021	7,047,540
金融資產合計	Total financial assets	83,752,161	39,142,891	4,613,061	16,064,314	6,633,124	150,205,551
負債	Liabilities						
銀行存款	Deposits from banks	110,386	1,685,016	38,902	771,586	39,730	2,645,620
衍生金融工具	Derivative financial instruments	8,768	1,216,050	-	-	273,874	1,498,692
持作買賣用途的負債	Trading liabilities	2,278,044	-	-	-	-	2,278,044
客戶存款	Deposits from customers	75,561,632	15,352,845	5,673,145	13,898,425	7,450,355	117,936,402
已發行的存款證	Certificates of deposit issued	4,410,874	1,331,019	10,569	-	-	5,752,462
已發行的債務證券	Issued debt securities	-	2,712,907	-	-	-	2,712,907
後償債務	Subordinated notes	-	2,555,901	-	-	1,423,569	3,979,470
其他賬目及預提	Other accounts and accruals	1,466,427	1,526,749	58,342	337,252	110,316	3,499,086
金融負債合計	Total financial liabilities	83,836,131	26,380,487	5,780,958	15,007,263	9,297,844	140,302,683
資產負債表上持倉淨額	Net on-balance sheet positions	(83,970)	12,762,404	(1,167,897)	1,057,051	(2,664,720)	9,902,868
資產負債表外持倉名義淨額*	Off-balance sheet net notional positions*	9,034,953	(11,306,151)	-	152,725	2,353,137	234,664
信貸承擔	Credit commitments	54,147,462	4,738,582	479,075	3,180,948	186,023	62,732,090

# 財務報表附註

## NOTES TO THE FINANCIAL STATEMENTS

(以港幣千元位列示)

(Expressed in thousands of Hong Kong dollars)

### 3. 財務風險管理 (續)

### 3. FINANCIAL RISK MANAGEMENT (Continued)

#### 3.3 市場風險 (續)

#### 3.3 Market risk (Continued)

##### 3.3.4 利率風險

##### 3.3.4 Interest rate risk

下表概列本集團之利率風險。表內包括本集團按賬面金額計算之金融資產及負債，並按重定息率日或到期日(以較早者為準)分類。

The table below summarises the Group's exposure to interest rate risks. Included in the table are the Group's financial assets and liabilities at carrying amounts, categorised by the earlier of contractual repricing or maturity dates.

集團	Group	3個月 或以下 3 months or less	3個月以上 至1年 Over 3 months to 1 year	1年以上 至5年 Over 1 year to 5 years	5年以上 Over 5 years	不計息 Non-interest Bearing	合計 Total
2013年12月31日	At 31 December 2013						
<b>資產</b>	<b>Assets</b>						
現金及在銀行的結餘	Cash and balances with banks	7,329,504	-	-	-	941,382	8,270,886
在銀行1至12個月內到期的存款	Placements with banks maturing between one and twelve months	1,889,032	2,212,261	-	-	-	4,101,293
持作買賣用途的證券	Trading securities	631,934	5,368,325	335,529	-	-	6,335,788
指定以公平值計量且其變動 計入損益的金融資產	Financial assets designated at fair value through profit or loss	-	-	-	51,833	4,248	56,081
衍生金融工具	Derivative financial instruments	-	-	-	-	687,069	687,069
各項貸款及其他賬目	Advances and other accounts	84,973,168	8,473,687	9,791,152	727,150	4,233,238	108,198,395
可供出售證券	Available-for-sale securities	920,545	1,992,504	18,939,775	4,994,214	281,379	27,128,417
持至到期證券	Held-to-maturity securities	1,446,017	1,655,194	2,568,078	-	-	5,669,289
<b>金融資產合計</b>	<b>Total financial assets</b>	<b>97,190,200</b>	<b>19,701,971</b>	<b>31,634,534</b>	<b>5,773,197</b>	<b>6,147,316</b>	<b>160,447,218</b>
<b>負債</b>	<b>Liabilities</b>						
銀行存款	Deposits from banks	1,759,613	-	-	-	235,684	1,995,297
衍生金融工具	Derivative financial instruments	-	-	-	-	1,117,256	1,117,256
持作買賣用途的負債	Trading liabilities	478,501	2,767,145	116,827	-	-	3,362,473
客戶存款	Deposits from customers	103,288,589	19,134,646	1,608,375	164,673	5,646,868	129,843,151
已發行的存款證	Certificates of deposit issued	2,259,279	2,107,785	1,765,497	-	-	6,132,561
已發行的債務證券	Issued debt securities	775,385	-	-	-	-	775,385
後償債務	Subordinated notes	-	-	1,850,719	1,911,752	-	3,762,471
其他賬目及預提	Other accounts and accruals	413,993	-	-	-	2,514,237	2,928,230
<b>金融負債合計</b>	<b>Total financial liabilities</b>	<b>108,975,360</b>	<b>24,009,576</b>	<b>5,341,418</b>	<b>2,076,425</b>	<b>9,514,045</b>	<b>149,916,824</b>
利息敏感差距合計(未經調整)*	Total interest sensitivity gap (unadjusted)*	(11,785,160)	(4,307,605)	26,293,116	3,696,772		
利率衍生工具合約之影響	Effect of interest rate derivative contracts	4,226,603	2,950,892	(4,061,258)	(3,130,229)		
利息敏感差距合計(經調整)*	Total interest sensitivity gap (adjusted)*	(7,558,557)	(1,356,713)	22,231,858	566,543		

\* 未經調整利息敏感差距乃按資產負債表內資產和負債的持倉量釐定。經調整利息敏感差距已計入就減低利率風險而進行的利率衍生工具合約的效果。

\* Unadjusted interest sensitivity gap is determined based on positions of on-balance sheet assets and liabilities. Adjusted interest sensitivity gap takes into account the effect of interest rate derivative contracts entered into to mitigate interest rate risk.

NOTES TO THE FINANCIAL STATEMENTS

(以港幣千元位列示)

(Expressed in thousands of Hong Kong dollars)

3. 財務風險管理 (續)

3. FINANCIAL RISK MANAGEMENT (Continued)

3.3 市場風險 (續)

3.3 Market risk (Continued)

3.3.4 利率風險 (續)

3.3.4 Interest rate risk (Continued)

集團	Group	3個月 或以下	3個月以上 至1年	1年以上 至5年	5年以上	不計息	合計
2012年12月31日	At 31 December 2012	3 months or less	3 months to 1 year	1 year to 5 years	Over 5 years	Non-interest Bearing	Total
資產	Assets						
現金及在銀行的結餘	Cash and balances with banks	12,497,233	-	-	-	976,017	13,473,250
在銀行1至12個月內到期的存款	Placements with banks maturing between one and twelve months	3,423,499	567,128	-	-	-	3,990,627
持作買賣用途的證券	Trading securities	693,090	4,700,030	384,812	19,810	-	5,797,742
指定以公平值計量且其變動 計入損益的金融資產	Financial assets designated at fair value through profit or loss	-	-	-	-	23,525	23,525
衍生金融工具	Derivative financial instruments	-	-	-	-	643,246	643,246
各項貸款及其他賬目	Advances and other accounts	75,634,291	7,680,768	9,754,947	487,741	3,751,350	97,309,097
可供出售證券	Available-for-sale securities	851,542	1,383,436	15,341,744	4,006,511	337,291	21,920,524
持至到期證券	Held-to-maturity securities	3,246,936	1,930,135	1,870,469	-	-	7,047,540
金融資產合計	Total financial assets	96,346,591	16,261,497	27,351,972	4,514,062	5,731,429	150,205,551
負債	Liabilities						
銀行存款	Deposits from banks	2,325,523	314	-	-	319,783	2,645,620
衍生金融工具	Derivative financial instruments	-	-	-	-	1,498,692	1,498,692
持作買賣用途的負債	Trading liabilities	1,436,569	646,446	195,029	-	-	2,278,044
客戶存款	Deposits from customers	97,230,241	14,905,880	727,034	-	5,073,247	117,936,402
已發行的存款證	Certificates of deposit issued	1,521,356	3,559,124	671,982	-	-	5,752,462
已發行的債務證券	Issued debt securities	2,712,907	-	-	-	-	2,712,907
後償債務	Subordinated notes	-	-	1,934,029	2,045,441	-	3,979,470
其他賬目及預提	Other accounts and accruals	346,259	-	-	-	3,152,827	3,499,086
金融負債合計	Total financial liabilities	105,572,855	19,111,764	3,528,074	2,045,441	10,044,549	140,302,683
利息敏感差距合計 (未經調整)*	Total interest sensitivity gap (unadjusted)*	(9,226,264)	(2,850,267)	23,823,898	2,468,621		
利率衍生工具合約之影響	Effect of interest rate derivative contracts	3,705,070	3,358,526	(5,408,185)	(1,620,921)		
利息敏感差距合計 (經調整)*	Total interest sensitivity gap (adjusted)*	(5,521,194)	508,259	18,415,713	847,700		

### 3. 財務風險管理(續)

### 3. FINANCIAL RISK MANAGEMENT (Continued)

#### 3.4 流動資金風險

#### 3.4 Liquidity risk

流動資金風險乃本集團未能就到期之金融負債履行付款責任及當其提取時未能補充資金之風險。

Liquidity risk is the risk that the Group is unable to meet its payment obligations associated with its financial liabilities when they fall due and to replace funds when they are withdrawn.

##### 3.4.1 流動資金風險管理程序

##### 3.4.1 Liquidity risk management process

本集團按審慎原則管理資金流動性，旨在確保有充足之流動性及融資能力，以應付日常的業務營運及能承受不短於一個月之持續資金壓力。本集團於期內保持流動資金比率遠高於法定最低要求的25%。

The Group manages its liquidity on a prudent basis with the objective to ensure that there is adequate liquidity and funding capacity to meet normal business operations and to withstand a prolonged period of liquidity stress of not less than a month. During the period, the Group had maintained a sufficiently high liquidity ratio well above the statutory minimum of 25%.

此外，本集團已根據香港金管局於2011年4月頒佈的《監管政策手冊》(《監管政策手冊》)LM-2「流動性風險管理之健全系統及控制」之規定維護流動性風險管理框架。《監管政策手冊》LM-2乃為實施巴塞爾銀行監管委員會(「巴塞爾委員會」)所確立之健全流動性原則而制定，旨在強化銀行的流動性風險管理標準。

Moreover, the Group maintains the liquidity risk management framework in accordance with the requirements set forth in the Supervisory Policy Manual (“SPM”) LM-2 on “Sound Systems and Controls for Liquidity Risk Management” issued by the HKMA in April 2011. The SPM LM-2 is developed to implement the liquidity sound principles formulated by the Basel Committee on Banking Supervision (“Basel Committee”) to strengthen the liquidity risk management standards of banks.

流動性風險管理乃遵照經董事會批准之政策及框架管理，據此授權本集團的資產及負債管理委員會監控流動性風險管理。本集團的資產及負債管理委員會定期檢討本集團之貸款及存款的組合及變化、融資需求及預測，以及對一系列包括流動資金比率及到期錯配狀況之流動性風險度量作持續監控。本集團對此等風險度量訂定適當的限額及觸發額，並持有充足的流動資產以確保能應付所有短期資金的需求。財資部負責資金及流動性狀況之日常管理，而風險管理及監控部負債每日及每月計量及監控流動性的風險敞口，亦進行流動性分析及壓力測試。財務監理處則處理有關流動性風險之監管報告，並組織編製貸款與存款以及流動資金比率的定期預測、預算和與流動性及資金管理有關之分析。

Liquidity risk management is governed by the policy and framework approved by the Board, which delegates to the Group’s ALCO to oversee liquidity risk management. The ALCO regularly reviews the Group’s loan and deposit mix and changes, funding requirements and projections, and monitors a set of liquidity risk metrics, including the liquidity ratio and maturity mismatch on an ongoing basis. Appropriate limits or triggers on these risk metrics are set and sufficient liquid assets are held to ensure that the Group can meet all short-term funding requirements. The Treasury Division is responsible for the day-to-day management of funding and liquidity position while the RMCD is responsible for the measurement and monitoring of liquidity risk exposures on a daily and monthly basis, and also conducting liquidity analysis and stress testing. The Financial Control Division handles regulatory reporting in relation to liquidity risk, and coordinates the regular forecast of loans and deposits, and liquidity ratio, budget and analysis relating to liquidity and funding management.

(以港幣千元位列示)

(Expressed in thousands of Hong Kong dollars)

**3. 財務風險管理 (續)****3. FINANCIAL RISK MANAGEMENT (Continued)****3.4 流動資金風險 (續)****3.4 Liquidity risk (Continued)****3.4.1 流動資金風險管理程序 (續)****3.4.1 Liquidity risk management process (Continued)**

本集團高度重視建立多樣化及穩定的資金來源。除了客戶存款為本集團的資金之基本部份，本集團亦適時發行存款證及中期票據藉以延長資金的融資年期及優化資產及負債之年期。在有限制的基礎下，亦會吸納短期銀行同業存款以維持在市場上的佔有率為目標。本集團乃銀行同業市場的淨放款人。

The Group places considerable importance to establish a diversified and stable funding. While customer deposits form the primary portion of the Group's funding, certificates of deposit and medium term notes are issued at opportune time in order to lengthen the funding maturity and optimise asset and liability maturities. Short-term interbank deposits are taken on a limited basis with the aim of maintaining the presence in the market and the Group is a net lender to the interbank market.

監控及呈報按不同時限之現金流計量及推測方式實行，時限按流動性管理之主要區間包括次日、一星期及一個月來區分。此等推測首先分析該等金融資產及負債之合約到期日，並且依據過往觀察預計該等金融資產及負債的預期到期日。預測現金流亦考慮資產負債表外項目，包括未提取借貸承擔及或然負債(例如備用信用證及擔保)之過往行為。保持一個流動資產的組合以應付突如其來之淨現金流虧缺。持有之債務證券每日按市值入賬以確保其市場流動性。本集團定期進行壓力測試，包括與機構特定相關的、一般市場危機的及併合兩者的不同方案以評估流動性狀況在受壓之市場情況下的潛在影響，並已制定緊急應變計劃，詳列應對流動性問題之策略和於緊急情況下填補現金流不足之程序(例如進行回購協議交易或變賣持作流動性風險管理用途之資產)。集團公司間之交易按公平原則進行及就正常情況下之現金流預測而言，如同與其他第三方之交易處理。集團之附屬公司於正常及受壓情況下須管理其流動資金狀況以應付其需要。

The monitoring and reporting take the forms of cash flow measurements and projections for different time horizons, including the next day, week and month, which are key periods for liquidity management. The starting point for those projections is an analysis of the contractual maturity of the financial assets and liabilities as well as the expected maturity of these assets and liabilities based on historical observations. The cash flow projections also take into account the historical behaviour of off-balance sheet items, including undrawn lending commitments and contingent liabilities such as standby letters of credit and guarantees. A liquid asset portfolio is held to withstand unexpected shortfall in net cash flow. Debt securities held are marked to the market on daily basis to ensure their market liquidity. The Group performs stress testing regularly, which includes an institution-specific crisis scenario, a general market crisis scenario and a combination of these crisis scenarios in order to assess the potential impact on its liquidity position under stressed market conditions and has formulated a contingency plan that sets out strategies for dealing with liquidity problems and the procedures for making up cash flow deficits (e.g. conducting repo transactions or liquidation of assets held for liquidity risk management purpose) in emergency situations. Intragroup transactions are conducted on arms-length basis and are treated the same way as other third party transactions for the purpose of cash flow projection under normal scenario. Subsidiaries of the Group are required to manage their liquidity positions to meet their needs under both normal and stressed conditions.

# 財務報表附註

## NOTES TO THE FINANCIAL STATEMENTS

(以港幣千元位列示)

(Expressed in thousands of Hong Kong dollars)

### 3. 財務風險管理 (續)

### 3. FINANCIAL RISK MANAGEMENT (Continued)

#### 3.4 流動資金風險 (續)

#### 3.4 Liquidity risk (Continued)

##### 3.4.2 到期日分析

##### 3.4.2 Maturity analysis

下表分析本集團按報告期末至有關合約到期日或最早可贖回日(如適用)之剩餘期限分類之資產及負債。

The table below analyses the Group's assets and liabilities into relevant maturity groupings based on the remaining period at the end of the reporting period to the contractual maturity date or, where applicable, the earliest callable date.

集團	Group	即期償還	1個月或以下	1個月以上 但3個月或以下	3個月以上 至1年	1年以上 至5年	5年以上	無註明日期	合計
2013年12月31日	At 31 December 2013	Repayable on demand	Up to 1 month	3 months or less but over 1 month	3 months to 1 year	Over 1 year to 5 years	Over 5 years	Indefinite	Total
<b>資產</b>	<b>Assets</b>								
現金及在銀行的結餘	Cash and balances with banks	3,364,445	4,906,441	-	-	-	-	-	8,270,886
在銀行1至12個月內 到期的存款	Placements with banks maturing between one and twelve months	-	-	1,889,032	2,212,261	-	-	-	4,101,293
持作買賣用途的證券	Trading securities	-	147,493	481,050	5,358,136	349,109	-	-	6,335,788
指定以公平值計量且其變動 計入損益的金融資產	Financial assets designated at fair value through profit or loss	-	-	-	-	-	56,081	-	56,081
衍生金融工具	Derivative financial instruments	-	65,421	30,274	143,845	124,426	323,103	-	687,069
各項貸款及其他賬目	Advances and other accounts	7,487,877	10,341,642	11,440,930	14,587,802	31,637,306	31,015,481	1,687,357	108,198,395
可供出售證券	Available-for-sale securities	-	383,989	39,426	2,101,347	19,328,062	4,994,214	281,379	27,128,417
持至到期證券	Held-to-maturity securities	-	262,604	-	1,655,194	3,751,491	-	-	5,669,289
聯營公司投資	Investment in an associate	-	-	-	-	-	-	3,304,993	3,304,993
共同控制實體投資	Investments in jointly controlled entities	-	-	-	-	-	-	59,657	59,657
商譽	Goodwill	-	-	-	-	-	-	811,690	811,690
無形資產	Intangible assets	-	-	-	-	-	-	65,242	65,242
行產及其他固定資產	Premises and other fixed assets	-	-	-	-	-	-	1,861,452	1,861,452
投資物業	Investment properties	-	-	-	-	-	-	653,921	653,921
即期稅項資產	Current income tax assets	-	-	-	-	-	-	-	-
遞延稅項資產	Deferred income tax assets	-	-	-	-	22,975	-	-	22,975
<b>資產合計</b>	<b>Total assets</b>	<b>10,852,322</b>	<b>16,107,590</b>	<b>13,880,712</b>	<b>26,058,585</b>	<b>55,213,369</b>	<b>36,388,879</b>	<b>8,725,691</b>	<b>167,227,148</b>
<b>負債</b>	<b>Liabilities</b>								
銀行存款	Deposits from banks	123,020	476,584	-	-	1,395,693	-	-	1,995,297
衍生金融工具	Derivative financial instruments	-	119,297	45,486	128,324	719,379	104,770	-	1,117,256
持作買賣用途的負債	Trading liabilities	-	477,501	1,000	2,767,146	116,826	-	-	3,362,473
客戶存款	Deposits from customers	40,124,673	42,100,839	28,212,501	17,809,946	1,594,411	781	-	129,843,151
已發行的存款證	Certificates of deposit issued	-	752,633	856,739	2,757,691	1,765,498	-	-	6,132,561
已發行的債務證券	Issued debt securities	-	-	-	775,385	-	-	-	775,385
後償債務	Subordinated notes	-	-	-	-	486,740	3,275,731	-	3,762,471
其他賬目及預提	Other accounts and accruals	25,574	766,932	782,082	798,954	62,147	-	492,541	2,928,230
即期稅項負債	Current income tax liabilities	-	-	-	210,451	-	-	-	210,451
遞延稅項負債	Deferred income tax liabilities	-	-	-	-	34,304	-	-	34,304
<b>負債合計</b>	<b>Total liabilities</b>	<b>40,273,267</b>	<b>44,693,786</b>	<b>29,897,808</b>	<b>25,247,897</b>	<b>6,174,998</b>	<b>3,381,282</b>	<b>492,541</b>	<b>150,161,579</b>
<b>淨流動性差距</b>	<b>Net liquidity gap</b>	<b>(29,420,945)</b>	<b>(28,586,196)</b>	<b>(16,017,096)</b>	<b>810,688</b>	<b>49,038,371</b>	<b>33,007,597</b>	<b>8,233,150</b>	<b>17,065,569</b>

NOTES TO THE FINANCIAL STATEMENTS

(以港幣千元位列示)

(Expressed in thousands of Hong Kong dollars)

3. 財務風險管理 (續)

3. FINANCIAL RISK MANAGEMENT (Continued)

3.4 流動資金風險 (續)

3.4 Liquidity risk (Continued)

3.4.2 到期日分析 (續)

3.4.2 Maturity analysis (Continued)

集團	Group	即期償還	1個月或以下	1個月以上 但3個月或以下	3個月以上 至1年	1年以上 至5年	5年以上	無註明日期	合計
2012年12月31日(經重列)	At 31 December 2012 (Restated)	Repayable on demand	Up to 1 month	3 months or less but over 1 month	Over 3 months to 1 year	Over 1 year to 5 years	Over 5 years	Indefinite	Total
資產	Assets								
現金及在銀行的結餘	Cash and balances with banks	2,398,341	11,074,909	-	-	-	-	-	13,473,250
在銀行1至12個月內 到期的存款	Placements with banks maturing between one and twelve months	-	-	3,423,499	567,128	-	-	-	3,990,627
持作買賣用途的證券	Trading securities	-	39,498	650,443	4,694,242	393,749	19,810	-	5,797,742
指定以公平值計量且其變動 計入損益的金融資產	Financial assets designated at fair value through profit or loss	-	-	-	-	-	23,525	-	23,525
衍生金融工具	Derivative financial instruments	-	83,569	40,789	41,295	178,928	298,665	-	643,246
各項貸款及其他賬目	Advances and other accounts	7,162,694	7,715,825	9,130,555	14,516,083	30,108,507	27,309,216	1,366,217	97,309,097
可供出售證券	Available-for-sale securities	-	38,794	99,228	1,422,570	16,016,130	4,006,511	337,291	21,920,524
持至到期證券	Held-to-maturity securities	-	261,815	101,075	2,365,107	4,319,543	-	-	7,047,540
聯營公司投資	Investment in an associate	-	-	-	-	-	-	2,437,031	2,437,031
共同控制實體投資	Investments in jointly controlled entities	-	-	-	-	-	-	54,246	54,246
商譽	Goodwill	-	-	-	-	-	-	811,690	811,690
無形資產	Intangible assets	-	-	-	-	-	-	69,320	69,320
行產及其他固定資產	Premises and other fixed assets	-	-	-	-	-	-	1,475,081	1,475,081
投資物業	Investment properties	-	-	-	-	-	-	772,513	772,513
即期稅項資產	Current income tax assets	-	-	-	51	-	-	-	51
遞延稅項資產	Deferred income tax assets	-	-	-	-	13,881	-	-	13,881
資產合計	Total assets	9,561,035	19,214,410	13,445,589	23,606,476	51,030,738	31,657,727	7,323,389	155,839,364
負債	Liabilities								
銀行存款	Deposits from banks	146,583	872,226	812,626	314	813,871	-	-	2,645,620
衍生金融工具	Derivative financial instruments	-	33,765	29,003	39,611	1,114,010	282,303	-	1,498,692
持作買賣用途的負債	Trading liabilities	-	18,500	1,418,069	646,446	195,029	-	-	2,278,044
客戶存款	Deposits from customers	34,915,267	41,835,636	25,550,358	14,908,107	727,034	-	-	117,936,402
已發行的存款證	Certificates of deposit issued	-	253,929	13,363	4,813,188	671,982	-	-	5,752,462
已發行的債務證券	Issued debt securities	-	-	-	1,937,792	775,115	-	-	2,712,907
後償債務	Subordinated notes	-	-	-	-	510,460	3,469,010	-	3,979,470
其他賬目及預提	Other accounts and accruals	54,150	735,595	1,447,533	664,756	25,824	-	571,228	3,499,086
即期稅項負債	Current income tax liabilities	-	-	-	111,840	-	-	-	111,840
遞延稅項負債	Deferred income tax liabilities	-	-	-	-	5,913	-	-	5,913
負債合計	Total liabilities	35,116,000	43,749,651	29,270,952	23,122,054	4,839,238	3,751,313	571,228	140,420,436
淨流動性差距	Net liquidity gap	(25,554,965)	(24,535,241)	(15,825,363)	484,422	46,191,500	27,906,414	6,752,161	15,418,928

## 財務報表附註

# NOTES TO THE FINANCIAL STATEMENTS

(以港幣千元位列示)

(Expressed in thousands of Hong Kong dollars)

### 3. 財務風險管理 (續)

### 3. FINANCIAL RISK MANAGEMENT (Continued)

#### 3.4 流動資金風險 (續)

#### 3.4 Liquidity risk (Continued)

##### 3.4.2 到期日分析 (續)

##### 3.4.2 Maturity analysis (Continued)

於報告期末持作投資用途及包含在資產總額內的存款證之有關結餘，按合約到期日之前之剩餘期限分析列示如下：

In respect of certificates of deposit held for investment purpose and included in total assets as at the end of the reporting period, the relevant balance, analysed based on the remaining period to contractual maturity, is shown as follows:

集團	Group	即期償還 Repayable on demand	1個月或以下 Up to 1 month	1個月以上 但3個月或以下 3 months or less but over 1 month	3個月以上 至1年 Over 3 months to 1 year	1年以上 至5年 Over 1 year to 5 years	5年以上	無註明日期 Indefinite	合計 Total
				Over 5 years					
2013年12月31日	At 31 December 2013								
存款證包含於：	Certificates of deposit held included in:								
持至到期證券	Held-to-maturity securities	-	-	-	1,006,441	99,831	-	-	1,106,272
2012年12月31日	At 31 December 2012								
存款證包含於：	Certificates of deposit held included in:								
持至到期證券	Held-to-maturity securities	-	-	-	-	399,701	-	-	399,701

資產與負債期限及利率的相配和受控的錯配對集團管理層十分重要。由於進行的業務交易經常有不確定的期限及不同類別，對銀行而言，完全相配的情況並不普遍。不相配的持倉既可能提高盈利能力，但也會增加虧損風險。

The matching and controlled mismatching of the maturities and interest rates of assets and liabilities are fundamental to the management of the Group. It is unusual for banks to be completely matched, as businesses transacted are often of uncertain term and of different types. An unmatched position potentially enhances profitability, but also increases the risk of losses.

資產與負債的到期日及以合理的成本替代到期之付息負債的能力，是評估集團流動資金及其因利率及匯率變動所承擔風險的重要因素。

The maturities of assets and liabilities and the ability to replace, at an acceptable cost, interest-bearing liabilities as they mature are important factors in assessing the liquidity of the Group and its exposure to changes in interest rates and exchange rates.

因集團一般不預期第三方會根據有關協議全數動用資金，應付擔保和備用信用證項下所需款項的流動資金需求遠少於承擔的金額。由於很多信貸承擔於到期或終止日毋須動用資金，因此用於提供信貸之信貸承擔的未償付合約總金額未必等同日後的現金需求。

Liquidity requirements to support calls under guarantees and standby letters of credit are considerably less than the amount of the commitment because the Group does not generally expect the third parties to fully draw funds under the agreement. The total outstanding contractual amount of commitments to extend credit does not necessarily represent future cash requirements, as many of these commitments will expire or terminate without being funded.

(以港幣千元位列示)

(Expressed in thousands of Hong Kong dollars)

**3. 財務風險管理 (續)****3. FINANCIAL RISK MANAGEMENT (Continued)****3.4 流動資金風險 (續)****3.4 Liquidity risk (Continued)****3.4.3 按合約到期日之未貼現現金流****3.4.3 Undiscounted cash flows by contractual maturities**

下表列示本集團就非衍生金融負債之應付額、衍生金融工具結算之淨額及衍生金融工具結算之總額，按報告期末之合約到期日剩餘時間將發生之現金流。表內列示之數額為合約未貼現現金流，而本集團依據預計之未貼現流入現金以管理固有的流動資金風險。

The table below presents the cash flows payable by the Group under non-derivative financial liabilities, derivative financial liabilities that will be settled on a net basis and derivative financial instruments that will be settled on gross basis by remaining contractual maturities at the end of the reporting period. The amounts disclosed in the table are the contractual undiscounted cash flows, whereas the Group manages the inherent liquidity risk based on expected undiscounted cash inflows.

本集團通常按淨額基準結算之衍生工具包括：

The Group's derivatives that normally will be settled on a net basis include:

- 外匯衍生工具：場外交易（「場外交易」）外匯期權、外匯期貨、場內交易外匯期權；
- 利率衍生工具：利率掉期、遠期利率合約、場外交易利率期權、利率期貨及其他利率合約；及
- 權益性衍生工具：權益性期權。

- Foreign exchange derivatives: over-the-counter (OTC) currency options, currency futures, exchange traded currency options;
- Interest rate derivatives: interest rate swaps, forward rate agreements, OTC interest rate options, interest rate futures and other interest rate contracts; and
- Equity derivatives: equity options.

本集團通常按總額基準結算之衍生工具包括：

The Group's derivatives that will be settled on a gross basis include:

- 外匯衍生工具：遠期外匯、外匯掉期；
- 利率衍生工具：利率掉期及交換貨幣利率掉期；及
- 信貸性衍生工具：信用違約交換合約。

- Foreign exchange derivatives: currency forward, currency swaps;
- Interest rate derivatives: interest rate swaps and cross currency interest rate swaps; and
- Credit derivatives: credit default swaps.

# 財務報表附註

## NOTES TO THE FINANCIAL STATEMENTS

(以港幣千元位列示)

(Expressed in thousands of Hong Kong dollars)

### 3. 財務風險管理 (續)

### 3. FINANCIAL RISK MANAGEMENT (Continued)

#### 3.4 流動資金風險 (續)

#### 3.4 Liquidity risk (Continued)

##### 3.4.3 按合約到期日之未貼現現金流 (續)

##### 3.4.3 Undiscounted cash flows by contractual maturities (Continued)

集團	Group	1個月或以下	1個月以上但 3個月或以下	3個月以上 至1年	1年以上 至5年	5年以上	合計
2013年12月31日	At 31 December 2013	Up to 1 month	less but over 1 month	3 months to 1 year	Over 1 year to 5 years	Over 5 years	Total
非衍生工具現金流	Non-derivative cash flow						
負債	Liabilities						
銀行存款	Deposits from banks	698,688	2,616	2,545	1,398,357	-	2,102,206
客戶存款	Deposits from customers	82,428,935	28,825,453	18,080,135	1,795,564	988	131,131,075
持作買賣用途的負債	Trading liabilities	477,501	1,879	2,769,048	116,175	-	3,364,603
已發行的存款證	Certificates of deposit issued	761,700	869,997	2,805,211	1,851,787	-	6,288,695
已發行的債務證券	Issued debt securities	27	-	775,411	-	-	775,438
後償債務	Subordinated notes	-	106,607	105,830	2,513,200	1,920,877	4,646,514
其他負債	Other liabilities	691,450	495,356	602,158	-	-	1,788,964
負債總額	Total liabilities						
(合約到期日)	(contractual maturity dates)	85,058,301	30,301,908	25,140,338	7,675,083	1,921,865	150,097,495
衍生工具現金流	Derivative cash flow						
按淨額結算之衍生金融工具	Derivative financial instruments settled on net basis	(56,908)	(70,572)	(322,775)	(121,973)	(3,694)	(575,922)
按總額結算之衍生金融工具	Derivative financial instruments settled on a gross basis						
流出總額	Total outflow	24,428,483	12,409,656	15,391,173	3,474,947	649,780	56,354,039
流入總額	Total inflow	(24,359,868)	(12,373,388)	(15,208,642)	(2,775,658)	(451,578)	(55,169,134)
		68,615	36,268	182,531	699,289	198,202	1,184,905

NOTES TO THE FINANCIAL STATEMENTS

(以港幣千元位列示)

(Expressed in thousands of Hong Kong dollars)

3. 財務風險管理 (續)

3. FINANCIAL RISK MANAGEMENT (Continued)

3.4 流動資金風險 (續)

3.4 Liquidity risk (Continued)

3.4.3 按合約到期日之未貼現現金流 (續)

3.4.3 Undiscounted cash flows by contractual maturities (Continued)

集團	Group	1個月以下	1個月以上但	3個月以上	1年以上	5年以上	合計
		Up to 1 month	3 months or less but over 1 month	3 months to 1 year	Over 1 year to 5 years		
非衍生工具現金流	Non-derivative cash flow						
負債	Liabilities						
銀行存款	Deposits from banks	824,561	580,914	236,630	1,031,766	-	2,673,871
客戶存款	Deposits from customers	76,570,019	25,222,539	15,909,412	1,256,317	88,955	119,047,242
持作買賣用途的負債	Trading liabilities	18,500	1,419,154	648,239	193,257	-	2,279,150
已發行的存款證	Certificates of deposit issued	262,534	22,753	5,376,135	680,714	-	6,342,136
已發行的債務證券	Issued debt securities	11,468	-	1,971,003	780,744	-	2,763,215
後償債務	Subordinated notes	-	107,679	107,008	2,663,650	2,037,353	4,915,690
其他負債	Other liabilities	674,098	1,153,681	660,234	-	-	2,488,013
負債總額	Total liabilities						
(合約到期日)	(contractual maturity dates)	78,361,180	28,506,720	24,908,661	6,606,448	2,126,308	140,509,317
衍生工具現金流	Derivative cash flow						
按淨額結算之衍生金融工具	Derivative financial instruments settled on net basis	(8,064)	(11,627)	(68,315)	(21,950)	-	(109,956)
按總額結算之衍生金融工具	Derivative financial instruments settled on a gross basis						
流出總額	Total outflow	17,065,279	17,758,005	27,680,324	4,769,121	590,736	67,863,465
流入總額	Total inflow	(17,096,083)	(17,743,823)	(27,438,906)	(3,886,775)	(523,470)	(66,689,057)
		(30,804)	14,182	241,418	882,346	67,266	1,174,408

可用以應付所有負債及承擔未提取信貸承擔之資產包括現金、在中央銀行的結餘、正收回之項目及國庫債券、銀行貸款及墊款；和客戶貸款及墊款。在日常業務中，部份按合約條款須於一年內付還之客戶貸款將會延期。此外，債務證券及國庫債券已被抵押用於擔保負債。本集團並可透過出售證券及通過額外資金渠道（例如：回購市場）以應付突發性資金淨流出。

Assets available to meet all of the liabilities and to cover outstanding loan commitments include cash, central bank balances, items in the course of collection and treasury bills; loans and advances to banks; and loans and advances to customers. In the normal course of business, a proportion of customer loans contractually repayable within one year will be extended. In addition, debt securities and treasury bills have been pledged to secure liabilities. The Group would also be able to meet unexpected net cash outflows by selling securities and accessing additional funding sources such as asset-backed markets.

# 財務報表附註

## NOTES TO THE FINANCIAL STATEMENTS

(以港幣千元位列示)

(Expressed in thousands of Hong Kong dollars)

### 3. 財務風險管理 (續)

### 3. FINANCIAL RISK MANAGEMENT (Continued)

#### 3.4 流動資金風險 (續)

#### 3.4 Liquidity risk (Continued)

##### 3.4.4 資產負債表外項目

##### 3.4.4 Off-balance sheet items

下表包括以下項目：

Included in the table below are the following items:

- 已承諾授予客戶信貸及其他服務之貸款承擔 (經考慮本集團資產負債表外金融工具之合約本金日期)；
  - 於申報日有關須按條款如期支付之財務擔保；
  - 本集團為承租人之不可取消經營租約承擔於未來須支付之最低租賃付款總額；及
  - 購置房產及設備之資本承擔。
- Loan commitments by reference to the dates of the contractual amounts of the Group's off-balance sheet financial instruments that commit it to extend credit to customers and other facilities;
  - Financial guarantees based on the conditions existing at the reporting date as to what contractual payments are required;
  - The future minimum lease payments under non-cancellable operating leases in respect of operating lease commitments where a Group company is the lessee; and
  - Capital commitments for the acquisition of buildings and equipment.

集團	Group	1年以內	1年以後	5年以後	合計
2013年12月31日	At 31 December 2013	No later than 1 year	至5年 1-5 years	Over 5 years	Total
貸款承擔	Loan commitments	63,521,453	4,146,585	53,883	67,721,921
擔保、承兌及 其他金融服務	Guarantees, acceptances and other financial facilities				
– 承兌	– Acceptances	948	–	–	948
– 擔保及備用信用證	– Guarantees and standby letters of credit	1,834,851	225,603	83,217	2,143,671
– 跟單及商業信用證	– Documentary and commercial letters of credit	650,876	–	–	650,876
遠期存款	Forward forward deposits placed	12,457	–	–	12,457
經營租約承擔	Operating lease commitments	159,051	214,007	61,661	434,719
資本承擔	Capital commitments	175,369	–	–	175,369
合計	Total	66,355,005	4,586,195	198,761	71,139,961

NOTES TO THE FINANCIAL STATEMENTS

(以港幣千元位列示)

(Expressed in thousands of Hong Kong dollars)

3. 財務風險管理 (續)

3. FINANCIAL RISK MANAGEMENT (Continued)

3.4 流動資金風險 (續)

3.4 Liquidity risk (Continued)

3.4.4 資產負債表外項目 (續)

3.4.4 Off-balance sheet items (Continued)

集團	Group	1年以內	1年以後	5年以後	合計
2012年12月31日	At 31 December 2012	No later than 1 year	至5年 1-5 years	Over 5 years	Total
貸款承擔	Loan commitments	54,319,767	5,654,776	12,669	59,987,212
擔保、承兌及 其他金融服務	Guarantees, acceptances and other financial facilities				
— 承兌	— Acceptances	1,024,085	—	—	1,024,085
— 擔保及備用信用證	— Guarantees and standby letters of credit	356,464	545,879	83,217	985,560
— 跟單及商業信用證	— Documentary and commercial letters of credit	735,233	—	—	735,233
遠期存款	Forward forward deposits placed	—	—	—	—
經營租約承擔	Operating lease commitments	144,870	253,485	58,161	456,516
資本承擔	Capital commitments	196,496	—	—	196,496
合計	Total	56,776,915	6,454,140	154,047	63,385,102

3.5 金融資產及負債之公平值

3.5 Fair values of financial assets and liabilities

(甲) 公平值之釐定

(a) Determination of fair value

公平值受限於須由董事會負責確保本集團有適當的估值管治及控制程序之控制框架。董事會授權財資及投資風險委員會監管金融工具之估值程序。估值由風險管理及監控部獨立地進行，而估值結果乃定期驗證，確保公平值計量過程之完整性。

Fair values are subject to a control framework that the Board is held responsible for ensuring proper valuation governance and control processes of the Group. It delegates the responsibility for overseeing the valuation process for financial instruments to the TIRC. Valuation is performed independently by RMCD and the valuation results are periodically verified to ensure the integrity of the fair value measurement process.

金融工具之公平值乃在目前市場情況下市場參與者於計量日進行之有序交易中出售資產所收取或轉移負債所支付之價格，不論該價格為直接可觀察或使用估值方法估計。

The fair value of financial instruments is the price that would be received to sell an asset or paid to transfer a liability in an orderly transaction between market participants at the measurement date under current market conditions regardless of whether that price is directly observable or estimated using a valuation technique.

3. 財務風險管理(續)

3. FINANCIAL RISK MANAGEMENT (Continued)

3.5 金融資產及負債之公平值(續)

3.5 Fair values of financial assets and liabilities (Continued)

(甲) 公平值之釐定(續)

(a) Determination of fair value (Continued)

凡金融工具之報價隨時且定期由交易所、交易商、經紀人、行業組織、定價服務及監管機構發佈，則被視作為活躍市場報價之金融工具。於活躍市場之報價為公平值提供最可靠之證據，並須於可獲得時使用。倘金融資產或金融負債有買入價及賣出價，本集團將採用買賣差價中在該等情況下最能代表公平值之價格。

A financial instrument is regarded as quoted in an active market if quoted prices are readily and regularly available from an exchange, dealer, broker, industry group, pricing service or regulatory agency. A quoted price in an active market provides the most reliable evidence of fair value and shall be used whenever available. If a financial asset or a financial liability has a bid price and an ask price, the price within the bid-ask spread that is most representative of fair value in the circumstances is used by the Group.

倘金融工具之可觀察市場報價未能直接獲得，本集團利用合適及獲廣泛認可之估值方法估計該等金融工具之公平值，包括現值方法及標準期權定價模型。於應用該等金融工具之估值方法時，本集團盡最大限度使用相關可觀察依據(例如：利率、匯率、波動性、信貸息差)，而盡最少限度使用不可觀察依據。例如利率掉期合約之公平值按估計的未來現金流之現值計算。遠期外匯合約之公平值一般根據現行遠期匯率計算，而期權合約之公平值則按合適之定價模型計算，如Black-Scholes模型。

Where observable market quotation of financial instruments is not directly available, the Group estimates the fair value of such financial instruments by using appropriate valuation techniques that are widely recognised including present value techniques and standard option pricing models. In applying valuation techniques for these financial instruments, the Group maximizes the use of relevant observable inputs (for examples, interest rates, FX rates, volatilities, credit spreads) and minimizes the use of unobservable inputs. For examples, the fair value of interest rate swaps is calculated as the present value of the estimated future cash flows, the fair value of foreign exchange forward contracts is generally based on current forward rates and the fair value of option contracts is derived using appropriate pricing models, such as Black-Scholes model.

本集團使用外間報價及其本身信貸風險息差，以釐定其金融負債及已選擇以公平值計量之其他負債之現值。倘本集團之信貸息差擴闊，負債之價值下降，本集團會確認該等負債之收益。倘本集團之信貸息差收窄，負債之價值上升，本集團會確認相對該等負債之虧損。

The Group uses external price quotes and its own credit risk spreads in determining the current value of its financial liabilities and other liabilities for which it has elected the fair value option. When the Group's credit spreads widen, the Group recognises a gain on these liabilities because the value of the liabilities has decreased. When the Group's credit spreads narrow, the Group recognises a loss on these liabilities because the value of the liabilities has increased.

如有需要，用於計量程序之價格數據及參數會被仔細覆核及調整才應用，其中尤其需要考慮當前的市場發展情況。

Price data and parameters used in the measurement process are reviewed carefully and adjusted, if necessary, to take consideration of the current market developments.

NOTES TO THE FINANCIAL STATEMENTS

(以港幣千元位列示)

(Expressed in thousands of Hong Kong dollars)

3. 財務風險管理 (續)

3. FINANCIAL RISK MANAGEMENT (Continued)

3.5 金融資產及負債之公平值 (續)

3.5 Fair values of financial assets and liabilities (Continued)

(乙) 公平值等級

(b) Fair value hierarchy

本集團使用下列反映在釐定公平值中可觀察及不可觀察參數重要性之體系計量公平值：

The Group measures fair values using the following hierarchy that reflects the significance of the observable and unobservable inputs used in the fair value measurement:

級別 內容

Level Descriptions

- 1 相同資產或負債於活躍市場中之報價 (未經調整)。本級別包括於交易所上市或於市場定期報價之權益性及債務證券，以及於交易所買賣之衍生工具，例如期貨。
- 2 除第1級別所包括之報價外，其他資產或負債能直接 (即價格) 或間接 (即從價格導出) 地可觀察之數據，該級別包括大多數場外衍生工具合約。
- 3 資產或負債數據並非根據可觀察之市場數據 (不可觀察之數據)。本級別包括具有大部份不可觀察部件之權益性及債務證券。

- 1 Quoted prices (unadjusted) in active markets for identical assets or liabilities. This level includes equity and debt securities that are listed on exchanges or regularly quoted in the market, and exchange traded derivatives like futures.
- 2 Inputs other than quoted prices included within Level 1 that are observable for the asset or liability, either directly (that is, as prices) or indirectly (that is, derived from prices). This level includes the majority of the over-the-counter derivative contracts.
- 3 Inputs for the asset or liability that are not based on observable market data (unobservable inputs). This level includes equity and debt securities with significant unobservable components.

# 財務報表附註

## NOTES TO THE FINANCIAL STATEMENTS

(以港幣千元位列示)

(Expressed in thousands of Hong Kong dollars)

### 3. 財務風險管理 (續)

### 3. FINANCIAL RISK MANAGEMENT (Continued)

#### 3.5 金融資產及負債之公平值 (續)

#### 3.5 Fair values of financial assets and liabilities (Continued)

(乙) 公平值等級 (續)

(b) Fair value hierarchy (Continued)

按公平值計量之資產及負債：

Assets and liabilities measured at fair value:

集團 2013年12月31日	Group At 31 December 2013	第1級 Level 1	第2級 Level 2	第3級 Level 3	合計 Total
內容	Descriptions				
以公平值計量且其變動計入損益的金融資產 持作買賣用途 債務證券	Financial assets at fair value through profit or loss Held for trading Debt securities	-	6,335,788	-	6,335,788
指定以公平值計量且其變動計入損益 債務證券	Designated at fair value through profit or loss Debt securities	-	56,081	-	56,081
衍生金融工具 持作買賣用途 持有用作對沖	Derivative financial instruments Held for trading Held for hedging	-	299,574 387,495	-	299,574 387,495
可供出售之金融資產 債務證券 權益性證券	Available-for-sale financial assets Debt securities Equity securities	- 70,288	26,847,037 131,123	4,828 75,141	26,851,865 276,552
按公平值計量之資產合計	Total assets measured at fair value	70,288	34,057,098	79,969	34,207,355
以公平值計量且其變動計入損益的金融負債 持作買賣用途	Financial liabilities at fair value through profit or loss Held for trading	-	3,362,473	-	3,362,473
衍生金融工具 持作買賣用途 持有用作對沖	Derivative financial instruments Held for trading Held for hedging	-	459,361 657,895	-	459,361 657,895
按公平值計量之負債合計	Total liabilities measured at fair value	-	4,479,729	-	4,479,729

界定為第3級別資產之金融資產為非上市權益性證券及債券投資。此等金融資產按被視為公平值合理約數之成本值列示。

Financial assets classified as Level 3 assets represent investments in unlisted equity securities and debentures. They are stated at cost which is considered to be a reasonable approximation of fair value.

截至2013年12月31日及2012年12月31日止年度，概無金融資產及負債轉入或轉出公平值等級中的第3級別。賬面值之變動為外匯重估收益／虧損。

For the year ended 31 December 2013 and 31 December 2012 there were no transfers of financial assets and liabilities into or out of the Level 3 fair value hierarchy. The changes in carrying value represent the exchange revaluation gains/losses.

NOTES TO THE FINANCIAL STATEMENTS

(以港幣千元位列示)

(Expressed in thousands of Hong Kong dollars)

3. 財務風險管理 (續)

3. FINANCIAL RISK MANAGEMENT (Continued)

3.5 金融資產及負債之公平值 (續)

3.5 Fair values of financial assets and liabilities (Continued)

(乙) 公平值等級 (續)

(b) Fair value hierarchy (Continued)

按公平值計量之資產及負債：(續)

Assets and liabilities measured at fair value: (Continued)

集團	Group	第1級	第2級	第3級	合計
2012年12月31日	At 31 December 2012	Level 1	Level 2	Level 3	Total
內容	Descriptions				
以公平值計量且其變動計入損益的金融資產 持作買賣用途 債務證券	Financial assets at fair value through profit or loss Held for trading Debt securities	-	5,797,742	-	5,797,742
指定以公平值計量且其變動計入損益 債務證券	Designated at fair value through profit or loss Debt securities	-	23,525	-	23,525
衍生金融工具 持作買賣用途 持有用作對沖	Derivative financial instruments Held for trading Held for hedging	-	213,497 429,749	-	213,497 429,749
可供出售之金融資產 債務證券 權益性證券	Available-for-sale financial assets Debt securities Equity securities	- 145,635	21,583,231 112,726	3,828 75,104	21,587,059 333,465
按公平值計量之資產合計	Total assets measured at fair value	145,635	28,160,470	78,932	28,385,037
以公平值計量且其變動計入損益的金融負債 持作買賣用途	Financial liabilities at fair value through profit or loss Held for trading	-	2,278,044	-	2,278,044
衍生金融工具 持作買賣用途 持有用作對沖	Derivative financial instruments Held for trading Held for hedging	-	241,828 1,256,864	-	241,828 1,256,864
按公平值計量之負債合計	Total liabilities measured at fair value	-	3,776,736	-	3,776,736

# 財務報表附註

## NOTES TO THE FINANCIAL STATEMENTS

(以港幣千元位列示)

(Expressed in thousands of Hong Kong dollars)

### 3. 財務風險管理(續)

### 3. FINANCIAL RISK MANAGEMENT (Continued)

#### 3.5 金融資產及負債之公平值(續)

#### 3.5 Fair values of financial assets and liabilities (Continued)

(丙) 未按公平值計量之金融工具

(c) Financial instruments not measured at fair value

下表概述該等於本集團財務狀況表內未以公平值列示之金融資產及負債之賬面值和公平值。在披露財務資料時，此等公平值乃根據(如適用)本集團以當時市場利率貼現類同之金融工具未來合約約定的現金流而估計或就證券投資而言，按市場價格或報價釐定。

The table below summarises the carrying amounts and fair values of those financial assets and liabilities not presented in the Group's statement of financial position at their fair value. For disclosure purposes, these fair values have been estimated by discounting the future contractual cash flows at the current market interest rate that is available to the Group for similar financial instruments, if applicable, or in the case of investment securities, determined based on market prices or price quotations.

集團	Group	賬面值		公平值	
		2013	2012	2013	2012
<b>金融資產</b>	<b>Financial assets</b>				
現金及在銀行的結餘	Cash and balances with banks	8,270,886	13,473,250	8,268,706	13,473,109
在銀行1至12個月內到期的存款	Placements with banks maturing between one and twelve months	4,101,293	3,990,627	4,112,843	3,993,829
客戶貸款及墊款	Loan and advances to customers				
個人貸款	Loans to individuals				
– 信用卡	– Credit cards	4,162,473	4,425,525	4,162,888	4,426,032
– 按揭貸款	– Mortgages	27,122,139	23,749,843	27,122,028	23,749,762
– 其他	– Others	6,674,529	5,422,866	6,668,029	5,391,286
企業貸款	Loans to corporate entities				
– 有期貨款	– Term loans	27,590,155	24,257,026	27,582,271	24,245,669
– 按揭貸款	– Mortgages	13,139,615	11,866,854	13,139,973	11,867,031
– 貿易融資	– Trade finance	6,911,081	5,360,541	6,908,396	5,358,190
– 其他	– Others	12,377,528	11,090,926	12,379,431	11,085,702
貿易票據	Trade bills	5,925,648	4,329,872	5,975,492	4,387,616
包括在貸款及應收款項類別之證券投資	Investments in securities included in the loans and receivables category	1,137,631	3,402,239	1,020,606	2,998,742
持至到期證券	Held-to-maturity securities	5,669,289	7,047,540	5,732,857	7,043,371
<b>金融負債</b>	<b>Financial liabilities</b>				
銀行存款	Deposits from banks	1,995,297	2,645,620	1,997,667	2,644,960
客戶存款	Deposits from customers	129,843,151	117,936,402	129,890,730	117,958,124
已發行的存款證	Certificates of deposit issued	6,132,561	5,752,462	6,124,475	5,759,413
已發行的債務證券	Issued debt securities	775,385	2,712,907	774,718	2,732,129
後償債務	Subordinated notes	3,762,471	3,979,470	3,826,392	3,957,519

(以港幣千元位列示)

(Expressed in thousands of Hong Kong dollars)

**3. 財務風險管理 (續)**

**3. FINANCIAL RISK MANAGEMENT (Continued)**

**3.5 金融資產及負債之公平值 (續)**

**3.5 Fair values of financial assets and liabilities (Continued)**

(丙) 未按公平值計量之金融工具 (續)

(c) *Financial instruments not measured at fair value (Continued)*

(i) 在銀行的存款

(i) Placements with banks

在銀行的浮息存款及隔夜存款之公平值乃其賬面值。固定利息存款之公平值乃根據附有同類信貸風險及到期日剩餘時間之債務以當前貨幣市場利率計算之估計貼現現金流。

The fair value of floating rate placements and overnight deposits is their carrying amount. The estimated fair value of fixed interest bearing deposits is based on discounted cash flows using prevailing money-market interest rates for debts with similar credit risk and remaining maturity.

(ii) 客戶貸款及墊款，及貿易票據

(ii) Loans and advances to customers, and trade bills

貸款及墊款及貿易票據之估計公平值指預計未來將會收回的現金流之貼現數額。預計現金流按現行市場利率貼現以釐定公平值。

The estimated fair value of loans and advances and trade bills represents the discounted amount of estimated future cash flows expected to be received. Expected cash flows are discounted at current market rates to determine fair value.

(iii) 證券投資

(iii) Investment securities

證券投資包含包括在貸款及應收款項、及持至到期類別之附息資產。持至到期資產和貸款及應收款項之公平值乃依據市場價格或經紀／交易商報價。倘未有此等資料，公平值之計量乃採用附有相同信貸、到期日及收益等特性的證券市場之報價。

Investment securities include interest-bearing assets included in the loans and receivables, and held-to-maturity categories. Fair value of held-to-maturity assets and loans and receivables is based on market prices or broker/dealer price quotations. Where this information is not available, fair value is estimated using quoted market prices for securities with similar credit, maturity and yield characteristics.

(iv) 銀行存款及結餘、客戶存款、已發行的存款證及其他借入資金

(iv) Deposits and balances from banks, deposits from customers, certificates of deposit issued and other borrowed funds

無註明到期日之存款，包括不付息存款，其公平值為即時付還之數額。未有活躍市場報價之固定利息存款及其他借款，其公平值乃根據採用附有相同到期日剩餘時間之新債務息率計算之貼現現金流而估量。

The estimated fair value of deposits with no stated maturity, which includes non-interest bearing deposits, is the amount repayable on demand. The estimated fair value of fixed interest-bearing deposits and other borrowings not quoted in an active market is based on discounted cash flows using interest rates for new debts with similar remaining maturity.

**3. 財務風險管理 (續)**

**3. FINANCIAL RISK MANAGEMENT (Continued)**

**3.5 金融資產及負債之公平值 (續)**

**3.5 Fair values of financial assets and liabilities (Continued)**

(丙) 未按公平值計量之金融工具 (續)

(c) *Financial instruments not measured at fair value (Continued)*

(v) 已發行的債務證券包括已發行的後償債務

(v) Debt securities in issue including subordinated notes issued

就未有市場報價之證券而言，則採用適合到期日剩餘時間之當前收益曲線及／或信貸息差以現值方法來估計公平值。

For those notes where quoted market prices are not available, the present value technique is used based on current yield curve and/or credit spread appropriate for the remaining term to maturity to estimate fair value.

**3.6 資本管理**

**3.6 Capital management**

本集團管理資本之目標為：

The Group's objectives when managing capital are:

- 符合本集團機構有營運的市場之銀行業監管機構所設定之資本規定；
- 保障本集團持續發展業務之能力；
- 為股東爭取最高回報和帶給其他利益相關者最佳利益；及
- 維持強大資本基礎以支持業務發展。

- To comply with the capital requirements set by the banking regulators in the markets where the entities within the Group operate;
- To safeguard the Group's ability to continue its business as a going concern;
- To maximise returns to shareholders and optimise the benefits to other stakeholders; and
- To maintain a strong capital base to support the development of its business.

本集團管理層定期應用按巴塞爾委員會發出並由香港金管局執行作監管用途指引之方法，監控集團之香港銀行附屬公司之資本充足度及法定資本之使用，每個季度向香港金管局申報有關規定的資料。

Capital adequacy of and the use of regulatory capital by the Group's Hong Kong banking subsidiary is monitored regularly by the Group's management, employing techniques based on the guidelines developed by the Basel Committee, as implemented by the HKMA, for supervisory purposes. The required information is filed with the HKMA on a quarterly basis.

由於巴塞爾協定III第一階段自2013年1月起生效，大新銀行須符合3個比率，分別為普通股權一級資本、一級資本及總資本對加權風險資產的比率。該3個比率於2013年1月1日之國際認可最低要求分別為3.5%、4.5%及8.0%，並已被香港金管局採納。此外，巴塞爾協定III新引入之防護緩衝資本及反周期緩衝資本規定將從2016年1月1日起在香港實施。與國際標準一致，香港金管局就巴塞爾委員會所建議之有關普通股權一級資本比率、一級資本比率及緩衝資本等新資本規定採用分階段實施的安排，並將於2019年1月1日全面實施。

As the first phase of Basel III has become effective from January 2013, DSB is required to meet three ratios, namely, the Common Equity Tier 1 capital, Tier 1 capital and Total capital respectively against risk-weighted assets. The internationally agreed minimum of these three ratios as of 1 January 2013 are set at 3.5%, 4.5% and 8.0% respectively and are adopted by the HKMA. In addition, the capital conservation and countercyclical capital buffers newly introduced under Basel III will be implemented from 1 January 2016 in Hong Kong. In line with the international standards, the HKMA also adopts the phase-in arrangements for new capital requirements in relation to the Common Equity Tier 1 capital ratio, Tier 1 capital ratio and capital buffers as proposed by the Basel Committee and will achieve full implementation by 1 January 2019.

(以港幣千元位列示)

(Expressed in thousands of Hong Kong dollars)

**3. 財務風險管理 (續)****3. FINANCIAL RISK MANAGEMENT (Continued)****3.6 資本管理 (續)****3.6 Capital management (Continued)**

加權風險數額包括資產負債表內及外之信貸風險、市場風險和操作風險之加權風險數額合計。資產負債表內風險根據債務人或各類風險性質分類及依據香港金管局認可之外部信貸評級機構指定的信貸評級或其他載於《銀行業(資本)規則》之原則且已考慮減輕信貸風險對資本之影響來確定其加權風險值。資產負債表外風險在未被分類及加權風險計算前，已應用各項風險之相關信貸換算系數換算其為信貸等值額，猶如當作其乃資產負債表內風險。

Risk-weighted amount is the aggregate of the risk-weighted amounts for credit risk, market risk and operational risk, and covers both on-balance sheet and off-balance sheet exposures. On-balance sheet exposures are classified according to the obligor or the nature of each exposure and risk-weighted based on the credit assessment rating assigned by an external credit assessment institution recognised by the HKMA or other rules as set out in the Banking (Capital) Rules, taking into account the capital effects of credit risk mitigation. Off-balance sheet exposures are converted into credit-equivalent amounts by applying relevant credit conversion factors to each exposure, before being classified and risk-weighted as if they were on-balance sheet exposures.

本集團管理層定期按澳門金融管理局(「澳門金管局」)及中國銀行業監督管理委員會(「中國銀監會」)就監管用途發出的指引之方法，監控集團之澳門附屬銀行澳門商業銀行及中國附屬銀行大新銀行(中國)之資本充足度及法定資本之使用。

Capital adequacy of and the use of regulatory capital by the Group's Macau banking subsidiary, BCM, and banking subsidiary in China, DSB China, are monitored regularly by the Group's management, employing techniques based on the guidelines provided by the Autoridade Monetária de Macau ("AMCM") and the China Banking Regulatory Commission ("CBRC") respectively for supervisory purposes.

澳門商業銀行及大新銀行(中國)分別向澳門金管局及中國銀監會按季度呈報所需資料。澳門金管局規定澳門商業銀行以及中國銀監會規定大新銀行(中國)各須維持其自有資本或資本基礎對加權風險總額之比率(即資本充足比率)不低於法定認可之最低水平8%。

The required information is filed by BCM with the AMCM and by DSB China with the CBRC on a quarterly basis. The AMCM requires BCM and the CBRC requires DSB China to maintain a ratio of own funds or capital base to total risk-weighted exposures (i.e. the capital adequacy ratio) not lower than the agreed regulatory minimum of 8%.

本集團若干非銀行附屬公司亦須遵循其他監管機構(例如：證券及期貨事務監察委員會)之法定資本規定。

Certain non-banking subsidiaries of the Group are also subject to statutory capital requirements from other regulatory authorities, such as the Securities and Futures Commission.

**3.7 受託業務****3.7 Fiduciary activities**

本集團提供託管人、受託人、企業管理、投資管理及諮詢服務予第三者，當中涉及本集團就不同之金融工具作出分配及買賣決定。此等以受信身份持有之資產，並不列入本集團之財務報表。此等服務可引致本集團被追索錯誤管理之風險。

The Group provides custody, trustee, wealth management and advisory services to third parties, which involve the Group making allocation and purchase and sale decisions in relation to a variety of financial instruments. Those assets that are held in a fiduciary capacity are not included in the Group's financial statements. These services could give rise to the risk that the Group could be accused of mal-administration.

#### 4. 應用會計政策時之重要會計估計及判斷

#### 4. CRITICAL ACCOUNTING ESTIMATES, AND JUDGEMENTS IN APPLYING ACCOUNTING POLICIES

##### 4.1 重要會計估計及假設

##### 4.1 Critical accounting estimates and assumptions

本集團作出之估計及假設將會影響下一財政年度內列報資產及負債之金額。本集團會根據過往經驗及其他因素，包括在某些情況下，對未來事項作出認為是合理的預期，並持續地評估所作出之估計及判斷。估計及假設之改變可能對本集團於作出改變之期內業績有重大影響。選擇及應用不同之估計及假設和其後之變化，可能影響本集團將來之溢利及淨資產值。本集團依據高層次評估其主要會計估計及假設之改變對本集團呈報之資產及負債之敏感度影響後，深信所採納之估計及假設乃屬合適和合理，及呈列在本集團之財務報表內之財務業績和狀況在所有重要性方面是公平及合理。

The Group makes estimates and assumptions that affect the reported amounts of assets and liabilities within the next financial year. Estimates and judgements are continually evaluated and are based on historical experience and other factors, including expectations of future events that are believed to be reasonable under the circumstances. Changes in estimates and assumptions may have a significant impact on the results of the Group in the periods when changes are made. The application and selection of different estimates and assumptions, and their subsequent changes, could affect the Group's profit and net asset value in the future. The Group, based on its high-level assessment of the sensitivity impacts on the reported assets and liabilities of the Group arising from the changes in critical accounting estimates and assumptions, believes that the estimates and assumptions adopted are appropriate and reasonable, and the financial results and positions presented in the Group's financial statements are fair and reasonable in all material respects.

##### (甲) 貸款及墊款減值準備

##### (a) Impairment allowances on loans and advances

本集團至少每季檢視其貸款組合以評估其減值。本集團會評估有任何顯著數據反映貸款組合之預計現金流量於確認為個別貸款現金流量減少前有重大的跌幅而作出判斷，以確定減值虧損應否記錄於收益賬上。這證據可能包括本集團借款人之還款狀況有逆轉，或經濟情況與集團之資產拖欠相關。當反映估計未來現金流量時，管理層會按過往有相關貸款風險特性的資產損失經驗，及與同類貸款組合客觀依據評估。這個用以估計未來現金流量總額及時間的方法及假設被定期檢閱，以減少預計及實際損失之差異。

The Group reviews its loan portfolios to assess impairment at least on a quarterly basis. In determining whether an impairment loss should be recorded in the income statement, the Group makes judgements as to whether there is any observable data indicating that there is a measurable decrease in the estimated future cash flows from a portfolio of loans before the decrease can be identified with an individual loan in that portfolio. This evidence may include observable data indicating that there has been an adverse change in the payment status of borrowers in a group, or economic conditions that correlate with defaults on assets in the Group. Management uses estimates based on historical loss experience for assets with credit risk characteristics and objective evidence of impairment similar to those in the portfolio when estimating its future cash flows of recoverable amounts. The methodology and assumptions used for estimating both the amount and timing of future cash flows are reviewed regularly to reduce any differences between loss estimates and actual loss experience.

(以港幣千元位列示)

(Expressed in thousands of Hong Kong dollars)

**4. 應用會計政策時之重要會計估計及判斷(續)****4. CRITICAL ACCOUNTING ESTIMATES, AND JUDGEMENTS IN APPLYING ACCOUNTING POLICIES (Continued)****4.1 重要會計估計及假設(續)****4.1 Critical accounting estimates and assumptions (Continued)***(乙) 金融工具之公平值**(b) Fair value of financial instruments*

本集團按公平值列賬之債務證券投資大部份是依據公開之市場報價計量。由於2008年之環球金融危機引致金融市場存在問題，本集團察覺到市場的流動性下降及某些證券之市場報價差距幅度擴大。本集團在採納經判斷為最恰當報價作估值價時，根據其參考對一系列可觀察到之報價、近期之交易價、報價來源之可信性和素質、及相同類別證券價格之評估。

A majority of the Group's investments in debt securities carried at fair value are valued based on observable market quotations. As a consequence of the difficulties in financial markets caused by the 2008 global financial crisis, the Group had witnessed observable declines in market liquidity and the range of market quotations for certain securities have widened. The Group applies judgement in selecting the most appropriate quotation for valuation purposes based on its assessment of the range of observable quotations, recent observable transactions, the reliability and quality of the pricing source, and the value of securities of a similar nature.

*(丙) 商譽及無形資產之評估**(c) Goodwill and intangible asset valuation*

於業務合併中，繼初始確認商譽及無形資產後，任何有關用於無形資產未來可產生收益之假設之重大變動，包括被收購之企業之未來收益現金流量，或因市場環境及前景的重大改變而影響貼現率，將對此資產之賬面價值作出調整。倘在某些情況下，無形資產及商譽預期可收回之金額較其賬面價值為低，則須確認該資產的減值。

For business combinations, subsequent to initial recognition of goodwill and intangible assets, any major change in the assumptions in relation to future benefits to be generated from the intangible assets, including future cash flow of benefits to be generated from the acquired entities, or discount rates which could be caused by major changes in market conditions and outlook, could result in adjustments to the carrying values of such assets. In the event that the expected recoverable amounts of goodwill and intangible assets are significantly lower than their carrying values, impairment of such assets would have to be recognised.

**4.2 應用集團會計政策之重大判斷****4.2 Critical judgements in applying the Group's accounting policies***(甲) 投資物業與自用物業之區別**(a) Distinction between investment properties and owner-occupied properties*

本集團自行釐定物業是否符合列作投資物業的資格。在作出有關判斷時，本集團須考慮該物業是否在不受本集團所持其他資產協助下提供現金流量。業主自用物業所提供之現金流量不僅來自物業本身，亦因在生產或供應過程使用其他資產而產生。

The Group determines whether a property qualifies as an investment property. In making its judgement, the Group considers whether the property generates cash flows largely independently of the other assets held by an entity. Owner-occupied properties generate cash flows that are attributable not only to property but also to other assets used in the production or supply process.

4. 應用會計政策時之重要會計估計及判斷(續)

4. CRITICAL ACCOUNTING ESTIMATES, AND JUDGEMENTS IN APPLYING ACCOUNTING POLICIES (Continued)

4.2 應用集團會計政策之重大判斷(續)

4.2 Critical judgements in applying the Group's accounting policies (Continued)

(甲) 投資物業與自用物業之區別(續)

(a) Distinction between investment properties and owner-occupied properties (Continued)

本集團若干物業之一部份乃用作賺取租金或資本增值用途，而另一部份則為提供服務或用作行政用途。倘這一部份可個別出售(或根據一項融資租賃分開出租)，本集團則就不同部份分開入賬。倘不同部份不能分開出售及該物業用作提供服務或行政用途之部份極小，其將以投資物業入賬。本集團將對確定有關服務用途之部份之重要性而導致相關物業不符合為投資物業作判斷，亦會在作出判斷時，分開考慮每項物業。

Some properties comprise a portion that is held to earn rentals or for capital appreciation and another portion that is held to supply services or for administrative purposes. If these portions can be sold separately (or leased out separately under a finance lease), the Group accounts for the portions separately. If the portions cannot be sold separately, the property is accounted for as investment property only if an insignificant portion is held to supply services or for administrative purposes. Judgement is applied in determining whether ancillary services are so significant that a property does not qualify as investment property. The Group considers each property separately in making its judgement.

(乙) 可供出售權益性證券及包括在可供出售、持至到期和貸款及應收款項類別的債務證券投資之減值評估

(b) Impairment assessment on available-for-sale equity securities, and investments in debt securities included in the available-for-sale, held-to-maturity and loans and receivables categories

本集團已於年末及截至本集團財務報表之核準日期間對所持有之可供出售權益性證券及包括在可供出售、持至到期和貸款及應收款項類別的債務證券投資進行評估。減值評估參考各發行人之財務實力及信貸評級、行業發展和市場狀況、及信貸評級機構提供之相同評級投資過往的損失紀錄，按個別及綜合基準進行。本集團認為於2013年12月31日並無客觀或明確條件顯示其任何其他可供出售、持至到期及貸款及應收款項類別之投資證券已減值。

The Group has conducted assessment of its available-for-sale equity securities, and investments in debt securities included in the available-for-sale ("AFS"), held-to-maturity ("HTM") and loans and receivables ("LNR") categories as of the end of the year and up to the date of the approval of the financial statements of the Group. Assessment for any impairment, on individual and collective basis, is made with reference to the financial strength and credit rating of each issuer, industry development and market conditions, and historical loss experience of a portfolio of similar credits provided by rating agencies. The Group has concluded that there are no objective or specific indications that any of its AFS, HTM and LNR securities is individually impaired as at 31 December 2013.

(以港幣千元位列示)

(Expressed in thousands of Hong Kong dollars)

**4. 應用會計政策時之重要會計估計及判斷(續)****4. CRITICAL ACCOUNTING ESTIMATES, AND JUDGEMENTS IN APPLYING ACCOUNTING POLICIES (Continued)****4.2 應用集團會計政策之重大判斷(續)****4.2 Critical judgements in applying the Group's accounting policies (Continued)**

(乙) 可供出售權益性證券及包括在可供出售、持至到期和貸款及應收款項類別的債務證券投資之減值評估(續)

(b) *Impairment assessment on available-for-sale equity securities, and investments in debt securities included in the available-for-sale, held-to-maturity and loans and receivables categories (Continued)*

基於環球信貸市場之持續不明朗情況，本集團按綜合基準對債務證券進行評估。根據本集團之判斷，本集團察覺一些顯示某債務證券類別之預計未來現金流可能會下降之信息，但仍未能識別該下降與個別債務證券有關。本集團之判斷已考慮所持證券類別及評估市場波幅、信貸情況變動及市場演變對可收回數額之影響。根據評估，已於2011年就一債務證券類別已確認一項綜合減值準備。於2013年12月31日，該項綜合減值準備為75,000,000港元。

Given the continuing uncertain conditions in global credit markets, the Group has conducted an assessment of its debt securities on a collective basis. Based on its judgement, the Group identified certain information indicating a possible decrease in the estimated future cash flows from a certain group of debt securities, even though the decrease cannot yet be identified with an individual debt security. The judgement formed by the Group takes into account the nature of the securities held and its evaluation of the impact of market volatility, changes in credit conditions and market developments on the recoverable amounts. Based on its evaluation, a collective impairment allowance had been recognised for a group of debt securities since 2011. As at 31 December 2013, the amount of such collective impairment allowance was HK\$75 million.

(丙) 持至到期證券

(c) *Held-to-maturity securities*

本集團遵循香港會計準則第39號之指引分類具有固定或可予釐定付款及固定到期日之非衍生金融資產為持至到期證券。此一分類須作出重大判斷。在作出判斷時，本集團評估其持有該等投資至到期之意向及能力。倘本集團未能持有此等投資至到期(不包括特別情況，例如在接近到期時出售少量部分)，整個類別則須被重新分類為可供出售證券。該等投資將因而按其公平值而非按攤餘成本計量。

The Group follows the guidance of HKAS 39 on classifying non-derivative financial assets with fixed or determinable payments and fixed maturity as held-to-maturity. This classification requires significant judgement. In making this judgement, the Group evaluates its intention and ability to hold such investments to maturity. If the Group fails to keep these investments to maturity other than for the specific circumstances – for example, selling an insignificant amount close to maturity – it will be required to reclassify the entire class as available-for-sale. The investments would therefore be measured at fair value, not amortised cost.

**4. 應用會計政策時之重要會計估計及判斷(續)**

**4.2 應用集團會計政策之重大判斷(續)**

*(丁) 索償及或然承擔之評估*

本集團須判斷是否須按香港會計準則第37號《準備、或然負債及或然資產》就分銷(但非發行或籌組)結構性投資予某些客戶而確認償付準備。在作出該判斷時，本集團經考慮各種因素包括最近之償付案例及法律意見後，評估每個或同類訴訟之有關資料及其履行責任須耗費償付之可能性和預計之數額。

**5. 營業分項報告**

本集團根據香港財務報告準則第8號《營運業務分項》編製分項報告。向包括行政總裁及其他執行委員會成員之主要營運決策人呈報而作為資源分配及業績評估用途之資料，乃按個人銀行、商業銀行、財資及海外銀行業務分類之基礎來確定。本地銀行業務之營運表現按業務活動分析，而海外銀行業務之營運表現按業務機構分析。

經考慮到本地業務之客戶群、產品及服務，經濟環境和法規後，本集團將營運業務劃分為下列呈報分項：

- 個人銀行業務包括接受個人客戶存款、住宅樓宇按揭、私人貸款、透支和信用卡服務、保險業務的銷售和投資服務。自2013年起，汽車及運輸的租購及租賃包含在個人銀行業務項下。若干比較數字已重列以符合本年度之分類。

**4. CRITICAL ACCOUNTING ESTIMATES, AND JUDGEMENTS IN APPLYING ACCOUNTING POLICIES (Continued)**

**4.2 Critical judgements in applying the Group's accounting policies (Continued)**

*(d) Assessment of claims and contingencies*

Judgement is needed to determine if provision for compensation to certain customers who had bought structured investments distributed (but not originated or arranged) by the Group need to be recorded in accordance with the requirements of HKAS 37 "Provisions, Contingent Liabilities and Contingent Assets". In making this judgement, the Group evaluates the information relating to each or similar cases, and the likelihood and estimated amount of outflow of resources which may be incurred to settle the obligation after considering factors such as recent settlement experiences and advice from legal counsel.

**5. OPERATING SEGMENT REPORTING**

Segment reporting by the Group is prepared in accordance with HKFRS 8 "Operating Segments". Information reported to the chief operating decision maker, including the Chief Executive and other Executive Committee members, for the purposes of resource allocation and performance assessment, is determined on the basis of personal banking, commercial banking, treasury and overseas banking business. Operating performances are analysed by business activities for local banking business, and on business entity basis for overseas banking business.

Considering the customer groups, products and services of local businesses, the economic environment and regulations, the Group splits the operating segments of the Group into the following reportable segments:

- Personal banking business includes the acceptance of deposits from individual customers and the extension of residential mortgage lending, personal loans, overdraft and credit card services, the provision of insurance sales and investment services. Starting from 2013, hire purchase finance and leasing related to vehicle and transport financing are included under personal banking business. Certain comparative amounts have been revised to conform with the current year's presentation.

(以港幣千元位列示)

(Expressed in thousands of Hong Kong dollars)

**5. 營業分項報告 (續)**

- 商業銀行業務包括接受存款、貸款、營運資金融資及貿易融資，其存款來源及融資客戶主要是工商業及機構性客戶，亦包括設備的租購及租賃。
- 財資業務主要包括外匯服務、中央貸存現金管理、利率風險管理、證券投資管理及集團整體之資金運用管理。
- 海外銀行業務包括由位於澳門和中國之海外附屬公司提供之個人銀行和商業銀行業務及本集團於一間在中國設立之商業銀行之權益。
- 其他包括未可直接歸類於其他呈報分項之營運業績、集團投資及債務資金(包括後償債務)。

就編製分項報告而言，對可直接認明為各個別分項之源自客戶、產品及服務收入，將直接呈報於有關分項；而分項之間的資金運用及資金資源所產生的收入和資金成本，按參照市場利率之轉移價格機制分配至各分項。分項間之交易乃依據授予第三者或與第三者交易之同類條款定價。分項間之收入或支出於綜合賬內抵銷。

所有不同分項之直接開支將歸類於有關的分項分類。間接開支及支援部門開支乃依據開支性質，按耗用之時間及工作量和分項營運收入，分配至不同的分項及產品。不能合理地分配至各分項、產品及支援部門之企業活動開支，則作企業開支呈列於「其他」項下。

**5. OPERATING SEGMENT REPORTING (Continued)**

- Commercial banking business includes the acceptance of deposits from and the advance of loans and working capital finance to commercial, industrial and institutional customers, and the provision of trade financing. Hire purchase finance and leasing related to equipment financing are included.
- Treasury activities are mainly the provision of foreign exchange services and centralised cash management for deposit taking and lending, interest rate risk management, management of investment in securities and the overall funding of the Group.
- Overseas banking businesses include personal banking, commercial banking business activities provided by overseas subsidiaries in Macau and China, and the Group's interest in a commercial bank in China.
- Others include results of operations not directly identified under other reportable segments, corporate investments and debt funding (including subordinated notes).

For the purpose of segment reporting, revenue derived from customers, products and services directly identifiable with individual segments are reported directly under respective segments, while revenue and funding cost arising from inter-segment funding operation and funding resources are allocated to segments by way of transfer pricing mechanism with reference to market interest rates. Transactions within segments are priced based on similar terms offered to or transacted with external parties. Inter-segment income or expenses are eliminated on consolidation.

All direct costs incurred by different segments are grouped under respective segments. Indirect costs and support functions' costs are allocated to various segments and products based on effort and time spent as well as segments' operating income depending on the nature of costs incurred. Costs related to corporate activities that cannot be reasonably allocated to segments, products and support functions are grouped under Others as unallocated corporate expenses.

# 財務報表附註

## NOTES TO THE FINANCIAL STATEMENTS

(以港幣千元位列示)

(Expressed in thousands of Hong Kong dollars)

### 5. 營業分項報告 (續)

### 5. OPERATING SEGMENT REPORTING (Continued)

截至 2013 年 12 月 31 日止年度

For the year ended 31 December 2013

		個人銀行 Personal Banking	商業銀行 Commercial Banking	財資業務 Treasury	海外銀行 Overseas Banking	其他 Others	跨項目 Inter- segment	總計 Total
淨利息收入/(支出)	Net interest income/(expenses)	1,233,273	914,331	372,738	524,456	(247,302)	-	2,797,496
非利息收入/(支出)	Non-interest income/(expenses)	444,435	239,291	286,112	120,380	(35,478)	(35,062)	1,019,678
營運收入	Total operating income	1,677,708	1,153,622	658,850	644,836	(282,780)	(35,062)	3,817,174
營運支出	Operating expenses	(1,091,660)	(296,834)	(138,141)	(443,201)	(40,794)	35,062	(1,975,568)
扣除減值虧損前之 營運溢利/(虧損)	Operating profit/(loss) before impairment losses	586,048	856,788	520,709	201,635	(323,574)	-	1,841,606
貸款減值虧損及其他信貸 撥備(提撥)/回撥	Loan impairment losses and other credit provisions (charged)/written back	(140,949)	(92,699)	25,000	(101,158)	-	-	(309,806)
扣除減值虧損後之營運溢利/(虧損)	Operating profit/(loss) after impairment losses	445,099	764,089	545,709	100,477	(323,574)	-	1,531,800
出售行產、投資物業及其 他固定資產及其公平值 調整之淨(虧損)/收益	Net (loss)/gain on disposal and fair value adjustment of premises, investment properties and other fixed assets	(2,167)	-	-	30	34,207	-	32,070
出售證券投資淨(虧損)/收益	Net (loss)/gain on disposal of investments in securities	-	-	(127,876)	-	27,535	-	(100,341)
視同出售聯營公司投資之虧損	Loss on deemed disposal of investment in an associate	-	-	-	(56,971)	-	-	(56,971)
應佔聯營公司之業績	Share of results of an associate	-	-	-	578,556	-	-	578,556
應佔共同控制實體之業績	Share of results of jointly controlled entities	-	-	-	-	17,311	-	17,311
除稅前溢利/(虧損)	Profit/(loss) before taxation	442,932	764,089	417,833	622,092	(244,521)	-	2,002,425
稅項(支出)/回撥	Taxation (expenses)/credit	(73,989)	(126,075)	(68,942)	(27,460)	50,479	-	(245,987)
除稅後溢利/(虧損)	Profit/(loss) after taxation	368,943	638,014	348,891	594,632	(194,042)	-	1,756,438
截至 2013 年 12 月 31 日止年度 折舊及攤銷費用	For the year ended 31 December 2013 Depreciation and amortisation	41,266	6,467	5,047	38,062	28,280	-	119,122
於 2013 年 12 月 31 日	At 31 December 2013							
分項資產	Segment assets	39,558,463	49,216,979	47,675,728	32,018,112	3,405,174	(4,647,308)	167,227,148
分項負債	Segment liabilities	69,442,368	32,237,167	14,025,526	24,726,047	14,377,779	(4,647,308)	150,161,579

NOTES TO THE FINANCIAL STATEMENTS

(以港幣千元位列示)

(Expressed in thousands of Hong Kong dollars)

5. 營業分項報告 (續)

5. OPERATING SEGMENT REPORTING (Continued)

截至2012年12月31日止年度(經重列)

For the year ended 31 December 2012 (Restated)

		個人銀行 Personal Banking	商業銀行 Commercial Banking	財資業務 Treasury	海外銀行 Overseas Banking	其他 Others	跨項目 Inter- segment	總計 Total
淨利息收入/(支出)	Net interest income/(expenses)	1,058,562	719,304	305,964	392,840	(272,277)	-	2,204,393
非利息收入	Non-interest income	342,658	148,262	208,250	78,224	11,198	(32,315)	756,277
營運收入	Total operating income	1,401,220	867,566	514,214	471,064	(261,079)	(32,315)	2,960,670
營運支出	Operating expenses	(1,039,119)	(251,659)	(128,918)	(351,116)	(22,482)	32,315	(1,760,979)
扣除減值虧損前之 營運溢利/(虧損)	Operating profit/(loss) before impairment losses	362,101	615,907	385,296	119,948	(283,561)	-	1,199,691
貸款減值虧損及其他信貸 撥備(提撥)/回撥	Loan impairment losses and other credit provisions (charged)/written back	(84,382)	23,462	(61,966)	(20,857)	62	-	(143,681)
扣除減值虧損後之營運溢利/(虧損)	Operating profit/(loss) after impairment losses	277,719	639,369	323,330	99,091	(283,499)	-	1,056,010
出售行產、投資物業及其 他固定資產及其公平值 調整之淨(虧損)/收益	Net (loss)/gain on disposal and fair value adjustment of premises, investment properties and other fixed assets	(1,549)	-	-	4,120	140,601	-	143,172
出售證券投資淨虧損	Net loss on disposal of investments in securities	-	-	(64,127)	-	-	-	(64,127)
應佔聯營公司之業績	Share of results of an associate	-	-	-	490,806	-	-	490,806
應佔共同控制實體之業績	Share of results of jointly controlled entities	-	-	-	-	13,385	-	13,385
除稅前溢利/(虧損)	Profit/(loss) before taxation	276,170	639,369	259,203	594,017	(129,513)	-	1,639,246
稅項(支出)/回撥	Taxation (expenses)/credit	(44,651)	(105,517)	(42,799)	(18,265)	52,401	-	(158,831)
除稅後溢利/(虧損)	Profit/(loss) after taxation	231,519	533,852	216,404	575,752	(77,112)	-	1,480,415
截至2012年12月31日止年度	For the year ended 31 December 2012							
折舊及攤銷費用	Depreciation and amortisation	43,652	11,907	7,452	39,270	4,323	-	106,604
於2012年12月31日	At 31 December 2012							
分項資產	Segment assets	35,107,245	44,346,608	49,757,413	26,306,191	3,188,857	(2,866,950)	155,839,364
分項負債	Segment liabilities	65,621,598	28,882,670	13,101,445	20,031,758	15,649,915	(2,866,950)	140,420,436

## 財務報表附註

# NOTES TO THE FINANCIAL STATEMENTS

(以港幣千元位列示)

(Expressed in thousands of Hong Kong dollars)

### 5. 營業分項報告 (續)

源自外部客戶之收益乃來自位於香港、澳門及中國之銀行附屬公司所提供之主要產品與服務，包括接受存款、信貸融資、資產融資、證券投資等。

下表提供按區域歸類之資料，區域乃根據本集團向外部客戶提供服務、與其商業交易及建立關係的法定機構之所在地而確認。

### 5. OPERATING SEGMENT REPORTING (Continued)

Revenues from external customers were contributed from banking subsidiaries in Hong Kong, Macau and People's Republic of China, with major products and services including deposit taking, extension of credit, asset-based finance, securities investment services offered to customers.

The following tables provide information by geographical area, which was determined with reference to the domicile of the legal entities within the Group with business dealing and relationship with, and services to external customers.

		香港及其他 Hong Kong and Others	澳門 Macau	區域分項間 抵銷 Inter- segment elimination	總計 Total
<b>截至2013年</b>	<b>For the year ended</b>				
<b>12月31日止年度</b>	<b>31 December 2013</b>				
營運收入	Operating income	3,483,086	334,688	(600)	3,817,174
除稅前溢利	Profit before taxation	1,847,307	155,118	-	2,002,425
<b>於2013年12月31日</b>	<b>At 31 December 2013</b>				
資產合計	Total assets	153,726,608	15,868,862	(2,368,322)	167,227,148
負債合計	Total liabilities	138,645,357	13,884,544	(2,368,322)	150,161,579
無形資產及商譽	Intangible assets and goodwill	318,667	558,265	-	876,932
或然負債及承擔	Contingent liabilities and commitments	73,083,535	1,886,809	-	74,970,344
		香港及其他 Hong Kong and Others	澳門 Macau	區域分項間 抵銷 Inter- segment elimination	總計 Total
<b>截至2012年</b>	<b>For the year ended</b>				
<b>12月31日止年度(經重列)</b>	<b>31 December 2012 (Restated)</b>				
營運收入	Operating income	2,707,000	254,261	(591)	2,960,670
除稅前溢利	Profit before taxation	1,541,707	97,530	9	1,639,246
<b>於2012年12月31日(經重列)</b>	<b>At 31 December 2012 (Restated)</b>				
資產合計	Total assets	143,562,280	13,805,842	(1,528,758)	155,839,364
負債合計	Total liabilities	129,985,031	11,964,163	(1,528,758)	140,420,436
無形資產及商譽	Intangible assets and goodwill	318,667	562,343	-	881,010
或然負債及承擔	Contingent liabilities and commitments	64,318,306	2,056,644	-	66,374,950

(以港幣千元位列示)

(Expressed in thousands of Hong Kong dollars)

## 6. 淨利息收入

## 6. NET INTEREST INCOME

		2013	2012
<b>利息收入</b>	<b>Interest income</b>		
現金及在銀行的結餘	Cash and balances with banks	337,526	342,753
證券投資	Investments in securities	668,661	670,009
各項貸款及其他賬目	Advances and other accounts	3,357,022	2,859,036
		<u>4,363,209</u>	<u>3,871,798</u>
<b>利息支出</b>	<b>Interest expense</b>		
銀行存款／客戶存款	Deposits from banks/Deposits from customers	1,297,433	1,426,763
已發行的存款證	Certificates of deposit issued	90,181	43,706
已發行的債務證券	Issued debt securities	35,793	48,446
後償債務	Subordinated notes	133,513	141,109
其他	Others	8,793	7,381
		<u>1,565,713</u>	<u>1,667,405</u>
<b>利息收入包括</b>	<b>Included within interest income</b>		
上市投資之利息收入	Interest income on listed investments	589,638	582,943
非上市投資之利息收入	Interest income on unlisted investments	79,023	87,066
		<u>668,661</u>	<u>670,009</u>
未以公平值計量且其變動計入損益 的金融資產之利息收入	Interest income on financial assets not at fair value through profit or loss	4,342,315	3,848,528
減值資產利息收入	Interest income on impaired assets	1,204	3,688
<b>利息支出包括</b>	<b>Included within interest expense</b>		
未以公平值計量且其變動計入損益 的金融負債之利息支出	Interest expenses on financial liabilities not at fair value through profit or loss	1,563,680	1,499,859

# 財務報表附註

## NOTES TO THE FINANCIAL STATEMENTS

(以港幣千元位列示)

(Expressed in thousands of Hong Kong dollars)

### 7. 淨服務費及佣金收入

### 7. NET FEE AND COMMISSION INCOME

	2013	2012
<b>服務費及佣金收入</b>	<b>Fee and commission income</b>	
未以公平值計量且其變動計入損益的金融資產及負債之服務費及佣金收入	Fee and commission income from financial assets and liabilities not at fair value through profit or loss	
– 信貸有關之服務費及佣金	103,855	74,661
– 貿易融資	68,237	51,203
– 信用卡	302,699	276,929
其他服務費及佣金收入	Other fee and commission income	
– 證券經紀佣金	85,557	59,061
– 保險銷售及其他	98,528	67,517
– 零售投資基金及財富管理服務	130,846	85,829
– 銀行服務費及手續費	51,175	44,537
– 其他服務費	95,005	82,044
	935,902	741,781
<b>服務費及佣金支出</b>	<b>Fee and commission expense</b>	
未以公平值計量且其變動計入損益的金融資產及負債之服務費及佣金支出	Fee and commission expense from financial assets and liabilities not at fair value through profit or loss	
– 手續費及佣金	218,330	198,586
– 已付其他服務費用	15,659	12,563
	233,989	211,149

本集團向第三方提供託管、受託、企業管理及投資管理服務。該等以受信人身份持有之資產並不包含在此等財務報表內。

The Group provides custody, trustee, corporate administration, and investment management services to third parties. Those assets that are held in a fiduciary capacity are not included in these financial statements.

(以港幣千元位列示)

(Expressed in thousands of Hong Kong dollars)

## 8. 淨買賣收入

## 8. NET TRADING INCOME

		2013	2012
外匯買賣淨收益	Net gain arising from dealing in foreign currencies	211,663	235,177
持作買賣用途的證券之淨(虧損)/收益	Net (loss)/gain on trading securities	(772)	4,201
持作買賣用途的衍生工具之淨收益	Net gain from derivatives entered into for trading purpose	56,317	13,878
用公平值對沖的相關金融工具之淨虧損	Net loss arising from financial instruments subject to fair value hedge	(39,677)	(65,960)
指定以公平值計量且其變動計入損益的金融工具之淨收益/(虧損)	Net gain/(loss) arising from financial instruments designated at fair value through profit or loss	32,546	(9,253)
		<u>260,077</u>	<u>178,043</u>

## 9. 其他營運收入

## 9. OTHER OPERATING INCOME

		2013	2012
可供出售證券投資之股息收入	Dividend income from investments in available-for-sale securities		
— 上市投資	– Listed investments	6,516	4,719
— 非上市投資	– Unlisted investments	6,805	6,673
投資物業之租金收入總額	Gross rental income from investment properties	19,111	18,654
其他租金收入	Other rental income	8,658	6,815
其他	Others	16,598	10,741
		<u>57,688</u>	<u>47,602</u>

# 財務報表附註

## NOTES TO THE FINANCIAL STATEMENTS

(以港幣千元位列示)

(Expressed in thousands of Hong Kong dollars)

### 10. 營運支出

### 10. OPERATING EXPENSES

		2013	經重列 Restated 2012
僱員薪酬及福利支出 (包括董事薪酬)(附註11)	Employee compensation and benefit expenses (including directors' remuneration) (Note 11)	1,213,760	1,068,038
行產及其他固定資產支出， 不包括折舊	Premises and other fixed assets expenses, excluding depreciation		
— 行產之租金	– Rental of premises	153,769	118,034
— 其他	– Others	117,895	99,733
折舊(附註35)	Depreciation (Note 35)	115,044	102,041
廣告及推銷活動支出	Advertising and promotion costs	86,101	77,050
印刷、文具及郵費	Printing, stationery and postage	48,637	45,450
無形資產攤銷費用 (附註34)	Amortisation expenses of intangible assets (Note 34)	4,078	4,563
核數師酬金	Auditors' remuneration	7,213	6,995
其他	Others	229,071	239,075
		<u>1,975,568</u>	<u>1,760,979</u>

### 11. 僱員薪酬及福利支出

### 11. EMPLOYEE COMPENSATION AND BENEFIT EXPENSES

		2013	2012
薪酬及其他人事費用	Salaries and other staff costs	1,120,423	998,016
以股份為基礎報酬之撥備提撥 (附註51)	Provision for share-based compensation charged (Note 51)	26,452	7,252
退休金支出	Pension costs		
— 界定供款計劃	– defined contribution plans	66,885	62,770
		<u>1,213,760</u>	<u>1,068,038</u>

NOTES TO THE FINANCIAL STATEMENTS

(以港幣千元位列示)

(Expressed in thousands of Hong Kong dollars)

11. 僱員薪酬及福利支出 (續)

11. EMPLOYEE COMPENSATION AND BENEFIT EXPENSES (Continued)

最高酬金之5位人士：

The emoluments of the five highest paid individuals:

(i) 酬金總計

(i) The aggregate emoluments

	2013	2012
薪金、房屋、實物利益及其他津貼	76,070	64,220
退休金	2,120	2,096
	<u>78,190</u>	<u>66,316</u>

(ii) 5位最高收入人士的酬金組別如下：

(ii) The emoluments of the five highest paid individuals are within the following bands:

	人數 Number of individuals	
	2013	2012
港元 HK\$		
11,500,001 - 12,000,000	-	1
12,000,001 - 12,500,000	1	1
13,000,001 - 13,500,000	-	1
13,500,001 - 14,000,000	1	1
14,500,001 - 15,000,000	1	1
18,000,001 - 18,500,000	1	-
19,000,001 - 19,500,000	1	-
	<u>5</u>	<u>5</u>

在5位最高薪金收入之人士內，有4位(2012年：4位)為集團董事。其相關的董事酬金已包括在隨後之附註12內。

Included in the emoluments of the five highest paid individuals were the emoluments of 4 (2012: 4) Directors. Their respective Directors' emoluments have been included in Note 12 below.

本年內，本集團並無向任何5位最高收入人士支付酬金，作為加入或加盟本集團之獎賞或離職補償。

No emoluments were paid by the Group to any of the five highest paid individuals as an inducement to join or upon joining the Group or as compensation for loss of office during the year.

上述5位最高收入人士的酬金包括有關其在該年度所提供服務和本集團之業績的預提獎勵花紅。

The emoluments of the five highest paid individuals shown above included incentive bonuses accrued in respect of the services rendered and the Group's performance for the financial year.

# 財務報表附註

## NOTES TO THE FINANCIAL STATEMENTS

(以港幣千元位列示)

(Expressed in thousands of Hong Kong dollars)

### 12. 董事酬金

各董事之薪酬如下述：

### 12. DIRECTORS' EMOLUMENTS

The remuneration of each Director is set out below:

截至2013年 12月31日止年度	Year ended 31 December 2013	董事袍金 Directors' Fee	薪津及 實物利益 Salary, allowances and benefits in kind	有關年內提供 服務之預提 獎勵花紅 Incentive bonuses accrued in respect of services rendered in the year	以股份為 基礎的支付 Share-based payment	退休金 Pensions	合計 Total
<b>主席</b>	<b>Chairman</b>						
王守業先生	David Shou-Yeh Wong	500	3,960	15,000	-	-	19,460
<b>執行董事</b>	<b>Executive directors</b>						
黃漢興先生	Hon-Hing Wong (Derek Wong)	-	8,000	3,350	-	650	12,000
王祖興先生	Harold Tsu-Hing Wong	-	5,756	11,800	-	522	18,078
王伯凌先生	Gary Pak-Ling Wang	-	5,036	9,300	-	492	14,828
<b>非執行董事</b>	<b>Non-executive directors</b>						
小林一健先生	Kazutake Kobayashi	115	-	-	-	-	115
平井章治先生	Shoji Hirai	77	-	-	-	-	77
<b>獨立非執行董事</b>	<b>Independent non-executive directors</b>						
史習陶先生	Robert Tsai-To Sze	309	-	-	-	-	309
梁君彥先生	Andrew Kwan-Yuen Leung	206	-	-	-	-	206
陳勝利先生	Seng-Lee Chan	288	-	-	-	-	288
吳源田先生	Yuen-Tin Ng	294	-	-	-	-	294
<b>合計</b>	<b>Total</b>	<b>1,789</b>	<b>22,752</b>	<b>39,450</b>	<b>-</b>	<b>1,664</b>	<b>65,655</b>

NOTES TO THE FINANCIAL STATEMENTS

(以港幣千元位列示)

(Expressed in thousands of Hong Kong dollars)

12. 董事酬金 (續)

12. DIRECTORS' EMOLUMENTS (Continued)

截至2012年 12月31日止年度	Year ended 31 December 2012	董事袍金 Directors' Fee	薪金及 實物利益 Salary, allowances and benefits in kind	有關年內提供 服務之預提 獎勵花紅 Incentive bonuses accrued in respect of services rendered in the year	以股份為 基礎的支付 Share-based payment	退休金 Pensions	合計 Total
主席	Chairman						
王守業先生	David Shou-Yeh Wong	500	3,960	9,500	-	-	13,960
執行董事	Executive directors						
黃漢興先生	Hon-Hing Wong (Derek Wong)	-	8,000	3,300	-	650	11,950
王祖興先生	Harold Tsu-Hing Wong	-	5,220	9,000	-	522	14,742
王伯凌先生	Gary Pak-Ling Wang	-	4,920	8,000	-	492	13,412
趙龍文先生	Lung-Man Chiu (John Chiu)	-	1,512	-	-	111	1,623
非執行董事	Non-executive directors						
小林一健先生	Kazutake Kobayashi	180	-	-	-	-	180
獨立非執行董事	Independent non-executive directors						
史習陶先生	Robert Tsai-To Sze	300	-	-	-	-	300
梁君彥先生	Andrew Kwan-Yuen Leung	180	-	-	-	-	180
陳勝利先生	Seng-Lee Chan	250	-	-	-	-	250
董樂明先生	Lon Dounn	62	-	-	-	-	62
吳源田先生	Yuen-Tin Ng	188	-	-	-	-	188
合計	Total	1,660	23,612	29,800	-	1,775	56,847

13. 貸款減值虧損及其他信貸撥備

13. LOAN IMPAIRMENT LOSSES AND OTHER CREDIT PROVISIONS

	2013	2012
貸款減值虧損		
Loan impairment losses		
各項貸款及其他賬目減值虧損淨提撥／(回撥)		
Net charge/(reversal) of impairment losses on advances and other accounts		
— 貿易票據	937	1,067
— 客戶貸款	334,188	80,523
— 應計利息及其他賬目	(319)	117
	<u>334,806</u>	<u>81,707</u>
各項貸款及其他賬目減值虧損淨提撥／(回撥)		
Net charge/(reversal) of impairment losses on advances and other accounts		
— 個別評估	161,796	(1,496)
— 綜合評估	173,010	83,203
	<u>334,806</u>	<u>81,707</u>
當中包括		
Of which		
— 新增及額外準備 (包括於年內直接撇銷之金額)	413,155	176,026
— 回撥	(30,259)	(38,954)
— 收回	(48,090)	(55,365)
	<u>334,806</u>	<u>81,707</u>
其他信貸撥備		
Other credit provisions		
包括在貸款及應收款項 類別之證券投資之 減值虧損淨(回撥)／提撥		
Net (reversal)/charge of impairment losses on investments in securities included in the loans and receivables category		
— 個別評估	-	61,974
— 綜合評估	(25,000)	-
	<u>(25,000)</u>	<u>61,974</u>
收益賬中淨支出	309,806	143,681
Net charge to income statement	<u>309,806</u>	<u>143,681</u>

## NOTES TO THE FINANCIAL STATEMENTS

(以港幣千元位列示)

(Expressed in thousands of Hong Kong dollars)

**14. 出售行產及其他固定資產及行產重估之淨(虧損)/收益****14. NET (LOSS)/GAIN ON DISPOSAL AND REVALUATION OF PREMISES AND OTHER FIXED ASSETS**

		經重列	
		Restated	
		2013	2012
行產重估之減值虧損回撥	Deficit reversed on revaluation of premises	-	390
出售行產之淨收益	Net gain on disposal of premises	-	4,318
出售其他固定資產之淨虧損	Net loss on disposal of other fixed assets	(2,715)	(2,108)
		<u>(2,715)</u>	<u>2,600</u>

**15. 投資物業公平值調整之淨收益****15. NET GAIN ON FAIR VALUE ADJUSTMENT OF INVESTMENT PROPERTIES**

		2013	2012
投資物業公平值調整之淨收益	Net gain on fair value adjustment of investment properties	34,785	140,572
		<u>34,785</u>	<u>140,572</u>

**16. 出售證券投資之淨虧損****16. NET LOSS ON DISPOSAL OF INVESTMENTS IN SECURITIES**

		2013	2012
出售可供出售證券淨收益	Net gain on disposal of available-for-sale securities	107,287	75,738
出售包括在貸款及應收款項類別之證券投資淨虧損	Net loss on disposal of investments in securities included in the loans and receivables category	(172,413)	(107,284)
出售持至到期證券淨虧損(註)	Net loss on disposal of held-to-maturity securities (Note)	(35,215)	(32,581)
		<u>(100,341)</u>	<u>(64,127)</u>

註：

Note:

於2013年及2012年之出售乃經考慮其風險及外在因素。

The disposals in 2013 and 2012 were made after considering risk and external factors.

### 17. 視同出售聯營公司投資之虧損

本集團於聯營公司重慶銀行(「重慶銀行」)之股份權益，自重慶銀行於2013年11月在香港完成其H-股之首次公開招股後由20%降至16.95%。

按照香港會計準則第28號《聯營公司投資》規定，聯營公司是指在包括財務及營運決策方面其投資者可對其發揮重大影響力但不能控制其管理之公司。持股低於20%一般會被視為不能發揮重大影響力，除非該影響力能被清晰證明。

由於本集團在重慶銀行董事會有派出代表，並且有能力參與決策程序，本集團於重慶銀行之權益已按權益法基準作聯營公司處理。

本集團於2013年在重慶銀行持有之股份下降，按被視同出售了部份重慶銀行之投資處理。該視同部份出售股份所涉及之虧損乃主要由於重慶銀行首次公開招股完成後，因新發行股份之每股所得淨款項低於緊接首次公開招股前之每股淨資產值而令其每股淨資產值下降所致。

### 18. 稅項

香港利得稅乃按照年內估計應課稅溢利以稅率16.5%(2012年：16.5%)提撥準備。海外稅項支出乃按年內海外估計應課稅溢利依本集團經營業務地區之現行稅率計算。

遞延稅項是採用負債法就暫時差異，按預期該等稅項負債需清付時或資產可予扣減時所適用之稅率作全數確認。

### 17. LOSS ON DEEMED DISPOSAL OF INVESTMENT IN AN ASSOCIATE

The Group's shareholding interest in Bank of Chongqing ("BOCQ"), which is the Group's associate, decreased from 20% to 16.95% after BOCQ completed its initial public offering ("IPO") of H-shares in Hong Kong in November 2013.

In accordance with Hong Kong Accounting Standard No. 28, "Investments in Associates", an associate is an entity over which the investor has significant influence, including the power to participate in the financial and operating policy decisions, without controlling the management of the investee. Usually a holding of less than 20% is presumed not to have significant influence, unless such influence can be clearly demonstrated.

The Group's interest in BOCQ has been accounted for as an associate using the equity method as the Group has representation in the Board of BOCQ, and the ability to participate in the decision making process.

The reduction in the Group's shareholding in BOCQ in 2013 is treated as a deemed partial disposal of investment in BOCQ. The loss arising from the deemed partial disposal is caused mainly by the lowering in the net asset value per share of BOCQ immediately after the completion of the BOCQ IPO, as the net proceeds per share on the new issue are lower than the net asset value per share immediately before the IPO. With the partial disposal of the Group's interest in BOCQ having been recognised, the reduction in the Group's share of BOCQ net assets is accounted as a deemed disposal loss.

### 18. TAXATION

Hong Kong profits tax has been provided at the rate of 16.5% (2012: 16.5%) on the estimated assessable profit for the year. Taxation on overseas profits has been calculated on the estimated assessable profit for the year at the rates of taxation prevailing in the countries in which the Group operates.

Deferred taxation is calculated in full on temporary differences under the liability method at the tax rates that are expected to apply in the year when the liability is settled or the asset is realised.

(以港幣千元位列示)

(Expressed in thousands of Hong Kong dollars)

## 18. 稅項 (續)

## 18. TAXATION (Continued)

		2013	經重列 Restated 2012
本年度稅項：	Current income tax:		
– 香港利得稅	– Hong Kong profits tax	198,757	124,228
– 海外稅項	– Overseas taxation	48,528	16,814
– 於過往年度超額之撥備	– Over-provision in prior years	(394)	(849)
遞延稅項 (附註 43)：	Deferred income tax (Note 43):		
– 關於暫時差異的產生及撥回	– Origination and reversal of temporary differences	(1,445)	22,263
– 回撥/(確認)稅務虧損	– Reversal/(recognition) of tax losses	541	(3,625)
稅項	Taxation	<u>245,987</u>	<u>158,831</u>

本集團除稅前溢利之稅項有別於綜合各公司加權平均稅率計算之理論數額如下：

The tax on the Group's profit before taxation differs from the theoretical amount that would arise using the weighted average tax rate applicable to profits of the consolidated companies as follows:

		2013	經重列 Restated 2012
除稅前溢利	Profit before taxation	<u>2,002,425</u>	<u>1,639,246</u>
按適用於各地區溢利之本地稅率計算之稅項	Tax calculated at domestic tax rates applicable to profits in the respective countries	330,400	270,476
稅項調整源於：	Tax effects of:		
其他國家之不同稅率	Different taxation rates in other countries	(7,569)	(2,941)
無需徵稅之收入	Income not subject to taxation	(16,945)	(47,163)
不能扣減的支出	Expenses not deductible	38,813	22,500
以稅後基礎呈報之聯營公司及共同控制實體之業績	Results of associates and jointly controlled entities reported net of tax	(98,318)	(83,192)
於過往年度超額之撥備	Over-provision in prior years	(394)	(849)
稅項	Taxation	<u>245,987</u>	<u>158,831</u>

## 財務報表附註

# NOTES TO THE FINANCIAL STATEMENTS

(以港幣千元位列示)

(Expressed in thousands of Hong Kong dollars)

### 19. 股東應佔溢利

列於本公司財務報表內之股東應佔溢利為366,760,000港元(2012年: 溢利279,866,000港元)。

### 19. PROFIT ATTRIBUTABLE TO SHAREHOLDERS

The profit attributable to shareholders is dealt with in the financial statements of the Company to the extent of HK\$366,760,000 (2012: profit of HK\$279,866,000).

### 20. 股息

### 20. DIVIDENDS

公司	Company	2013	2012
已派中期股息: 每股普通股0.09港元 (2012年: 0.08港元)	Interim dividend paid of HK\$0.09 (2012: HK\$0.08) per ordinary share	112,623	100,110
擬派末期股息: 每股普通股0.24港元 (2012年: 0.23港元)	Proposed final dividend of HK\$0.24 (2012: HK\$0.23) per ordinary share	300,329	287,815
		<u>412,952</u>	<u>387,925</u>

### 21. 每股盈利

### 21. EARNINGS PER SHARE

		經重列	
		2013 (港元) (HK\$)	2012 (港元) (HK\$)
每股盈利	Earnings per share		
基本	Basic	1.40	1.20
攤薄	Diluted	1.40	1.20

NOTES TO THE FINANCIAL STATEMENTS

(以港幣千元位列示)

(Expressed in thousands of Hong Kong dollars)

21. 每股盈利(續)

每股基本盈利乃按照盈利1,756,470,000港元(2012年: 1,480,439,000港元)及年內已發行普通股股份之加權平均數1,251,371,105股(2012年: 1,236,919,845股)計算。

每股攤薄盈利乃按照盈利1,756,470,000港元(2012年: 1,480,439,000港元)及年內已發行普通股股份之加權平均數1,253,800,465股(2012年: 1,236,919,845股)並就所有對普通股潛在攤薄的影響予以調整計算。

21. EARNINGS PER SHARE (Continued)

The calculation of basic earnings per share is based on earnings of HK\$1,756,470,000 (2012: HK\$1,480,439,000) and the weighted average number of 1,251,371,105 (2012: 1,236,919,845) ordinary shares in issue during the year.

The calculation of fully diluted earnings per share is based on earnings of HK\$1,756,470,000 (2012: HK\$1,480,439,000) and the weighted average number of 1,253,800,465 (2012: 1,236,919,845) ordinary shares in issue during the year after adjusting for the effect of all dilutive potential ordinary shares.

22. 現金及在銀行的結餘

22. CASH AND BALANCES WITH BANKS

		集團 Group		公司 Company	
		2013	2012	2013	2012
現金及在銀行的結餘	Cash and balances with banks	3,305,243	2,327,432	39,678	107,278
通知及短期存款	Money at call and short notice	4,965,643	11,145,818	7,095	7,084
		<u>8,270,886</u>	<u>13,473,250</u>	<u>46,773</u>	<u>114,362</u>

23. 在銀行1至12個月內到期的存款

23. PLACEMENTS WITH BANKS MATURING BETWEEN ONE AND TWELVE MONTHS

集團	Group	2013	2012
在銀行1至12個月內到期的存款	Placements with banks maturing between one and twelve months	<u>4,101,293</u>	<u>3,990,627</u>

# 財務報表附註

## NOTES TO THE FINANCIAL STATEMENTS

(以港幣千元位列示)

(Expressed in thousands of Hong Kong dollars)

### 24. 持作買賣用途的證券及指定以公平 值計量且其變動計入損益的金融資 產

### 24. TRADING SECURITIES AND FINANCIAL ASSETS DESIGNATED AT FAIR VALUE THROUGH PROFIT OR LOSS

集團	Group	2013	2012
持作買賣用途的證券：	Trading securities:		
債務證券：	Debt securities:		
– 香港上市	– Listed in Hong Kong	1,211,300	548,781
– 非上市	– Unlisted	5,124,488	5,248,961
		<hr/>	<hr/>
持作買賣用途的證券總額	Total trading securities	6,335,788	5,797,742
		<hr/>	<hr/>
指定以公平值計量且其變動計入 損益的金融資產：	Financial assets designated at fair value through profit or loss:		
債務證券：	Debt securities:		
– 香港以外上市	– Listed outside Hong Kong	56,081	23,525
		<hr/>	<hr/>
持作買賣用途的證券及指定以公平值計量 且其變動計入損益的金融資產總額	Total trading securities and financial assets designated at fair value through profit or loss	6,391,869	5,821,267
		<hr/>	<hr/>
包括在債務證券內有：	Included within debt securities are:		
– 包括在持作買賣用途證券之政府債券	– Government bonds included in trading securities	6,335,548	5,795,924
– 其他債務證券	– Other debt securities	56,321	25,343
		<hr/>	<hr/>
		6,391,869	5,821,267
		<hr/>	<hr/>

於2013年及2012年12月31日，上述持作買賣用途或以公平值計量的債務證券結餘內並無包括持有存款證。

As at 31 December 2013 and 2012, there were no certificates of deposit held included in the above balances of trading or fair value debt securities.

持作買賣用途的證券及指定以公平值計量且其變動計入損益的金融資產按發行機構類別分析如下：

Trading securities and financial assets designated at fair value through profit or loss are analysed by categories of issuers as follows:

集團	Group	2013	2012
– 中央政府及中央銀行	– Central governments and central banks	6,335,548	5,795,924
– 公營機構	– Public sector entities	240	1,409
– 銀行及其他金融機構	– Banks and other financial institutions	–	409
– 企業	– Corporate entities	56,081	23,525
		<hr/>	<hr/>
		6,391,869	5,821,267
		<hr/>	<hr/>

NOTES TO THE FINANCIAL STATEMENTS

(以港幣千元位列示)

(Expressed in thousands of Hong Kong dollars)

25. 衍生金融工具

25. DERIVATIVE FINANCIAL INSTRUMENTS

於2013年12月31日未到期衍生工具合約之名義本金及其公平值如下：

The notional principal amounts of outstanding derivatives contracts and their fair values as of 31 December 2013 were as follows:

集團	Group	合約/ 名義金額 Contract/ notional amount	公平值 Fair values	
			資產 Assets	負債 Liabilities
1) 持作買賣用途之衍生工具	1) Derivatives held for trading			
甲) 外匯衍生工具	a) Foreign exchange derivatives			
遠期及期貨合約	Forward and future contracts	49,420,058	80,348	(136,686)
購入及沽出外匯期權	Currency options purchased and written	74,747,110	205,612	(203,254)
乙) 利率衍生工具	b) Interest rate derivatives			
利率期貨	Interest rate futures	821,908	600	(19)
利率掉期	Interest rate swaps	10,700,774	10,486	(116,874)
丙) 權益性衍生工具	c) Equity derivatives			
購入及沽出權益性期權	Equity options purchased and written	228,285	2,528	(2,528)
持作買賣用途之衍生工具資產/(負債)合計	Total derivative assets/(liabilities) held for trading	135,918,135	299,574	(459,361)
2) 持作對沖用途之衍生工具	2) Derivatives held for hedging			
甲) 指定以公平值對沖之衍生工具	a) Derivatives designated as fair value hedges			
利率掉期	Interest rate swaps	19,947,380	387,495	(623,816)
貨幣掉換	Currency swaps	1,379,471	-	(34,079)
持作對沖用途之衍生工具資產/(負債)合計	Total derivative assets/(liabilities) held for hedging	21,326,851	387,495	(657,895)
已確認之衍生金融工具資產/(負債)合計	Total recognised derivative financial assets/(liabilities)	157,244,986	687,069	(1,117,256)

# 財務報表附註

## NOTES TO THE FINANCIAL STATEMENTS

(以港幣千元位列示)

(Expressed in thousands of Hong Kong dollars)

### 25. 衍生金融工具(續)

### 25. DERIVATIVE FINANCIAL INSTRUMENTS (Continued)

於2012年12月31日未到期衍生工具合約之名義本金及其公平值如下：

The notional principal amounts of outstanding derivatives contracts and their fair values as of 31 December 2012 were as follows:

集團	Group	合約/ 名義金額 Contract/ notional amount	公平值 Fair values	
			資產 Assets	負債 Liabilities
1) 持作買賣用途之衍生工具	1) Derivatives held for trading			
甲) 外匯衍生工具	a) Foreign exchange derivatives			
遠期及期貨合約	Forward and future contracts	64,252,866	130,837	(66,258)
購入及沽出外匯期權	Currency options purchased and written	43,336,993	71,746	(71,809)
乙) 利率衍生工具	b) Interest rate derivatives			
利率期貨	Interest rate futures	1,550,230	116	-
利率掉期	Interest rate swaps	7,487,004	10,177	(103,140)
丙) 權益性衍生工具	c) Equity derivatives			
購入及沽出權益性期權	Equity options purchased and written	39,874	621	(621)
持作買賣用途之衍生工具資產/(負債)合計	Total derivative assets/(liabilities) held for trading	116,666,967	213,497	(241,828)
2) 持作對沖用途之衍生工具	2) Derivatives held for hedging			
甲) 指定以公平值對沖之衍生工具	a) Derivatives designated as fair value hedges			
利率掉期	Interest rate swaps	18,685,659	397,412	(1,256,864)
貨幣掉換	Currency swaps	1,427,468	32,337	-
持作對沖用途之衍生工具資產/(負債)合計	Total derivative assets/(liabilities) held for hedging	20,113,127	429,749	(1,256,864)
已確認之衍生金融工具資產/(負債)合計	Total recognised derivative financial assets/(liabilities)	136,780,094	643,246	(1,498,692)

披露衍生工具之公平值時已考慮有效之雙邊淨額結算安排(如適用)的影響。

The effect of bilateral netting agreements, where applicable, has been taken into account in disclosing the fair value of derivatives.

## NOTES TO THE FINANCIAL STATEMENTS

(以港幣千元位列示)

(Expressed in thousands of Hong Kong dollars)

## 25. 衍生金融工具(續)

上述分別根據巴塞爾協定III基礎及II基礎計算及未計入本集團訂立之雙邊淨額結算安排(如適用)之影響之2013年12月31日及2012年12月31日資產負債表外項目的信貸風險加權數額，呈列如下：

集團	Group	2013	2012
匯率合約	Exchange rate contracts	1,170,774	963,492
利率合約	Interest rate contracts	209,991	183,695
其他合約	Other contracts	7,809	1,586
		<u>1,388,574</u>	<u>1,148,773</u>

此等工具之合約數額僅為其於報告期末的交易量，並不代表其風險數額。

信貸風險加權數額乃參考香港金管局發出之《銀行業(資本)規則》而計算之數額，計算所得之數額則視乎交易對手及各項合約到期特性而定。

對沖方法及會計處理方式於附註2.9披露。

本集團採用以利率掉期形式之公平值對沖來對沖包括在貸款及應收款項類別之證券投資、可供出售債務證券及已發行負債之部份現有利率風險。對沖工具之收益為466,453,000港元(2012年：虧損為81,425,000港元)。對沖項目應佔對沖風險之虧損為506,130,000港元(2012年：收益為15,465,000港元)。此淨影響已呈列於附註8之「用公平值對沖的相關金融工具之淨收益／虧損」內。

## 25. DERIVATIVE FINANCIAL INSTRUMENTS (Continued)

The credit risk weighted amounts of the above off-balance sheet exposures as at 31 December 2013 and 31 December 2012 calculated under Basel III and Basel II basis respectively and, where applicable, without taking into account the effect of bilateral netting arrangements that the Group entered into, are as follows:

The contract amounts of these instruments indicate the volume of transactions outstanding as at the end of the reporting period. They do not represent the amounts at risk.

The credit risk weighted amounts are the amounts that have been calculated with reference to the Banking (Capital) Rules issued by the HKMA. The amounts calculated are dependent upon the status of the counterparty and the maturity characteristics of each type of contract.

The hedging practices and accounting treatment are disclosed in Note 2.9.

The Group hedges a portion of its existing interest rate risk in investments in securities included in the loans and receivables category, available-for-sale debt securities and issued liabilities by fair value hedges in the form of interest rate swap. The gains on the hedging instruments were HK\$466,453,000 (2012: losses of HK\$81,425,000). The losses on the hedged item attributable to the hedged risk were HK\$506,130,000 (2012: gains of HK\$15,465,000). The net impact is disclosed in "Net gain/loss arising from financial instruments subject to fair value hedge" in Note 8.

# 財務報表附註

## NOTES TO THE FINANCIAL STATEMENTS

(以港幣千元位列示)

(Expressed in thousands of Hong Kong dollars)

### 26. 各項貸款及其他賬目

### 26. ADVANCES AND OTHER ACCOUNTS

集團	Group	2013	2012
個人貸款及墊款	Loans and advances to individuals		
– 信用卡	– Credit cards	4,162,473	4,425,525
– 按揭貸款	– Mortgages	27,122,139	23,749,843
– 其他	– Others	6,674,529	5,422,866
企業貸款及墊款	Loans and advances to corporate entities		
– 有期貸款	– Term loans	27,590,155	24,257,026
– 按揭貸款	– Mortgages	13,139,615	11,866,854
– 貿易融資	– Trade finance	6,911,081	5,360,541
– 其他	– Others	12,377,528	11,090,926
客戶貸款總額	Gross advances to customers	97,977,520	86,173,581
貿易票據	Trade bills	5,925,648	4,329,872
其他資產(附註37)	Other assets (Note 37)	3,678,102	3,822,960
		107,581,270	94,326,413
扣除：減值準備	Less: impairment allowances		
– 個別評估	– Individually assessed	(244,294)	(90,726)
– 綜合評估	– Collectively assessed	(201,212)	(170,578)
		(445,506)	(261,304)
包括在貸款及應收款項類別 之證券投資(附註27)	Investments in securities included in the loans and receivables category (Note 27)	1,062,631	3,243,988
各項貸款及其他賬目	Advances and other accounts	108,198,395	97,309,097

NOTES TO THE FINANCIAL STATEMENTS

(以港幣千元位列示)

(Expressed in thousands of Hong Kong dollars)

26. 各項貸款及其他賬目 (續)

26. ADVANCES AND OTHER ACCOUNTS (Continued)

(甲) 客戶貸款及墊款及貿易票據之虧損準備賬目對賬表

(a) Reconciliation of allowance account for losses on loans and advances to customers and trade bills

集團	Group	減值準備 – 個別評估		
		按揭貸款	其他	合計
		Mortgages	Others	Total
個人貸款及墊款減值準備之變動		Movement in impairment allowances on loans and advances to individuals		
2012年1月1日的結餘	Balance at 1 January 2012	392	617	1,009
減值虧損(回撥)/提撥	Impairment losses (reversed)/charged	(779)	246	(533)
未能償還貸款撇銷額	Loans written off as uncollectible	-	(223)	(223)
收回已於往年撇銷之貸款	Recoveries of advances written off in previous years	644	515	1,159
2012年12月31日	At 31 December 2012	257	1,155	1,412
2013年1月1日的結餘	Balance at 1 January 2013	257	1,155	1,412
減值虧損(回撥)/提撥	Impairment losses (reversed)/charged	(819)	563	(256)
未能償還貸款撇銷額	Loans written off as uncollectible	-	(753)	(753)
收回已於往年撇銷之貸款	Recoveries of advances written off in previous years	780	709	1,489
2013年12月31日	At 31 December 2013	218	1,674	1,892

26. 各項貸款及其他賬目 (續)

26. ADVANCES AND OTHER ACCOUNTS (Continued)

(甲) 客戶貸款及墊款及貿易票據之虧損準備賬目對賬表 (續)

(a) Reconciliation of allowance account for losses on loans and advances to customers and trade bills (Continued)

集團	Group	減值準備—綜合評估			合計
		信用卡	按揭貸款	其他	
		Credit cards	Mortgages	Others	Total
減值準備—綜合評估 Impairment allowances – Collective assessment					
個人貸款及墊款減值準備之變動					
Movement in impairment allowances on loans and advances to individuals					
2012年1月1日的結餘	Balance at 1 January 2012	24,309	5,220	30,899	60,428
減值虧損提撥/(回撥)	Impairment losses charged/(reversed)	52,232	(495)	66,962	118,699
未能償還貸款撇銷額	Loans written off as uncollectible	(61,983)	–	(77,577)	(139,560)
收回已於往年撇銷之貸款	Recoveries of advances written off in previous years	12,471	–	20,575	33,046
匯兌及其他調整	Exchange and other adjustments	–	–	4	4
2012年12月31日	At 31 December 2012	27,029	4,725	40,863	72,617
2013年1月1日的結餘	Balance at 1 January 2013	27,029	4,725	40,863	72,617
減值虧損提撥	Impairment losses charged	50,812	1,944	91,923	144,679
未能償還貸款撇銷額	Loans written off as uncollectible	(64,926)	–	(106,391)	(171,317)
收回已於往年撇銷之貸款	Recoveries of advances written off in previous years	13,123	–	16,804	29,927
匯兌及其他調整	Exchange and other adjustments	–	7	5	12
2013年12月31日	At 31 December 2013	26,038	6,676	43,204	75,918

NOTES TO THE FINANCIAL STATEMENTS

(以港幣千元位列示)

(Expressed in thousands of Hong Kong dollars)

26. 各項貸款及其他賬目 (續)

26. ADVANCES AND OTHER ACCOUNTS (Continued)

(甲) 客戶貸款及墊款及貿易票據之虧損準備賬目對賬表 (續)

(a) Reconciliation of allowance account for losses on loans and advances to customers and trade bills (Continued)

集團	Group	減值準備—個別評估				合計
		Impairment allowances – Individual assessment				
		有期貸款	按揭貸款	貿易融資	其他	
		Term loans	Mortgages	Trade finance	Others	Total
企業貸款及墊款 減值準備之變動	Movement in impairment allowances on loans and advances to corporate entities					
2012年1月1日的結餘	Balance at 1 January 2012	17,406	302	14,913	156,590	189,211
減值虧損提撥/(回撥)	Impairment losses charged/(reversed)	1,958	987	1,939	(5,785)	(901)
未能償還貸款撇銷額	Loans written off as uncollectible	(14,275)	-	(2,004)	(104,217)	(120,496)
收回已於往年撇銷之貸款	Recoveries of advances written off in previous years	3,065	-	956	17,135	21,156
匯兌調整	Exchange adjustments	46	-	-	298	344
2012年12月31日	At 31 December 2012	8,200	1,289	15,804	64,021	89,314
2013年1月1日的結餘	Balance at 1 January 2013	8,200	1,289	15,804	64,021	89,314
減值虧損提撥/(回撥)	Impairment losses charged/(reversed)	83,064	(321)	103,629	(24,320)	162,052
未能償還貸款撇銷額	Loans written off as uncollectible	-	-	(7,175)	(18,783)	(25,958)
收回已於往年撇銷之貸款	Recoveries of advances written off in previous years	2,725	322	1,503	12,116	16,666
匯兌調整	Exchange adjustments	-	-	-	328	328
2013年12月31日	At 31 December 2013	93,989	1,290	113,761	33,362	242,402

# 財務報表附註

## NOTES TO THE FINANCIAL STATEMENTS

(以港幣千元位列示)

(Expressed in thousands of Hong Kong dollars)

### 26. 各項貸款及其他賬目 (續)

### 26. ADVANCES AND OTHER ACCOUNTS (Continued)

#### (甲) 客戶貸款及墊款及貿易票據之虧損準備賬目對賬表 (續)

#### (a) Reconciliation of allowance account for losses on loans and advances to customers and trade bills (Continued)

集團	Group	減值準備 – 綜合評估				合計
		有期貸款	按揭貸款	貿易融資	其他	
		Term loans	Mortgages	Trade finance	Others	Total
企業貸款及墊款	Movement in impairment allowances					
減值準備之變動	on loans and advances to corporate entities					
2012年1月1日的結餘	Balance at 1 January 2012	20,750	8,730	19,455	84,172	133,107
減值虧損提撥/(回撥)	Impairment losses charged/(reversed)	6,870	(2,624)	1,965	(41,886)	(35,675)
未能償還貸款撇銷額	Loans written off as uncollectible	-	-	-	(281)	(281)
收回已於往年撇銷之貸款	Recoveries of advances written off in previous years	-	-	-	4	4
匯兌及其他調整	Exchange and other adjustments	96	3	-	69	168
2012年12月31日	At 31 December 2012	27,716	6,109	21,420	42,078	97,323
2013年1月1日的結餘	Balance at 1 January 2013	27,716	6,109	21,420	42,078	97,323
減值虧損提撥	Impairment losses charged	3,121	2,238	6,873	16,418	28,650
未能償還貸款撇銷額	Loans written off as uncollectible	-	-	-	(2,086)	(2,086)
收回已於往年撇銷之貸款	Recoveries of advances written off in previous years	-	-	-	8	8
匯兌及其他調整	Exchange and other adjustments	604	-	23	453	1,080
2013年12月31日	At 31 December 2013	31,441	8,347	28,316	56,871	124,975

NOTES TO THE FINANCIAL STATEMENTS

(以港幣千元位列示)

(Expressed in thousands of Hong Kong dollars)

26. 各項貸款及其他賬目 (續)

26. ADVANCES AND OTHER ACCOUNTS (Continued)

(乙) 應計利息及其他賬目之虧損準備賬目對賬表

(b) Reconciliation of allowance account for losses on accrued interest and other accounts

集團	Group	減值準備 –	減值準備 –
		綜合評估	個別評估
		Impairment allowances –	Impairment allowances –
		Collective assessment	Individual assessment
		應計利息及	應計利息及
		其他賬目	其他賬目
		Accrued Interest and	Accrued interest and
		other	other
		accounts	accounts
應計利息及其他賬目 減值準備之變動	Movement in impairment allowances on accrued interest and other accounts		
2012年1月1日的結餘	Balance at 1 January 2012	459	639
減值虧損提撥/(回撥)	Impairment losses charged/(reversed)	179	(62)
未能償還餘額撇銷額	Amounts written off as uncollectible	–	(577)
		<hr/>	<hr/>
2012年12月31日	At 31 December 2012	638	–
		<hr/>	<hr/>
2013年1月1日的結餘	Balance at 1 January 2013	638	–
減值虧損回撥	Impairment losses reversed	(319)	–
		<hr/>	<hr/>
2013年12月31日	At 31 December 2013	319	–
		<hr/>	<hr/>

26. 各項貸款及其他賬目 (續)

26. ADVANCES AND OTHER ACCOUNTS (Continued)

(丙) 包括在客戶貸款及墊款之融資租賃應收賬如下：

(c) Loans and advances to customers include finance lease receivables as follows:

集團	Group	2013	2012
投資在融資租賃之應收賬總額：	Gross investment in finance lease receivable:		
1年以內	Not later than 1 year	2,512,655	2,295,716
1年以上至5年	Later than 1 year and not later than 5 years	3,799,857	3,402,918
5年以上	Later than 5 years	3,320,741	3,282,471
		<u>9,633,253</u>	<u>8,981,105</u>
融資租賃之未賺取之融資收入	Unearned future finance income on finance leases	(1,271,252)	(1,244,734)
融資租賃投資淨額	Net investment in finance leases	<u>8,362,001</u>	<u>7,736,371</u>
融資租賃投資淨額之分析如下：	The net investment in finance leases is analysed as follows:		
1年以內	Not later than 1 year	2,218,486	2,007,751
1年以上至5年	Later than 1 year and not later than 5 years	3,376,449	2,995,360
5年以上	Later than 5 years	2,767,066	2,733,260
		<u>8,362,001</u>	<u>7,736,371</u>

於2013年12月31日，上述的融資租賃投資總額內並沒有無擔保剩餘價值(2012年：無)。

There is no unguaranteed residual value included in the gross investment in finance lease above as at 31 December 2013 (2012: Nil).

於2013年12月31日，本集團之貸款減值準備包括不可收回之融資租賃應收賬作出的準備合計為33,731,000港元(2012年：24,585,000港元)。

The allowance for uncollectible finance lease receivables included in the impairment allowances as at 31 December 2013 of the Group amounted to HK\$33,731,000 (2012: HK\$24,585,000).

## NOTES TO THE FINANCIAL STATEMENTS

(以港幣千元位列示)

(Expressed in thousands of Hong Kong dollars)

## 27. 包括在貸款及應收款項類別之證券投資

## 27. INVESTMENTS IN SECURITIES INCLUDED IN THE LOANS AND RECEIVABLES CATEGORY

集團	Group	2013	2012
由可供出售類別重新分類之證券投資	Investments in securities reclassified from the available-for-sale category		
— 按對沖利率風險下公平值列賬	— At fair value under fair value hedge (for hedging interest rate risk)	548,651	2,227,771
— 按攤餘成本列賬	— At amortised cost	588,939	1,117,929
		<u>1,137,590</u>	<u>3,345,700</u>
扣除：減值準備	Less: impairment allowances		
— 個別評估	— Individually assessed	—	(58,251)
— 綜合評估	— Collectively assessed	(75,000)	(100,000)
		<u>(75,000)</u>	<u>(158,251)</u>
		<u>1,062,590</u>	<u>3,187,449</u>
於初始確認時分類為貸款及應收款項之證券投資(註)	Investments in securities classified as loans and receivables upon initial recognition (Note)	41	56,539
		<u>41</u>	<u>56,539</u>
		<u>1,062,631</u>	<u>3,243,988</u>

註：

Note:

於初始確認時分類為貸款及應收款項之證券投資在確認時已逾期。於2013年12月31日及2012年12月31日，該等投資已逾期超過1年。

The investments in securities classified as loans and receivables upon initial recognition were overdue at the time of recognition. As at 31 December 2013 and 2012, these investments were overdue for more than one year.

## 財務報表附註

# NOTES TO THE FINANCIAL STATEMENTS

(以港幣千元位列示)

(Expressed in thousands of Hong Kong dollars)

### 27. 包括在貸款及應收款項類別之證券投資(續)

包括在貸款及應收款項類別之證券投資分析如下：

集團	Group	2013	2012
債務證券：	Debt securities:		
— 香港以外上市	— Listed outside Hong Kong	1,137,590	3,102,803
— 非上市	— Unlisted	41	299,436
		<u>1,137,631</u>	<u>3,402,239</u>
扣除：減值準備	Less: impairment allowances		
— 個別評估	— Individually assessed	—	(58,251)
— 綜合評估	— Collectively assessed	(75,000)	(100,000)
		<u>(75,000)</u>	<u>(158,251)</u>
		<u>1,062,631</u>	<u>3,243,988</u>
上市證券之市值	Market value of listed securities	<u>1,020,565</u>	<u>2,770,374</u>

於2013年及2012年12月31日，上述債務證券投資結餘內並無包括持有存款證。

As at 31 December 2013 and 2012, there were no certificates of deposit held included in the above balances of investments in debt securities.

包括在貸款及應收款項類別之證券投資按發行機構類別分析如下：

— 銀行及其他金融機構	Investments in securities included in the loans and receivables category are analysed by categories of issuers as follows:		
	— Banks and other financial institutions	668,806	2,282,015
— 企業	— Corporate entities	468,825	1,120,224
		<u>1,137,631</u>	<u>3,402,239</u>

NOTES TO THE FINANCIAL STATEMENTS

(以港幣千元位列示)

(Expressed in thousands of Hong Kong dollars)

27. 包括在貸款及應收款項類別之證券投資(續)

27. INVESTMENTS IN SECURITIES INCLUDED IN THE LOANS AND RECEIVABLES CATEGORY (Continued)

(甲) 包括在貸款及應收款項類別之證券投資之虧損準備賬目對賬表

(a) Reconciliation of allowance account for losses on investments in securities included in the loans and receivables category

		減值準備	
		Impairment allowances	
		個別評估	綜合評估
		Individually assessed	Collectively assessed
2012年1月1日的結餘	Balance at 1 January 2012	-	100,000
減值虧損提撥	Impairment losses charged	58,251	-
2012年12月31日	At 31 December 2012	58,251	100,000
2013年1月1日的結餘	Balance at 1 January 2013	58,251	100,000
減值虧損回撥	Impairment losses released	-	(25,000)
準備撤銷	Allowance written off	(57,170)	-
匯兌調整	Exchange adjustments	(1,081)	-
2013年12月31日	At 31 December 2013	-	75,000

# 財務報表附註

## NOTES TO THE FINANCIAL STATEMENTS

(以港幣千元位列示)

(Expressed in thousands of Hong Kong dollars)

### 28. 可供出售證券

### 28. AVAILABLE-FOR-SALE SECURITIES

集團	Group	2013	2012
債務證券：	Debt securities:		
– 香港上市	– Listed in Hong Kong	12,073,723	8,919,452
– 香港以外上市	– Listed outside Hong Kong	13,067,076	11,599,410
– 非上市	– Unlisted	1,711,066	1,068,197
		<u>26,851,865</u>	<u>21,587,059</u>
權益性證券：	Equity securities:		
– 香港上市	– Listed in Hong Kong	70,288	73,026
– 香港以外上市	– Listed outside Hong Kong	–	72,610
– 非上市	– Unlisted	206,264	187,829
		<u>276,552</u>	<u>333,465</u>
可供出售證券總額	Total available-for-sale securities	<u>27,128,417</u>	<u>21,920,524</u>

於2013年及2012年12月31日，上述債務證券投資結餘內並無包括持有存款證。

As at 31 December 2013 and 2012, there were no certificates of deposit held included in the above balances of investments in debt securities.

#### 可供出售證券

按發行機構類別分析如下：

- 中央政府及中央銀行
- 公營機構
- 銀行及其他金融機構
- 企業
- 其他

Available-for-sale securities are analysed by categories of issuers as follows:

– Central governments and central banks	3,181,651	2,867,068
– Public sector entities	205,067	294,279
– Banks and other financial institutions	6,559,368	6,060,201
– Corporate entities	17,179,803	12,697,448
– Others	2,528	1,528
	<u>27,128,417</u>	<u>21,920,524</u>

(以港幣千元位列示)

(Expressed in thousands of Hong Kong dollars)

29. 持至到期證券

29. HELD-TO-MATURITY SECURITIES

集團	Group	2013	2012
債務證券	Debt securities		
— 香港上市	— Listed in Hong Kong	731,541	711,921
— 香港以外上市	— Listed outside Hong Kong	2,799,824	4,797,430
— 非上市	— Unlisted	2,137,924	1,538,189
		<u>5,669,289</u>	<u>7,047,540</u>
上市證券之市值	Market value of listed securities	<u>3,602,160</u>	<u>5,536,303</u>
包括在債務證券：	Included within debt securities are:		
— 持有的存款證	— Certificates of deposit held	1,106,272	399,701
— 其他債務證券	— Other debt securities	4,563,017	6,647,839
		<u>5,669,289</u>	<u>7,047,540</u>
持至到期證券按發行機構類別 分析如下：	Held-to-maturity securities are analysed by issuer as follows:		
— 中央政府及中央銀行	— Central governments and central banks	935,473	910,343
— 公營機構	— Public sector entities	193,788	193,620
— 銀行及其他金融機構	— Banks and other financial institutions	3,154,149	3,914,755
— 企業	— Corporate entities	1,385,879	2,028,822
		<u>5,669,289</u>	<u>7,047,540</u>

### 30. 金融資產之重新分類

於2012年12月20日，本集團從貸款及應收款項類別重新分類若干符合確認為可供出售類別之金融資產。該等金融資產於重新分類日之公平值及賬面值分別為1,829,247,000港元及1,774,626,000港元。重新分類時產生之公平值收益54,621,000港元已列作其他全面收益。於2013年，本集團並無從貸款及應收款項類別重新分類任何符合可確認為可供出售類別之金融資產。

有關於2008年及2009年從可供出售類別重新分類至貸款及應收款項類別而於2013年12月31日仍然持有之金融資產，此等重新分類之金融資產於2013年12月31日之公平值及賬面值分別為1,020,565,000港元(2012年：926,042,000港元)及1,137,590,000港元(2012年：1,144,153,000港元)。

倘在過往之年度內並無重新分類以上金融資產從可供出售類別至貸款及應收款項類別，則在權益賬內之重估虧損將會增加116,819,000港元(2012年：增加217,782,000港元)。

### 31. 聯營公司投資

集團	Group	2013	2012
應佔資產淨值	Share of net assets	2,960,370	2,092,408
商譽	Goodwill	344,623	344,623
合計	Total	3,304,993	2,437,031

集團	Group	2013	2012
1月1日	At 1 January	2,437,031	1,961,365
額外投資	Additional investment	330,000	–
應佔除稅後業績	Share of results, net of tax	578,556	490,806
應佔除稅後投資重估儲備	Share of investment revaluation reserve, net of tax	(20,399)	(7,000)
視同出售之虧損	Loss on deemed disposal	(56,971)	–
已收股息	Dividend received	(35,624)	(24,540)
匯兌差異	Exchange differences	72,400	16,400
12月31日	At 31 December	3,304,993	2,437,031

### 30. RECLASSIFICATION OF FINANCIAL ASSETS

On 20 December 2012, the Group reclassified certain financial assets that qualified for recognition as available-for-sale out of the loans and receivables category. The fair value and carrying value of these financial assets at the date of reclassification were HK\$1,829,247,000 and HK\$1,774,626,000. The fair value gain of HK\$54,621,000 generated upon the reclassification has been taken to other comprehensive income. During 2013, the Group did not reclassify any financial assets that qualified for recognition as available-for-sale out of the loans and receivables category.

For the financial assets reclassified from the available-for-sale category into the loans and receivables category in 2008 and 2009 that remained outstanding as at 31 December 2013, the fair value and carrying value of these reclassified financial assets as at 31 December 2013 were HK\$1,020,565,000 (2012: HK\$926,042,000) and HK\$1,137,590,000 (2012: HK\$1,144,153,000) respectively.

If reclassification of the above financial assets from the available-for-sale category into the loans and receivables category in prior years had not taken place, the revaluation deficit in equity would have been HK\$116,819,000 higher (2012: HK\$217,782,000 higher).

### 31. INVESTMENT IN AN ASSOCIATE

NOTES TO THE FINANCIAL STATEMENTS

(以港幣千元位列示)

(Expressed in thousands of Hong Kong dollars)

31. 聯營公司投資 (續)

31. INVESTMENT IN AN ASSOCIATE (Continued)

於2013年及2012年12月31日之聯營公司之主要資料如下：

The following is the key information relating to the associate as at 31 December 2013 and 2012:

名稱 Name	註冊及營運地點 Place of incorporation and operation	主要業務 Principal activities	所佔權益百分比 Percentage of interest in ownership	
			2013	2012
重慶銀行 Bank of Chongqing	中華人民共和國 People's Republic of China	銀行 Banking	16.95%	20.00%

32. 共同控制實體投資

32. INVESTMENTS IN JOINTLY CONTROLLED ENTITIES

集團 Group	2013	2012
非上市股份，按成本 Unlisted shares, at cost	20,000	20,000
應佔收購後儲備 Share of post-acquisition reserves	39,657	34,246
	<u>59,657</u>	<u>54,246</u>

於2013年及2012年12月31日的共同控制實體如下：

The following are the jointly controlled entities as at 31 December 2013 and 2012:

名稱 Name	註冊地點 Place of incorporation	主要業務及經營地點 Principal activities and place of operation	佔擁有權之百分比 Percentage of effective interest in ownership
銀聯控股有限公司 Bank Consortium Holding Limited	香港 Hong Kong	投資控股，香港 Investment holding, Hong Kong	13.333%
銀聯信託有限公司 Bank Consortium Trust Company Limited	香港 Hong Kong	強積金業務，香港 Mandatory provident fund business, Hong Kong	13.333%
銀聯金融有限公司 BCT Financial Limited	香港 Hong Kong	強積金業務，香港 Mandatory provident fund business, Hong Kong	13.333%

本集團在銀聯控股有限公司之權益由附屬公司大新銀行持有，而銀聯信託有限公司及銀聯金融有限公司乃銀聯控股有限公司之全資附屬公司。

The Group's interest in Bank Consortium Holding Limited is held by DSB, a subsidiary of the Company. Bank Consortium Trust Company Limited and BCT Financial Limited are the wholly owned subsidiaries of Bank Consortium Holding Limited.

# 財務報表附註

## NOTES TO THE FINANCIAL STATEMENTS

(以港幣千元位列示)

(Expressed in thousands of Hong Kong dollars)

### 33. 附屬公司投資及與附屬公司結餘

### 33. INVESTMENTS IN AND BALANCES WITH SUBSIDIARIES

公司	Company	2013	2012
非上市股份，按成本	Unlisted shares, at cost	5,854,653	5,850,412

應收／應付附屬公司之款項均為無抵押、免息及按要求還款。

The amounts due from/to subsidiaries are unsecured, interest free and repayable on demand.

於2013年12月31日，本公司之附屬公司如下：

The following is a list of the Company's subsidiaries as at 31 December 2013:

公司名稱 Name of company	主要業務 Principal activity	註冊地點 Place of incorporation	所佔股份百分比 Percentage of shares held		已發行普通股股本 Particulars of issued ordinary share capital
			直接 Directly	間接 Indirectly	
大新銀行有限公司 Dah Sing Bank, Limited	銀行 Banking	香港 Hong Kong	100%	-	HK\$5,000,000,000
豐明(1931)有限公司 MEVAS (1931) Limited	物業投資 Property Investment	香港 Hong Kong	100%	-	HK\$400,000,000
Channel Winner Limited	無營業 Inactive	英屬處女群島 British Virgin Islands	100%	-	US\$1
大新財務有限公司 Dah Sing Finance Limited	無營業 Inactive	香港 Hong Kong	100%	-	HK\$25,000,000
South Development Limited	投資控股 Investment holding	英屬處女群島 British Virgin Islands	100%	-	US\$1
D.A.H. Holdings Limited	投資控股 Investment holding	百慕達 Bermuda	75.5%	-	US\$1,000,000
大新銀行(中國)有限公司 Dah Sing Bank (China) Limited	銀行 Banking	中華人民共和國 People's Republic of China	-	100%	RMB1,000,000,000
澳門商業銀行股份有限公司 Banco Comercial de Macau, S.A.	銀行 Banking	澳門 Macau	-	100%	MOP225,000,000
大新電腦系統有限公司 Dah Sing Computer Systems Limited	物業投資 Property investment	香港 Hong Kong	-	100%	HK\$20
大新保險顧問有限公司 Dah Sing Insurance Brokers Limited	保險經紀 Insurance broking	香港 Hong Kong	-	100%	HK\$200,000
DSL1 (1) Limited	無營業 Inactive	英屬處女群島 British Virgin Islands	-	100%	US\$1
Dah Sing MTN Financing Limited	融資 Financing	英屬處女群島 British Virgin Islands	-	100%	US\$1

## NOTES TO THE FINANCIAL STATEMENTS

(以港幣千元位列示)

(Expressed in thousands of Hong Kong dollars)

## 33. 附屬公司投資及與附屬公司結餘(續)

## 33. INVESTMENTS IN AND BALANCES WITH SUBSIDIARIES (Continued)

公司名稱 Name of company	主要業務 Principal activity	註冊地點 Place of incorporation	所佔股份百分比 Percentage of shares held		已發行普通股股本 Particulars of issued ordinary share capital
			直接 Directly	間接 Indirectly	
大新信託有限公司 Dah Sing Nominees Limited	代理人服務 Nominee services	香港 Hong Kong	-	100%	HK\$100,000
大新地產有限公司 Dah Sing Properties Limited	投資控股 Investment holding	香港 Hong Kong	-	100%	HK\$9,998
大新證券有限公司 Dah Sing SAR Financing Limited	融資 Financing	英屬處女群島 British Virgin Islands	-	100%	US\$1
DSB BCM (1) Limited	投資控股 Investment holding	香港 Hong Kong	-	100%	HK\$1
DSB BCM (2) Limited	投資控股 Investment holding	香港 Hong Kong	-	100%	HK\$1
大新證券有限公司 Dah Sing Securities Limited	證券買賣 Securities dealing	香港 Hong Kong	-	100%	HK\$10,000,000
MEVAS Nominees Limited	無營業 Inactive	香港 Hong Kong	-	100%	HK\$50,000
怡泰富財務(香港)有限公司 Pacific Finance (Hong Kong) Limited	無營業 Inactive	香港 Hong Kong	-	100%	HK\$450,000,000
安基財務有限公司 OK Finance Limited	放債 Money Lending	香港 Hong Kong	-	100%	HK\$1,000
Shinning Bloom Investments Limited	無營業 Inactive	英屬處女群島 British Virgin Islands	-	100%	US\$1
域寶投資有限公司 Vanishing Border Investment Services Limited	物業投資 Property investment	香港 Hong Kong	-	100%	HK\$20
Wise Measure Limited	物業投資 Property investment	英屬處女群島 British Virgin Islands	-	100%	US\$1
D.A.H. Hambros (Channel Islands) Limited	無營業 Inactive	格恩西島 Guernsey	-	75.5%	US\$15,000
Dragon Tiger Limited	物業投資 Property investment	英屬處女群島 British Virgin Islands	100%	-	US\$2
Estoril Court Limited	物業投資 Property investment	英屬處女群島 British Virgin Islands	100%	-	US\$2
Grandmart Investments Limited	物業投資 Property investment	英屬處女群島 British Virgin Islands	100%	-	US\$2
新力威集團有限公司 Modern World Holdings Limited	物業投資 Property investment	香港 Hong Kong	100%	-	HK\$1
新力輝香港有限公司 Modern Bright Hong Kong Limited	物業投資 Property investment	香港 Hong Kong	100%	-	HK\$1

33. 附屬公司投資及與附屬公司結餘(續)

33. INVESTMENTS IN AND BALANCES WITH SUBSIDIARIES (Continued)

公司名稱 Name of company	主要業務 Principal activity	註冊地點 Place of incorporation	所佔股份百分比 Percentage of shares held		已發行普通股股本 Particulars of issued ordinary share capital
			直接 Directly	間接 Indirectly	
韋輝有限公司 River Long Limited	物業投資 Property investment	英屬處女群島 British Virgin Islands	100%	-	US\$2
Skill Sino Limited	物業投資 Property investment	英屬處女群島 British Virgin Islands	100%	-	US\$2
日華有限公司 Solar China Limited	物業投資 Property investment	英屬處女群島 British Virgin Islands	100%	-	US\$2
Superb Future Limited	物業投資 Property investment	英屬處女群島 British Virgin Islands	100%	-	US\$2
Talent Union Holding Limited	物業投資 Property investment	英屬處女群島 British Virgin Islands	100%	-	US\$2
Well Idea Enterprises Limited	物業投資 Property investment	英屬處女群島 British Virgin Islands	100%	-	US\$1

除大新銀行有限公司是公眾有限公司外，上述所有公司均為私人公司或倘於香港以外地方註冊成立，其特徵與香港註冊成立之私人公司極為相似。

Except for Dah Sing Bank, Limited which is a public limited company, all the above companies are private companies, or, if incorporated outside Hong Kong, have substantially the same characteristics as a Hong Kong incorporated private company.

除大新銀行(中國)有限公司、澳門商業銀行股份有限公司、D.A.H. Hambros (Channel Islands) Limited (「DAHCI」)及上述列明在香港以外註冊成立的公司外，其他公司均在香港經營。

Except for Dah Sing Bank (China) Limited, Banco Comercial de Macau, S.A., D.A.H. Hambros (Channel Islands) Limited (「DAHCI」) and companies incorporated outside Hong Kong specified above, all other companies operate in Hong Kong.

大新銀行(中國)有限公司於2008年7月在中國內地註冊成立，其根據中華人民共和國之法規註冊為「有限公司」(僅由台灣、香港或澳門之企業出資)。

Dah Sing Bank (China) Limited was incorporated in Mainland China in July 2008. It is registered as "Limited liability company" (solely funded by Taiwan, Hong Kong or Macau corporate body) under the laws of the People's Republic of China.

(以港幣千元位列示)

(Expressed in thousands of Hong Kong dollars)

## 34. 商譽及無形資產

## 34. GOODWILL AND INTANGIBLE ASSETS

集團	Group	商譽 Goodwill	合約 無形資產 Contract intangibles	核心存款 無形資產 Core deposit intangibles	客戶關係 無形資產 Customer relationship intangibles	商號 Trade name	合計 Total
成本	Cost						
2013年1月1日及 2013年12月31日	At 1 January 2013 and 31 December 2013	811,690	26,499	80,583	40,777	58,252	1,017,801
累積減值/攤銷	Accumulated impairment/amortisation						
2013年1月1日	At 1 January 2013	-	26,499	80,583	29,709	-	136,791
年內支出(附註10)	Charge for the year (Note 10)	-	-	-	4,078	-	4,078
2013年12月31日	At 31 December 2013	-	26,499	80,583	33,787	-	140,869
賬面值	Carrying value						
2013年12月31日	At 31 December 2013	811,690	-	-	6,990	58,252	876,932

集團	Group	商譽 Goodwill	合約 無形資產 Contract intangibles	核心存款 無形資產 Core deposit intangibles	客戶關係 無形資產 Customer relationship intangibles	商號 Trade name	合計 Total
成本	Cost						
2012年1月1日及 2012年12月31日	At 1 January 2012 and 31 December 2012	811,690	26,499	80,583	40,777	58,252	1,017,801
累積減值/攤銷	Accumulated impairment/amortisation						
2012年1月1日	At 1 January 2012	-	26,499	80,583	25,146	-	132,228
年內支出(附註10)	Charge for the year (Note 10)	-	-	-	4,563	-	4,563
2012年12月31日	At 31 December 2012	-	26,499	80,583	29,709	-	136,791
賬面值	Carrying value						
2012年12月31日	At 31 December 2012	811,690	-	-	11,068	58,252	881,010

34. 商譽及無形資產(續)

有使用期限之無形資產包括合約、核心存款及客戶關係無形資產將以餘額遞減法按其介乎5至12年之可用年期攤銷。商號為無使用期限並會每年測試其減值虧損及以成本扣除累積減值虧損列示。

商譽分配至按與內部管理報告架構一致的業務分項已認明之現金產生單位(「現金產生單位」)。商譽分配概要呈列如下。

34. GOODWILL AND INTANGIBLE ASSETS (Continued)

Intangible assets of finite life include contract intangibles, core deposit intangibles and customer relationship intangibles, and are amortised over their useful life ranging from 5 to 12 years using a diminishing balance method. Trade name is carried as an asset of indefinite life and is tested annually for impairment losses. It is carried at cost less accumulated impairment loss.

Goodwill is allocated to the Group's cash-generating units ("CGU") identified according to business segments in line with the internal management reporting structure. A summary of goodwill allocation is presented below.

集團	Group	2012年12月31日及 2013年12月31日			合計 Total
		商業銀行 Commercial Banking	個人銀行 Personal Banking	海外銀行 Overseas Banking	
香港	Hong Kong	196,478	122,189	–	318,667
澳門	Macau	–	–	493,023	493,023
		<u>196,478</u>	<u>122,189</u>	<u>493,023</u>	<u>811,690</u>

商譽須每年作減值測試，對比根據計算之使用價值而釐定之現金產生單位可回收金額。該計算應用由高層管理人員所編制，以5年計劃之預測現金流，經考慮預測每年增長率且以固定年增長率2%推測第5年以後至永遠。該5年計劃由高層管理人員基於其對有關現金產生單位之業務及該業務於預測時期內的運作情況之評估所編制。所應用之貼現率乃建基於本集團之資本成本加權平均數10.1% (2012年：9.7%)。

商號每年進行之減值測試乃應用參照同類業務交易之3%稅前專利權稅率及以中期計劃之預測收入，且以固定年增長率2%推測第5年以後至永遠。所應用之貼現率為10.1% (2012年：9.7%) 乃建基於本集團之資本成本加權平均數。

是年度並無確認商譽及商號之減值虧損(2012年：無)。

Impairment testing in respect of goodwill is performed annually by comparing the recoverable amount of CGU determined based on value in use calculation. The calculations use cash flow projections prepared by the Senior Management based on a 5-year business plan, taking into account projected annual growth rate, and in perpetuity with 2% constant growth rate after the fifth year. The 5-year business plan was developed by the Senior Management based on their evaluation of the businesses of the relevant CGU and the conditions in which such businesses will operate over the projected period. The discount rate used is based on the Group's weighted average cost of capital at 10.1% (2012: 9.7%).

For trade name, impairment testing is performed annually using pre-tax royalty rate of 3% with reference to similar business transactions, projected revenue in the medium-term plan, and in perpetuity with 2% constant growth rate after the fifth year. The discount rate of 10.1% (2012: 9.7%) used is based on the Group's weighted average cost of capital.

No impairment losses on goodwill and trade name were identified in the year (2012: Nil).

## NOTES TO THE FINANCIAL STATEMENTS

(以港幣千元位列示)

(Expressed in thousands of Hong Kong dollars)

## 35. 行產及其他固定資產

## 35. PREMISES AND OTHER FIXED ASSETS

集團	Group	行產 Premises	傢俬、 設備及汽車 Furniture, equipment and motor vehicles	合計 Total
截至2012年12月31日止年度 期初賬面淨值，如前呈報	Year ended 31 December 2012 Opening net book amount, as previously reported	2,924,758	242,174	3,166,932
會計政策改變 – 以成本法為基礎重列行產	Change in accounting policy – Restatement of premises on cost basis	(1,890,666)	–	(1,890,666)
年初賬面淨值，經重列	Opening net book amount, as restated	1,034,092	242,174	1,276,266
新增	Additions	43,332	145,926	189,258
重新分類投資物業為行產	Reclassification from investment properties to premises	117,086	–	117,086
出售	Disposals	(2,279)	(5,289)	(7,568)
折舊支出(附註10)	Depreciation charge (Note 10)	(30,575)	(71,466)	(102,041)
匯兌差異	Exchange difference	2,080	–	2,080
年末賬面淨值	Closing net book amount	1,163,736	311,345	1,475,081
2012年12月31日	At 31 December 2012			
成本	Cost	1,375,504	653,308	2,028,812
累積折舊	Accumulated depreciation	(211,768)	(341,963)	(553,731)
賬面淨值	Net book amount	1,163,736	311,345	1,475,081
截至2013年12月31日止年度 期初賬面淨值，如前呈報	Year ended 31 December 2013 Opening net book amount, as previously reported	3,916,895	311,345	4,228,240
會計政策改變 – 以成本法為基礎重列行產	Change in accounting policy – Restatement of premises on cost basis	(2,753,159)	–	(2,753,159)
年初賬面淨值，經重列	Opening net book amount, as restated	1,163,736	311,345	1,475,081
新增	Additions	71,157	158,479	229,636
重新分類行產為投資物業	Reclassification from premises to investment properties	(57,365)	–	(57,365)
重新分類投資物業為行產	Reclassification from investment properties to premises	332,990	–	332,990
出售	Disposals	–	(5,611)	(5,611)
折舊支出(附註10)	Depreciation charge (Note 10)	(34,481)	(80,563)	(115,044)
匯兌差異	Exchange difference	1,765	–	1,765
年末賬面淨值	Closing net book amount	1,477,802	383,650	1,861,452
2013年12月31日	At 31 December 2013			
成本	Cost	1,696,455	772,684	2,469,139
累積折舊	Accumulated depreciation	(218,653)	(389,034)	(607,687)
賬面淨值	Net book amount	1,477,802	383,650	1,861,452

# 財務報表附註

## NOTES TO THE FINANCIAL STATEMENTS

(以港幣千元位列示)

(Expressed in thousands of Hong Kong dollars)

### 35. 行產及其他固定資產(續)

### 35. PREMISES AND OTHER FIXED ASSETS (Continued)

行產之賬面淨值包括：

The net book value of premises comprises:

集團	Group	2013	經重列 Restated 2012
租借地	Leaseholds		
在香港持有之中期租約 (在10至50年之間)	Held in Hong Kong on medium-term lease (between 10-50 years)	1,097,488	844,496
在香港以外持有之中期租約 (在10至50年之間)	Held outside Hong Kong on medium- term lease (between 10-50 years)	380,314	319,240
		<u>1,477,802</u>	<u>1,163,736</u>

### 36. 投資物業

### 36. INVESTMENT PROPERTIES

集團	Group	2013	2012
1月1日	At 1 January	772,513	748,893
重新分類投資物業為行產	Reclassification from investment properties to premises	(332,990)	(117,086)
重新分類行產為投資物業	Reclassification from premises to investment properties	179,613	134
重估公平值收益	Fair value gains on revaluation	34,785	140,572
12月31日	At 31 December	<u>653,921</u>	<u>772,513</u>

投資物業之賬面淨值包括：

The net book value of investment properties comprises:

集團	Group	2013	2012
租借地	Leaseholds		
在香港持有之中期租約 (在10至50年之間)	Held in Hong Kong on medium-term lease (between 10-50 years)	598,455	733,559
在香港以外持有之中期租約 (在10至50年之間)	Held outside Hong Kong on medium- term lease (between 10-50 years)	55,466	38,954
		<u>653,921</u>	<u>772,513</u>

(以港幣千元位列示)

(Expressed in thousands of Hong Kong dollars)

**36. 投資物業 (續)****36. INVESTMENT PROPERTIES (Continued)****(甲) 計量投資物業之公平值****(a) Fair value measurement of investment properties**

本集團於2013年12月31日為投資物業的價值進行了重估。此評估由獨立專業特許測量師第一太平戴維斯(估值及專業顧問)有限公司為位於香港及中國國內之物業及第一太平戴維斯(澳門)有限公司為位於澳門之物業按直接比較方法或收入現值資產化方法以可參考之相似物業其近期成交紀錄來進行。

The Group's investment properties were last revalued at 31 December 2013 by adopting the direct comparison approach or the income capitalisation approach and with reference to recent transactions for similar premises as far as practicable by independent, professionally qualified valuer Savills (Valuation and Professional Services) Limited for investment properties in Hong Kong and Mainland China, and by Savills (Macau) Limited for investment properties in Macau.

在評定投資物業的價值時，其中一項主要依據為經考慮時間、地點及個別因素如樓宇的大小及樓層所確定的銷售單位價格，所確定之價格介乎每平方米2,300港元至每平方米103,000港元。銷售單位價格的下降會導致投資物業之公平值計量有相應百分比的減少，反之亦然。

One of the key inputs used in valuing the investment properties was the unit sale rate taking into account time, location, and individual factors such as size and levels of buildings, which ranged from HK\$2,300 to HK\$103,000 per square feet. A decrease in unit sale rate would result in decrease in fair value measurement of the investment properties by the same percentage decrease and vice versa.

投資物業分類被界定為香港財務報告準則第13號《公平值計量》中公平值等級的第3級別。

Investment properties are classified as Level 3 under the fair value hierarchy as defined in HKFRS 13, "Fair value measurement".

**(乙) 公平值等級中第3級別之公平值計量對賬表****(b) Reconciliation of fair value measurement in Level 3 of the fair value hierarchy**

下表詳列使用包含重大不可觀察數據之估值方法對第3級別之投資物業所計量的公平值於期初及期末之間結餘變動之對賬：

The following table provides a reconciliation of the movement between opening and closing balances of Level 3 investment properties, measured at fair value using a valuation technique with significant unobservable inputs:

集團	Group	2013	2012
1月1日	At 1 January	772,513	748,893
重新分類投資物業為行產	Reclassification of investment properties to premises	(332,990)	(117,086)
重新分類行產為投資物業	Reclassification from premises to investment properties		
— 重新分類為行產之賬面淨值	– Net book value of premises reclassified	57,365	–
— 重估盈餘撥入行產重估儲備	– Surplus on revaluation credited to premises revaluation reserve	122,248	134
		179,613	134
公平值收益	Fair value gains	34,785	140,572
12月31日	At 31 December	653,921	772,513

36. 投資物業 (續)

36. INVESTMENT PROPERTIES (Continued)

(乙) 公平值等級中第3級別之公平值計量對賬表 (續)

(b) Reconciliation of fair value measurement in Level 3 of the fair value hierarchy (Continued)

集團	Group	2013	2012
於年末持有之資產在全面 收益表中已確認之未變現 收益或虧損	Unrealised gains or losses recognised in comprehensive income statement relating to those assets held at the end of the year		
— 物業重估淨盈餘	– Net surplus on property revaluation	122,248	134
於年末持有之資產在損益賬中 已確認之未變現收益或虧損	Unrealised gains or losses recognised in income statement relating to those assets held at the end of the year		
— 公平值收益	– Fair value gains	34,785	140,572

(丙) 有關第3級別公平值計量方法的資料

(c) Information about Level 3 fair value measurement

	估值方法 Valuation technique(s)	不可觀察之數據 Unobservable input(s)	範圍 Range
投資物業	收入現值資產化方法	市場收益率 (復歸收益率)	2.85% to 3.50%
Investment properties	Income capitalisation approach	Market yields (reversionary yield)	2.85% to 3.50%
		市場租金	每平方呎港幣 35元至港幣80元
		Market rental	HK\$35 to HK\$80 per square foot

以收入現值資產化方法釐定公平值之投資物業，有關之評估按淨收入現值資產化及經考慮該等物業之支出與其可復歸收入之潛力進行。公平值計量與市場租金成正相關關係，與市場收益率成負相關關係。

For investment properties of which the fair value is determined using the income capitalisation approach, the assessment is conducted on the basis of capitalisation of net incomes with due allowance for outgoings and reversionary income potential. The fair value measurement is positively correlated to the market rental and inversely correlated to the market yields.

(以港幣千元位列示)

(Expressed in thousands of Hong Kong dollars)

**37. 其他資產****37. OTHER ASSETS**

集團	Group	2013	2012
應收款項及預付項目	Accounts receivable and prepayments	2,751,649	2,896,582
應計收入	Accrued income	705,585	632,775
其他	Others	220,868	293,603
		<u>3,678,102</u>	<u>3,822,960</u>

**38. 持作買賣用途的負債****38. TRADING LIABILITIES**

集團	Group	2013	2012
沽空國庫票據及國庫債券	Short sales of treasury bills and treasury bonds	3,362,473	2,278,044

**39. 客戶存款****39. DEPOSITS FROM CUSTOMERS**

集團	Group	2013	2012
活期存款及往來存款	Demand deposits and current accounts	21,143,032	16,816,370
儲蓄存款	Savings deposits	18,981,641	18,086,362
定期、通知及短期存款	Time, call and notice deposits	89,718,478	83,033,670
		<u>129,843,151</u>	<u>117,936,402</u>

客戶戶口結餘包含被持作入口信用證不可撤銷承擔之抵押品之存款31,589,000港元(2012年: 21,979,000港元)。

Included in customer accounts were deposits of HK\$31,589,000 (2012: HK\$21,979,000) held as collateral for irrevocable commitments under import letters of credit.

除定期、通知及短期存款外，所有其他客戶存款皆為浮息存款。

Other than time, call and notice deposits, all other customer deposits carry variable interest rates.

## 財務報表附註

# NOTES TO THE FINANCIAL STATEMENTS

(以港幣千元位列示)

(Expressed in thousands of Hong Kong dollars)

### 40. 已發行的存款證

### 40. CERTIFICATES OF DEPOSIT ISSUED

集團	Group	2013	2012
按對沖利率風險下公平值列賬	At fair value under fair value hedge (for hedging interest rate risk)	5,274,902	4,463,338
按攤餘成本列賬	At amortised cost	857,659	1,289,124
		<u>6,132,561</u>	<u>5,752,462</u>

於2013年及2012年內，本集團未有於初始確認時指定任何已發行存款證為以公平值計量且其變動計入損益。

During 2013 and 2012, the Group did not designate on initial recognition any certificates of deposit issued at fair value through profit or loss.

本集團在此等已發行存款證到期時按合約應付的金額較以上所列之賬面值高9,000,000港元(2012年：低17,000,000港元)。

The amount that the Group would be contractually required to pay at maturity to the holders of these certificates of deposit is HK\$9 million higher (2012: HK\$17 million lower) than the above carrying amount.

### 41. 已發行的債務證券

### 41. ISSUED DEBT SECURITIES

集團	Group	2013	2012
250,000,000美元浮息票據(註(甲))	US\$250,000,000 Floating Rate Notes (Note (a))	-	1,937,792
100,000,000美元浮息票據(註(乙))	US\$100,000,000 Floating Rate Notes (Note (b))	775,385	775,115
		<u>775,385</u>	<u>2,712,907</u>
按攤餘成本列賬	At amortised cost	775,385	2,712,907

註：

Note:

(甲) 此乃大新銀行透過大新銀行之歐洲市場中期票據計劃發行，並在新加坡交易所(「新交所」)上市之250,000,000美元浮息票據(「票據」)。該票據為無抵押，票據分兩系列發行，包括於2010年10月7日發行之175,000,000美元及於2010年11月15日發行之75,000,000美元。大新銀行已於2013年10月7日(到期日)全數歸還此等債務。

(a) This represented US\$250 million Floating Rate Notes (the “Notes”) issued by DSB under DSB’s Euro Medium Term Note Programme, and are listed on the Singapore Stock Exchange Trading Limited (“SGX”). The Notes were unsecured and were issued in two series, comprising US\$175 million issued on 7 October 2010 and US\$75 million issued on 15 November 2010. DSB fully repaid the Notes on 7 October 2013, the final maturity date.

(乙) 此乃大新銀行於2011年4月28日透過大新銀行之歐洲市場中期票據計劃發行，並在新交所上市之100,000,000美元浮息票據(「票據」)。該票據為無抵押，最後到期日為2014年4月28日。

(b) This represents US\$100 million Floating Rate Notes (the “Notes”) issued by DSB on 28 April 2011 under DSB’s Euro Medium Term Note Programme, and are listed on the SGX. The Notes are unsecured and have a final maturity on 28 April 2014.

(以港幣千元位列示)

(Expressed in thousands of Hong Kong dollars)

## 42. 後償債務

## 42. SUBORDINATED NOTES

		2013	2012
225,000,000 美元定息後償債務 (註(甲))	US\$225,000,000 Subordinated Fixed Rate Notes (Note (a))	1,911,753	2,045,441
200,000,000 美元永久定息後償債務 (註(乙))	US\$200,000,000 Perpetual Subordinated Fixed Rate Notes (Note (b))	486,740	510,460
225,000,000 新加坡元於 2022 年到期的 定息後償債務(註(丙))	S\$225,000,000 Subordinated Fixed Rate Notes due 2022 (Note (c))	1,363,978	1,423,569
		<u>3,762,471</u>	<u>3,979,470</u>
按對沖利率風險下公平值列賬	At fair value under fair value hedge (for hedging interest rate risk)	<u>3,762,471</u>	<u>3,979,470</u>

於 2013 年及 2012 年內，本集團未有於初始確認時指定任何後償債務為以公平值計量且其變動計入損益。

During 2013 and 2012, the Group did not designate on initial recognition any subordinated notes at fair value through profit or loss.

註：

Note:

(甲) 此乃大新銀行於 2010 年 2 月 11 日發行之 225,000,000 美元在新交所上市並被界定為附加資本的定息後償債務(「債務」)。此等債務將於 2020 年 2 月 11 日到期。年息為 6.625%，每半年付息一次。大新銀行亦已與一國際銀行訂立利率掉期合約將債務的固定利息掉換為以美元銀行同業拆息為基礎的浮動利息付款。

(a) This represents US\$225,000,000 Subordinated Fixed Rate Notes qualifying as supplementary capital of DSB issued on 11 February 2010 (the "Notes"), which are listed on the SGX. The Notes will mature on 11 February 2020. Interest at 6.625% p.a. is payable semi-annually. An interest rate swap contract to swap the fixed rate payment liability of the Notes to floating interest rate based on LIBOR has been entered into with an international bank.

42. 後償債務 (續)

註：(續)

(乙) 此乃大新銀行於2007年2月16日發行之200,000,000美元在新交所上市並被界定為高層附加資本的永久定息後償債務(「債務」)。此等債務之選擇性贖還日為2017年2月17日。由發行日至其選擇性贖還日，年息為6.253%，每半年付息一次。其後，倘債務未在選擇性贖還日贖回，往後的利息會重訂為3個月期美元銀行同業拆息加190點子。若獲得香港金管局預先批准，大新銀行可於選擇性贖還日或因稅務理由於利息付款日以票面價值贖回所有(非部分)債務。大新銀行亦已與一國際銀行訂立利率掉期合約將債務的固定利息掉換為以美元銀行同業拆息為基礎的浮動利息付款。

於2010年及2009年，大新銀行於終止相同金額的利率掉期後以折讓價回購名義本金總額分別為75,000,000美元及70,000,000美元之部份債務，而有關之已回購票據於獲得香港金管局之預先批准後已註銷。

(丙) 此乃大新銀行於2012年2月8日發行之225,000,000新加坡元在新交所上市並被界定為附加資本的定息後償債務(「債務」)。此等債務將於2022年2月9日到期。選擇性贖還日為2017年2月9日。由發行日至其選擇性贖還日，年息為4.875%，每半年付息一次。其後，倘債務未在選擇性贖還日贖回，往後的利息會重訂為當時5年期新加坡元掉期息率加376點子。若獲得香港金管局預先批准，大新銀行可於選擇性贖還日或因稅務理由於利息付款日以票面價值贖回所有(非部分)債務。大新銀行亦已與一國際銀行訂立利率掉期合約將債務的固定利息掉換為以美元銀行同業拆息為基礎的浮動利息付款。

本集團在此等後償債務到期時按合約應付的金額較以上所列之賬面值低212,000,000港元(2012年：低382,000,000港元)。

42. SUBORDINATED NOTES (Continued)

Note: (Continued)

(b) This represents US\$200,000,000 Perpetual Subordinated Fixed Rate Notes qualifying as upper supplementary capital of DSB issued on 16 February 2007 (the "Notes"), which are listed on the SGX. The Notes carry an optional redemption date falling on 17 February 2017. Interest at 6.253% p.a. is payable semi-annually from the issue date to the optional redemption date. Thereafter, if the Notes are not redeemed, the interest rate will reset and the Notes will bear interest at 3-month LIBOR plus 190 pips. DSB may, subject to receiving the prior approval of the HKMA, redeem the Notes in whole but not in part, at par either on the optional redemption date or for taxation reasons on interest payment date. An interest rate swap contract to swap the fixed rate payment liability of the Notes to floating interest rate based on LIBOR has been entered into with an international bank.

In 2010 and 2009, DSB repurchased a portion of the Notes with a total notional principal of US\$75,000,000 and US\$70,000,000 respectively at a discount after unwinding an identical notional amount of interest rate swap. Such repurchased Notes were cancelled after receiving prior approval of the HKMA.

(c) This represents S\$225,000,000 Subordinated Fixed Rate Notes qualifying as supplementary capital of DSB issued on 8 February 2012 (the "Notes"), which are listed on the SGX. The Notes will mature on 9 February 2022 with an optional redemption date falling on 9 February 2017. Interest at 4.875% p.a. is payable semi-annually from the issue date to the optional redemption date. Thereafter, if the Notes are not redeemed, the interest rate will be reset and the Notes will bear interest at the then prevailing 5-year Singapore Dollar swap rate plus 376 basis points. DSB may, subject to receiving the prior approval of the HKMA, redeem the Notes in whole but not in part, at par either on the optional redemption date or for taxation reasons on interest payment date. An interest rate swap contract to swap the fixed rate payment liability of the Notes to floating interest rate based on LIBOR has been entered into with an international bank.

The amount that the Group would be contractually required to pay at maturity to the holders of these subordinated notes is HK\$212 million lower (2012: HK\$382 million lower) than the above carrying amount.

## NOTES TO THE FINANCIAL STATEMENTS

(以港幣千元位列示)

(Expressed in thousands of Hong Kong dollars)

## 43. 遞延稅項

遞延稅項資產及負債的對銷只在具有合法執行權對銷即期稅項資產和即期稅項負債時及遞延稅項與同一稅務機構有關時方可進行。對銷之金額如下：

集團	Group	經重列	
		2013	Restated 2012
遞延稅項資產	Deferred income tax assets	22,975	13,881
遞延稅項負債	Deferred income tax liabilities	(34,304)	(5,913)

遞延稅項資產及負債根據暫時差異之相關類別及回收和支付之預計日期分析如下：

## 43. DEFERRED INCOME TAX

Deferred income tax assets and liabilities are offset when there is a legally enforceable right to offset current income tax assets against current income tax liabilities and when the deferred income taxes relate to the same fiscal authority. The offset amounts are as follows:

集團	Group	經重列	
		2013	Restated 2012
遞延稅項資產：	Deferred income tax assets:		
– 可在 12 個月後收回之遞延稅項資產	– Deferred income tax assets to be recovered after more than 12 months	88,233	86,524
遞延稅項負債：	Deferred income tax liabilities:		
– 應在 12 個月後償還之遞延稅項負債	– Deferred income tax liabilities to be settled after more than 12 months	(99,562)	(78,556)
		(11,329)	7,968

Deferred income tax assets and liabilities analysed based on the underlying category of temporary differences and the expected date of recovery and settlement are as follows:

集團	Group	經重列	
		2013	Restated 2012
遞延稅項資產：	Deferred income tax assets:		
– 可在 12 個月後收回之遞延稅項資產	– Deferred income tax assets to be recovered after more than 12 months	88,233	86,524
遞延稅項負債：	Deferred income tax liabilities:		
– 應在 12 個月後償還之遞延稅項負債	– Deferred income tax liabilities to be settled after more than 12 months	(99,562)	(78,556)
		(11,329)	7,968

# 財務報表附註

## NOTES TO THE FINANCIAL STATEMENTS

(以港幣千元位列示)

(Expressed in thousands of Hong Kong dollars)

### 43. 遞延稅項 (續)

遞延稅項賬目總變動如下：

集團	Group	2013	2012
1月1日，如前呈報	At 1 January, as previously reported	(251,769)	(23,084)
會計政策之改變－ 以成本法為基礎重列行產	Change in accounting policy – Restatement of premises on cost basis	259,737	199,219
1月1日，經重列	At 1 January, as restated	7,968	176,135
於收益賬內稅項回撥／(支出) (附註 18)	Tax credited/(charged) to the income statement (Note 18)	904	(18,638)
於權益賬內稅項支出 (附註 47)	Tax charged to equity (Note 47)	(20,539)	(149,529)
滙兌差異	Exchange difference	338	–
12月31日	At 31 December	(11,329)	7,968

遞延稅項資產及負債於本年度之變動，不包括於相同稅法管轄權下對銷之結餘如下：

### 43. DEFERRED INCOME TAX (Continued)

The gross movement on the deferred income tax account is as follows:

The movement in deferred income tax assets and liabilities during the year, without taking into consideration the offsetting of balances within the same tax jurisdiction, is as follows:

### 遞延稅項資產：

### Deferred income tax assets:

集團	Group	減值 準備及撥備 Impairment allowances and provisions	稅務虧損 Tax losses	投資重估 Investment revaluation	遞延支出 及其他 Deferred expenses and others	合計 Total
2012年1月1日	At 1 January 2012	41,573	981	173,412	18,420	234,386
於收益賬內(支出)／回撥	(Charged)/credited to the income statement	(10,695)	3,625	–	8,519	1,449
於權益賬內支出	Charged to equity	–	–	(149,311)	–	(149,311)
2012年12月31日 及2013年1月1日	At 31 December 2012 and 1 January 2013	30,878	4,606	24,101	26,939	86,524
於收益賬內回撥／(支出)	Credited/(charged) to the income statement	12,594	(541)	–	9,255	21,308
於權益賬內支出	Charged to equity	–	–	(19,937)	–	(19,937)
滙兌差異	Exchange difference	273	–	–	65	338
2013年12月31日	At 31 December 2013	43,745	4,065	4,164	36,259	88,233

NOTES TO THE FINANCIAL STATEMENTS

(以港幣千元位列示)

(Expressed in thousands of Hong Kong dollars)

43. 遞延稅項 (續)

43. DEFERRED INCOME TAX (Continued)

遞延稅項負債：

Deferred income tax liabilities:

集團	Group	加速稅務折舊		投資物業重估		其他	合計	
		撥備	Accelerated tax	行產重估	Investment properties			投資重估
		Provisions	depreciation	Premises revaluation	revaluation	Investment revaluation	Others	Total
2012年1月1日，如前呈報	At 1 January 2012, as previously reported	4,941	15,387	220,497	16,004	474	167	257,470
會計政策之改變 - 以成本法為基礎重列行產	Change in accounting policy - Restatement of premises on cost basis	-	21,278	(220,497)	-	-	-	(199,219)
2012年1月1日，經重列	At 1 January 2012, as restated	4,941	36,665	-	16,004	474	167	58,251
於收益賬內支出	Charged to the income statement	1,266	17,034	-	1,787	-	-	20,087
於權益賬內支出	Charged to equity	-	-	-	-	218	-	218
2012年12月31日 及2013年1月1日	At 31 December 2012 and 1 January 2013	6,207	53,699	-	17,791	692	167	78,556
2013年1月1日，如前呈報	At 1 January 2013, as previously reported	6,207	26,367	287,069	17,791	692	167	338,293
會計政策之改變 - 以成本法為基礎重列行產	Change in accounting policy - Restatement of premises on cost basis	-	27,332	(287,069)	-	-	-	(259,737)
2013年1月1日，經重列	At 1 January 2013, as restated	6,207	53,699	-	17,791	692	167	78,556
於收益賬內支出	Charged to the income statement	915	11,624	-	7,865	-	-	20,404
於權益賬內支出	Charged to equity	-	-	-	-	602	-	602
2013年12月31日	At 31 December 2013	7,122	65,323	-	25,656	1,294	167	99,562

下述乃年內於權益賬內支出之遞延稅項：

The deferred income tax charged to equity during the year is as follows:

集團	Group	經重列	
		2013	Restated 2012
於股東權益之公平值儲備：	Fair value reserves in shareholders' equity:		
— 可供出售證券 (附註 47)	— available-for-sale securities (Note 47)	(20,539)	(149,529)

## 財務報表附註

# NOTES TO THE FINANCIAL STATEMENTS

(以港幣千元位列示)

(Expressed in thousands of Hong Kong dollars)

### 44. 與集團公司之結餘

財務狀況表內賬目包括與集團公司按一般商業條款進行交易所產生之結餘詳列如下：

### 44. BALANCES WITH GROUP COMPANIES

Included in the following statement of financial position captions are balances with group companies arising from transactions conducted on normal commercial terms:

集團	Group	2013	2012
與控股公司之結餘	Balances from the holding company		
客戶存款	Deposits from customers	3,480	45,332
與同系附屬公司之結餘	Balances from fellow subsidiaries		
各項貸款及其他賬目	Advances and other accounts	17,259	26,120
客戶存款	Deposits from customers	1,619,231	1,364,434
其他賬目及預提	Other accounts and accruals	4,416	3,758
後償債務	Subordinated notes	40,934	43,908
公司	Company	2013	2012
與附屬公司之結餘	Balances with a subsidiary		
銀行結餘	Bank balances	46,773	114,362

### 45. 或然負債及承擔

#### (甲) 資本承擔

於12月31日在賬目內仍未提撥準備有關項目及購入固定資產之資本承擔如下：

### 45. CONTINGENT LIABILITIES AND COMMITMENTS

#### (a) Capital commitments

Capital expenditure in respect of projects and acquisition of fixed assets as at 31 December but not yet incurred is as follows:

集團	Group	2013	2012
已批准但未簽約之開支	Expenditure authorised but not contracted for	22,109	43,423
已簽約但未提撥準備之開支	Expenditure contracted but not provided for	153,260	153,073
		175,369	196,496

NOTES TO THE FINANCIAL STATEMENTS

(以港幣千元位列示)

(Expressed in thousands of Hong Kong dollars)

45. 或然負債及承擔 (續)

45. CONTINGENT LIABILITIES AND COMMITMENTS

(Continued)

(乙) 信貸承擔

(b) Credit commitments

本集團資產負債表外承擔授信予客戶之金融工具合約金額及其信貸風險加權數額如下：

The contract and credit risk weighted amounts of the Group's off-balance sheet financial instruments that commit it to extend credit to customers are as follows:

集團	Group	合約金額	
		2013	2012
直接信貸代替品	Direct credit substitutes	1,858,669	478,535
與交易相關之或然項目	Transaction-related contingencies	285,002	507,025
與貿易相關之或然項目	Trade-related contingencies	651,824	1,759,318
可無條件取消而不須預先通知之承擔	Commitments that are unconditionally cancellable without prior notice	60,823,138	52,779,971
其他承擔	Other commitments with an original maturity of:		
原本期限為：	original maturity of:		
— 少於1年	— under 1 year	5,401,515	5,604,862
— 1年及以上	— 1 year and over	1,497,268	1,602,379
遠期存款	Forward forward deposits placed	12,457	—
		<u>70,529,873</u>	<u>62,732,090</u>
		信貸風險加權數額	
		Credit risk weighted amount	
集團	Group	2013	2012
或然負債及承擔	Contingent liabilities and commitments	<u>2,474,576</u>	<u>2,589,868</u>

45. 或然負債及承擔(續)

45. CONTINGENT LIABILITIES AND COMMITMENTS

(Continued)

(丙) 已作抵押之資產

(c) Assets pledged

下述乃用於本集團在外匯基金債務證券的買賣及市場莊家活動而抵押給香港金管局之外匯基金債務證券：

Exchange Fund debts pledged with the HKMA to facilitate the Group's trading and market-marking activities in Exchange Fund debts are as follows:

集團	Group	2013	2012
抵押給香港金管局的資產：	Assets pledged with HKMA:		
持作買賣用途的證券	Trading securities	3,132,132	2,548,496
可供出售證券	Available-for-sale securities	169,051	132,544
		<u>3,301,183</u>	<u>2,681,040</u>
相關負債：	Associated liabilities:		
持作買賣用途的負債	Trading liabilities	3,362,473	2,278,044
		<u>3,362,473</u>	<u>2,278,044</u>

下述乃已按回購協議抵押予非關連金融機構之非政府債券及其相關負債之賬面值：

The carrying amounts of the non-government bonds pledged with unrelated financial institutions under repurchase agreements and the associated liabilities are as follows:

集團	Group	2013	2012
回購協議下之抵押資產：	Assets pledged under repurchase agreements:		
可供出售證券	Available-for-sale securities	512,318	256,838
持至到期證券	Held-to-maturity securities	16,882	51,970
		<u>529,200</u>	<u>308,808</u>
相關負債：	Associated liabilities:		
銀行存款	Deposits from banks	408,051	259,386
其他賬目及預提	Other accounts and accruals	97,862	36,569
		<u>505,913</u>	<u>295,955</u>

轉移之證券及其相關負債的公平值跟轉移之證券的賬面值相若。

The fair value of the transferred securities and associated liabilities approximate the carrying amount of the transferred securities.

於回購協議期內，本集團不能使用、出售或抵押以上證券，亦面對轉移之證券的發行人的信貸風險。

The Group cannot use, sell or pledge the above securities for the duration of the repurchase agreements and is exposed to the credit risk of the issuers of the transferred securities.

## NOTES TO THE FINANCIAL STATEMENTS

(以港幣千元位列示)

(Expressed in thousands of Hong Kong dollars)

## 45. 或然負債及承擔(續)

## 45. CONTINGENT LIABILITIES AND COMMITMENTS

(Continued)

## (丁) 經營租賃承擔

## (d) Operating lease commitments

如本集團為承租人，按不可取消物業經營租賃而於未來須支付之最低租賃付款總額如下：

Where a Group company is the lessee, the future minimum lease payments under non-cancellable building operating leases are as follows:

集團	Group	2013	2012
1年以內	Not later than 1 year	159,051	144,870
1年以後至5年	Later than 1 year and not later than 5 years	214,007	253,485
5年以上	Later than 5 years	61,661	58,161
		<u>434,719</u>	<u>456,516</u>

如本集團為出租人，按不可取消物業經營租賃而於未來須支付之最低租賃付款總額如下：

Where a Group company is the lessor, the future minimum lease payments under non-cancellable building operating leases are as follows:

集團	Group	2013	2012
1年以內	Not later than 1 year	31,230	15,850
1年以後至5年	Later than 1 year and not later than 5 years	49,936	856
		<u>81,166</u>	<u>16,706</u>

# 財務報表附註

## NOTES TO THE FINANCIAL STATEMENTS

(以港幣千元位列示)

(Expressed in thousands of Hong Kong dollars)

### 46. 股本

### 46. SHARE CAPITAL

		2013		2012	
法定股本：		1,500,000,000 股普通股， 每股面值 1 港元		1,500,000,000 ordinary shares of HK\$1 each	
				1,500,000	1,500,000
				2013	2012
		股數	股本	股數	股本
已發行及繳足股本：	Issued and fully paid:	Number of	Share	Number of	Share
普通股，每股面值 1 港元	Ordinary shares of HK\$1 each	shares	Capital	shares	Capital
1 月 1 日	At 1 January	1,251,371,105	1,251,371	1,222,934,755	1,222,935
按以股代息計劃所 發行股份	Issue of shares pursuant to scrip dividend arrangement	-	-	28,436,350	28,436
12 月 31 日	At 31 December	1,251,371,105	1,251,371	1,251,371,105	1,251,371

本公司於截至 2011 年 12 月 31 日止年度建議派發末期息（「2011 年末期息」）每股 0.20 港元，並賦予股東選擇權，就其於記錄日期 2012 年 6 月 4 日持有本公司之個人股權，可收取經繳足之本公司新增發行股份代替現金股息（「以股代息計劃」）。以股代息計劃已於 2012 年 5 月 25 日召開之股東週年大會獲股東批准。於 2012 年 7 月 5 日，根據以股代息計劃選擇按每股 6.75 港元之轉換價格收取代息股份以代替現金支付 2011 年末期息之股東獲配發共 28,436,350 股本公司新股份。

The Company recommended the payment of a final dividend of HK\$0.20 per share for the year ended 31 December 2011 (“Final Dividend 2011”), with an option to receive the newly issued and fully paid shares in lieu of the cash dividend (the “Scrip Dividend Scheme”) in respect of the individual shareholdings held in the Company on 4 June 2012 being the record date. The Scrip Dividend Scheme was approved by the shareholders at the annual general meeting of the Company held on 25 May 2012. On 5 July 2012, a total of 28,436,350 new shares of the Company under the Scrip Dividend Scheme were allotted to the shareholders who elected to receive the scrip shares at a conversion price of HK\$6.75 per share in lieu of the Final Dividend 2011 paid in cash.

遵照本公司的認股權計劃（「該認股權計劃」），自該認股權計劃實行以來，92 份（2012 年：92 份）認股權以認購 13,590,590 股（2012 年：13,590,590 股）每股面值 1 港元之本公司股份，已授予部份董事及集團的高級行政人員。自該計劃成立後至 2013 年 12 月 31 日止，47 份（2012 年：47 份）認股權以認購 1,790,590 股（2012 年：1,790,590 股）每股面值 1 港元之本公司股份已失效或到期。

Pursuant to the Company’s Share Option Scheme (the “Scheme”), 92 (2012: 92) options to subscribe for 13,590,590 shares (2012: 13,590,590 shares) of HK\$1 each of the Company had been granted to certain Directors and senior executives of the Group since the inception of the Scheme. Up to 31 December 2013 and since the incorporation of the Scheme, 47 (2012: 47) options to subscribe for 1,790,590 shares (2012: 1,790,590 shares) of HK\$1 each of the Company have lapsed or expired.

## NOTES TO THE FINANCIAL STATEMENTS

(以港幣千元位列示)

(Expressed in thousands of Hong Kong dollars)

## 46. 股本(續)

本年內由董事及高級行政人員持有之認股權中本公司股份數目變動如下：

## 46. SHARE CAPITAL (Continued)

Movements in the number of the Company's shares in the share options held by directors and senior executives during the year are as follows:

		認股權中股份數目 Number of shares in the options	
		2013	2012
1月1日	At 1 January	11,800,000	7,800,000
於年內授予	Granted during the year	-	4,000,000
12月31日	At 31 December	11,800,000	11,800,000

於12月31日仍未獲行使之認股權詳列如下：

Particulars of the outstanding options as at 31 December are as follows:

授予日及行使價	Date of grant and exercise price	認股權數目 Number of options		認股權中股份數目 Number of shares in the options	
		2013	2012	2013	2012
2011年12月12日， 按行使價每股9.25港元	12 December 2011, at an exercise price of HK\$9.25 per share	15	15	7,800,000	7,800,000
2012年12月21日， 按行使價每股8.27港元	21 December 2012, at an exercise price of HK\$8.27 per share	30	30	4,000,000	4,000,000
		45	45	11,800,000	11,800,000

# 財務報表附註

## NOTES TO THE FINANCIAL STATEMENTS

(以港幣千元位列示)

(Expressed in thousands of Hong Kong dollars)

### 47. 儲備

### 47. RESERVES

集團	Group	行產重估儲備		投資重估儲備		匯兌儲備	以股份為基礎報酬之儲備		保留盈利 (註)	合計
		股份溢價	綜合儲備	Premises	Investment		一般儲備	Reserve for		
		Share	Consolidation	Revaluation	Revaluation	Exchange	General	share-based	Retained	Total
		Premium	Reserve	Reserve	Reserve	Reserve	Reserve	compensation	Earnings	(Note)
2013年1月1日，如前呈報	At 1 January 2013, as previously reported	4,404,692	(220,986)	2,619,372	(98,643)	285,772	700,254	130	8,954,907	16,645,498
會計政策之改變— 以成本法為基礎重列行產	Change in accounting policy – Restatement of premises on cost basis	-	-	(2,539,353)	-	-	-	-	45,932	(2,493,421)
2013年1月1日，經重列	Balance at 1 January 2013, as restated	4,404,692	(220,986)	80,019	(98,643)	285,772	700,254	130	9,000,839	14,152,077
可供出售證券之公平值	Fair value gains on available-for-sale									
收益於權益賬內確認	securities recognised in equity	-	-	-	50,413	-	-	-	-	50,413
公平值虧損於出售過去自可供 出售類別內重新分類為貸款 及應收款項類別及持至到期 類別之證券投資時變現 及轉撥至收益賬	Fair value loss realised and transferred to income statement upon disposal of investments in securities included in the loans and receivables category and held-to-maturity category which were previously reclassified from the available-for-sale category	-	-	-	135,647	-	-	-	-	135,647
公平值收益於出售可供出售 證券時變現及轉撥至收益賬	Fair value gain realised and transferred to income statement upon disposal of available-for-sale securities	-	-	-	(107,287)	-	-	-	-	(107,287)
投資重估儲備變動而回撥 之遞延稅項資產/ 確認之遞延稅項負債 (附註43)	Deferred income tax assets released/liabilities recognised on movements in investment revaluation reserve (Note 43)	-	-	-	(20,539)	-	-	-	-	(20,539)
源自重新分類行產為投資 物業之儲備	Reserve arising from reclassification of premises to investment properties	-	-	122,248	-	-	-	-	-	122,248
換算海外附屬公司財務報表 的匯兌差異	Exchange differences arising on translation of the financial statements of foreign entities	-	-	-	-	105,918	-	-	-	105,918
以股權支付以股份為基礎 報酬之撥備	Provision for equity-settled share-based compensation	-	-	-	-	-	-	4,241	-	4,241
年度溢利	Profit for the year	-	-	-	-	-	-	-	1,756,470	1,756,470
2012年末期股息	2012 final dividend	-	-	-	-	-	-	-	(287,815)	(287,815)
2013年中期股息	2013 interim dividend	-	-	-	-	-	-	-	(112,623)	(112,623)
2013年12月31日	At 31 December 2013	4,404,692	(220,986)	202,267	(40,409)	391,690	700,254	4,371	10,356,871	15,798,750

## NOTES TO THE FINANCIAL STATEMENTS

(以港幣千元位列示)

(Expressed in thousands of Hong Kong dollars)

## 47. 儲備 (續)

## 47. RESERVES (Continued)

集團	Group	股份溢價 Share Premium	綜合儲備 Consolidation Reserve	行產重估儲備	投資重估儲備	匯兌儲備 Exchange Reserve	一般儲備 General Reserve	以股份為 基礎報酬之儲備	保留盈利 (註)	合計 Total
				Premises Revaluation Reserve	Investment Revaluation Reserve			Reserve for share-based compensation	Retained Earnings (Note)	
2012年1月1日，如前呈報 會計政策之改變—以成本法 為基礎重列行產	At 1 January 2012, as previously reported Change in accounting policy – Restatement of premises on cost basis	4,241,183	(220,986)	1,812,389	(834,743)	257,732	700,254	-	7,824,038	13,779,867
		-	-	(1,732,504)	-	-	-	-	41,059	(1,691,445)
2012年1月1日，經重列 可供出售證券之公平值收益 於權益類內確認	Balance at 1 January 2012, as restated Fair value gains on available-for-sale securities recognised in equity	4,241,183	(220,986)	79,885	(834,743)	257,732	700,254	-	7,865,097	12,088,422
公平值收益於重新分類 若干貸款及應收款項類別內 之證券投資至可供出售類別時 於權益類內確認	Fair value gains recognised in equity upon reclassification of certain investments in securities included in the loans and receivables category to the available-for-sale category	-	-	-	815,998	-	-	-	-	815,998
公平值虧損於出售過去自可供 類別內重新分類為貸款 及應收款項類別及持至到期 類別之證券投資時變現 及轉撥至收益賬	Fair value loss realised and transferred to income statement upon disposal of investments in securities included in the loans and receivables category and held-to-maturity category which were previously reclassified from the available-for-sale category	-	-	-	54,621	-	-	-	-	54,621
公平值虧損於過去自可供出售 類別內重新分類為貸款 及應收款項類別之證券投資減 值時變現及轉撥至 收益賬	Fair value loss realised and transferred to income statement upon impairment of investments in securities included in the loans and receivables category which were previously reclassified from the available-for-sale category	-	-	-	87,025	-	-	-	-	87,025
公平值收益於出售可供出售 證券時變現及轉撥至收益賬	Fair value gain realised and transferred to income statement upon disposal available-for-sale securities	-	-	-	(75,738)	-	-	-	-	(75,738)
投資重估儲備變動而回撥之 遞延稅項資產/確認之 遞延稅項負債 (附註 43)	Deferred income tax assets released/liabilities recognised on movements in investment revaluation reserve (Note 43)	-	-	-	(149,529)	-	-	-	-	(149,529)
源自重新分類行產為投資 物業之儲備	Reserve arising from reclassification of premises to investment properties	-	-	134	-	-	-	-	-	134
換算海外附屬公司財務報表 的匯兌差異	Exchange differences arising on translation of the financial statements of foreign entities	-	-	-	-	28,040	-	-	-	28,040
以股權支付以股份為基礎 報酬之撥備	Provision for equity-settled share-based compensation	-	-	-	-	-	-	130	-	130
年度溢利	Profit for the year	-	-	-	-	-	-	-	1,480,439	1,480,439
按以股代息計劃所 發行之普通股股份	Issue of ordinary shares pursuant to scrip dividend arrangement	163,509	-	-	-	-	-	-	-	163,509
2011年末期股息	2011 final dividend	-	-	-	-	-	-	-	(244,587)	(244,587)
2012年中期股息	2012 interim dividend	-	-	-	-	-	-	-	(100,110)	(100,110)
2012年12月31日	At 31 December 2012	4,404,692	(220,986)	80,019	(98,643)	285,772	700,254	130	9,000,839	14,152,077

# 財務報表附註

## NOTES TO THE FINANCIAL STATEMENTS

(以港幣千元位列示)

(Expressed in thousands of Hong Kong dollars)

### 47. 儲備(續)

註：

大新銀行為香港註冊銀行須以監管儲備形式維持除香港財務報告準則所須以外之最低減值撥備。維持該監管儲備乃為符合香港銀行業條例及以審慎監管為目的之本地監管規定。該監管儲備規限可派發予股東之儲備金額。監管儲備之變動須與香港金管局進行諮詢，並直接於權益儲備內調撥。

於2013年12月31日，大新銀行已指定1,433,269,000港元(2012年：1,286,675,000港元)之金額作為監管儲備先抵銷其一般儲備，餘額再從其保留盈利中指定。

### 47. RESERVES (Continued)

Note:

DSB as a locally incorporated bank in Hong Kong is required to maintain minimum impairment provisions in excess of those required under HKFRS in the form of regulatory reserve. The regulatory reserve is maintained to satisfy the provisions of the Hong Kong Banking Ordinance and local regulatory requirements for prudential supervision purposes. The regulatory reserve restricts the amount of reserves which can be distributed to shareholders. Movements in the regulatory reserve are made directly through equity reserve and in consultation with the HKMA.

As at 31 December 2013, DSB has earmarked a regulatory reserve of HK\$1,433,269,000 (2012: HK\$1,286,675,000) first against its general reserve; and for any excess amount, the balance is earmarked against its retained earnings.

公司	Company	股份溢價 Share Premium	保留盈利 Retained Earnings	以股權支付以 股份為基礎 報酬之撥備 Provision for equity-settled share-based compensation	合計 Total
2012年1月1日	At 1 January 2012	4,241,183	100,653	-	4,341,836
年度溢利	Profit for the year	-	279,866	-	279,866
以股權支付以股份為基礎 報酬之撥備	Provision for equity-settled share-based compensation	-	-	130	130
按以股代息計劃所發行之 普通股股份	Issue of ordinary shares pursuant to scrip dividend arrangement	163,509	-	-	163,509
2011年末期股息	2011 final dividend	-	(244,587)	-	(244,587)
2012年中期股息	2012 interim dividend	-	(100,110)	-	(100,110)
2012年12月31日	At 31 December 2012	4,404,692	35,822	130	4,440,644
2013年1月1日，如上	At 1 January 2013, as above	4,404,692	35,822	130	4,440,644
年度溢利	Profit for the year	-	366,760	-	366,760
以股權支付以股份為基礎 報酬之撥備	Provision for equity-settled share-based compensation	-	-	4,241	4,241
2012年末期股息	2012 final dividend	-	(287,815)	-	(287,815)
2013年中期股息	2013 interim dividend	-	(112,623)	-	(112,623)
2013年12月31日	At 31 December 2013	4,404,692	2,144	4,371	4,411,207

## NOTES TO THE FINANCIAL STATEMENTS

(以港幣千元位列示)

(Expressed in thousands of Hong Kong dollars)

## 48. 綜合現金流量結算表附註

## 48. NOTES TO THE CONSOLIDATED CASH FLOW STATEMENTS

## (甲) 扣除減值虧損後之營運溢利與經營活動現金流入淨額對賬表

## (a) Reconciliation of operating profit after impairment losses to net cash flows from operating activities

		2013	經重列 Restated 2012
扣除減值虧損後之營運溢利	Operating profit after impairment losses	1,531,800	1,056,010
淨利息收入	Net interest income	(2,797,496)	(2,204,393)
股息收益	Dividend income	(13,321)	(11,392)
貸款減值虧損及其他信貸撥備	Loan impairment losses and other credit provisions	309,806	143,681
折舊	Depreciation	115,044	102,041
無形資產之攤銷	Amortisation expenses of intangible assets	4,078	4,563
減除回收後之貸款撇銷淨額	Advances written off net of recoveries	(152,024)	(205,772)
以股權支付以股份為基礎報酬之撥備	Provision for equity-settled share-based compensation	4,241	130
已收利息	Interest received	4,261,394	3,787,409
已付利息	Interest paid	(1,196,863)	(1,350,835)
已收股息	Dividend received	57,737	40,838
營運資產及負債變動前之營運溢利	Operating profit before changes in operating assets and liabilities	2,124,396	1,362,280
營運資產及負債之變動：	Changes in operating assets and liabilities:		
— 現金及在銀行的結餘及原到期日超過3個月之通知及短期存款	— cash and balances with banks and money at call and short notice with an original maturity beyond three months	(355,447)	65,827
— 原到期日超過3個月之在銀行的存款	— placements with banks with an original maturity beyond three months	(1,637,694)	2,421,465
— 持作買賣用途的證券	— trading securities	(649,613)	(1,547,470)
— 衍生金融工具	— derivative financial instruments	(425,259)	(46,476)
— 指定以公平值計量且其變動計入損益的金融資產	— financial assets designated at fair value through profit or loss	(32,556)	(14,749)
— 客戶貸款	— advances to customers	(13,399,715)	(8,077,164)
— 其他賬目	— other accounts	217,668	(927,445)
— 包括在貸款及應收款項類別之證券投資	— investments in securities included in the loans and receivables category	2,281,756	1,811,130
— 可供出售證券	— available-for-sale securities	(5,137,080)	(1,981,232)
— 持至到期證券	— held-to-maturity securities	1,378,126	1,141,473
— 貸款予一共同控制實體	— loan to a jointly controlled entity	—	20,429
— 銀行存款	— deposits from banks	(650,323)	261,117
— 持作買賣用途的負債	— trading liabilities	1,084,429	(767,158)
— 客戶存款	— deposits from customers	11,906,749	4,567,134
— 其他賬目及預提	— other accounts and accruals	(1,239,551)	1,595,018
匯兌調整	Exchange adjustments	(120,147)	(99,314)
由經營活動所用的現金	Cash absorbed by operating activities	(4,654,261)	(215,135)
支付已發行的存款證之利息	Interest paid on certificates of deposit issued	(80,609)	(45,415)
已繳香港利得稅	Hong Kong profits tax paid	(128,393)	(34,190)
已繳海外稅款	Overseas tax paid	(19,836)	(16,998)
經營活動所用現金淨額	Net cash used in operating activities	(4,883,099)	(311,738)

48. 綜合現金流量結算表附註 (續)

(乙) 在現金流量結算表內，現金及等同現金項目包括按購置日計算3個月或以下到期之下列結餘，及其價值變化無重大風險且可隨時轉換至確定現金數額之存款。

48. NOTES TO THE CONSOLIDATED CASH FLOW STATEMENTS (Continued)

(b) For the purposes of the cash flow statement, cash and cash equivalents comprise the following balances with maturity of three months or less from the date of acquisition, deposits that are readily convertible to known amount of cash and which are subject to an insignificant risk of changes in value.

集團	Group	2013	經重列
			Restated 2012
現金及在銀行的結餘	Cash and balances with banks	3,011,711	2,060,820
原到期日在3個月或以下之通知及短期存款	Money at call and short notice with an original maturity within three months	4,447,115	10,955,818
原到期日在3個月或以下之在銀行的存款	Placements with banks with an original maturity within three months	1,268,798	2,795,826
持作買賣用途的證券	Trading securities	578,374	689,941
		<u>9,305,998</u>	<u>16,502,405</u>

49. 高級人員貸款

遵照香港公司條例第161B條，貸款予高級人員之數據披露如下：

49. LOANS TO OFFICERS

Particulars of loans made to officers disclosed pursuant to section 161B of the Hong Kong Companies Ordinance are as follows:

	Aggregate amount outstanding in respect of principal and interest	12月31日結餘		年內貸款最高結餘	
		Balance outstanding at 31 December		Maximum balance during the year	
		2013	2012	2013	2012
本金及利息結餘總額		<u>219</u>	<u>5,913</u>	<u>439</u>	<u>28,243</u>

(以港幣千元位列示)

(Expressed in thousands of Hong Kong dollars)

**50. 有關連人士之交易**

有關連人士為該等人士有能力直接或間接控制另一方，或對另一方在作出財務及營運決策方面行使重大影響力。倘若其他不同人士受到共同控制或共同重大影響時，彼等人士亦被視為有關連人士。

於2013年及2012年，本集團與有關連人士包括本集團之控股公司、同系附屬公司、控股公司之股東或董事直接或間接控制或具有重大影響力之公司進行多項交易。本公司獨立非執行董事在檢閱本集團之財務報表時，已對該等如下列註(甲)敘述及屬於持續有關連之交易進行審閱。該等董事根據其檢閱及根據向管理層之詢問，認為全部持續有關連之交易乃根據本集團之正常業務、有關協議、一般商業條款及慣例，按公平且合理及符合本公司股東整體利益進行。

與有關連人士之重大交易如下：

**(甲) 與控股公司及同系附屬公司的交易**

本公司及集團全資附屬公司於年內與控股公司及同系附屬公司簽訂之持續關連交易(定義見香港聯合交易所有限公司證券上市規則(「上市規則」)第14A.14段)收到及產生下列之收入及支出。該等交易之總值未超逾或符合根據上市規則第14A.35(2)段及14A.36(1)段，適用於本集團之年度上限。

**50. RELATED-PARTY TRANSACTIONS**

Related parties are those parties, which have the ability, directly or indirectly, to control the other party or exercise significant influence over the other party in making financial and operating decisions. Parties are also considered to be related if they are subject to common control or common significant influence.

During 2013 and 2012, the Group entered into various transactions with related parties including the holding company, fellow subsidiaries of the Group, companies directly or indirectly controlled or significantly influenced by the shareholders or directors of the holding company. These, as described in Note (a) below and being continuing connected transactions, had been reviewed by the Company's independent non-executive directors in their review of the financial statements of the Group. Based on their review and enquiry with management, the Company's independent non-executive directors were satisfied that all of the continuing connected transactions were conducted in the ordinary and usual course of business of the Group, on normal commercial terms, and in accordance with relevant agreements on terms that are fair and reasonable and in the interests of the shareholders of the Company as a whole.

Details of the significant related party transactions are as follows:

**(a) Transactions with the holding company and fellow subsidiaries**

The Company and its wholly-owned subsidiaries within the Group received and incurred the following income and expense from the continuing connected transactions (within the definition of Rule 14A.14 of the Rules Governing the Listing of Securities on The Stock Exchange of Hong Kong Limited (the "Listing Rules")) entered into with the holding company and fellow subsidiaries during the year. The aggregate values of these transactions are within or consistent with the respective annual caps applicable to the Group pursuant to Rules 14A.35(2) and 14A.36(1) of the Listing Rules.

# 財務報表附註

## NOTES TO THE FINANCIAL STATEMENTS

(以港幣千元位列示)

(Expressed in thousands of Hong Kong dollars)

### 50. 有關連人士之交易(續)

### 50. RELATED-PARTY TRANSACTIONS (Continued)

#### (甲) 與控股公司及同系附屬公司的交易(續)

#### (a) Transactions with the holding company and fellow subsidiaries (Continued)

源自涉及附屬公司包括大新銀行、豐明(1931)、澳門商業銀行、及另一集團附屬公司域寶投資有限公司(「域寶」)交易之收入或支出呈列如下：

Income or expense arising from transactions involving subsidiaries, namely DSB, Mevas (1931), BCM and another subsidiary of the Group, Vanishing Border Investment Services Limited (“VB”) are as follows:

集團	Group	2013	2012
已付利息(註(i))	Interest paid (Note (i))	(11,839)	(12,348)
已收銀行手續費(註(i))	Bank charges received (Note (i))	6,874	5,739
已收租金及相關大廈管理費及開支 (註(ii))	Rentals and related building management fee and charges received (Note (ii))	15,288	14,528
已付租金及相關大廈管理費及開支 (註(iii))	Rentals and related building management fee and charges paid (Note (iii))	(5,422)	(5,422)
已收管理費(註(iv))	Management fees received (Note (iv))	16,599	17,009
已收保險佣金(註(v))	Insurance commission received (Note (v))	106,864	68,908
已付保險保費(註(vi))	Insurance premiums paid (Note (vi))	(15,486)	(14,577)

(以港幣千元位列示)

(Expressed in thousands of Hong Kong dollars)

**50. 有關連人士之交易 (續)****50. RELATED-PARTY TRANSACTIONS (Continued)****(甲) 與控股公司及同系附屬公司的交易 (續)****(a) Transactions with the holding company and fellow subsidiaries (Continued)**

註：

Note:

- (i) 源自向控股公司及同系附屬公司提供信貸融資，接受存款以及其他基本銀行服務

- (i) Arising from the extension of credit facilities and provision of deposit taking and other standard banking services to the holding company and fellow subsidiaries

已付利息乃本公司3間銀行附屬公司，大新銀行、豐明(1931)(於2012年11月22日終止成為銀行)及澳門商業銀行接受控股公司及同系附屬公司之存款的利息支出。年終之存款結餘載於上述之附註44。

Interest was paid by three banking subsidiaries, namely DSB, Mevas (1931), which ceased to be a bank with effect from 22 November 2012, and BCM, on deposits received from the holding company and fellow subsidiaries. The balances of deposits outstanding as at the end of the year are set out in Note 44 above.

大新銀行、豐明(1931)及澳門商業銀行就提供基本銀行服務，包括支票結算、自動轉賬、支票及銀行存款賬戶、信用卡商戶設施、與大新人壽保險有限公司(「大新人壽」)之聯營信用卡及投資買賣，收取銀行手續費。有關支票結算、自動轉賬、支票及存款賬戶之銀行服務，乃按照標準開戶及其他表格及按照正常商業條款以提供予本集團其他客戶之相同方式提供予控股公司及其非本集團附屬公司之同系附屬公司(統稱「大新金融集團」)。信用卡商戶設施及聯營信用卡安排乃根據正常商業合約並且按市場標準提供予大新人壽。信用卡商戶設施之標準市場慣例並無固定年期，惟本集團之銀行附屬公司可以書面通知予以終止。本集團與大新金融集團之聯營信用卡安排，於首兩年後可由任何一方給予不少於6個月書面通知予以終止。所有該等銀行服務就其性質一般不會按照固定年期提供。因此，本集團與大新金融集團間之銀行安排，乃按非固定年期提供。本集團向大新金融集團提供該等銀行服務，令本集團可賺取與該等銀行服務性質及類型一致之合理收入。

Bank charges were levied by DSB, Mevas (1931) and BCM on the provision of standard banking services including cheque clearing, autopay, cheque and deposit bank accounts, credit card merchant facilities, co-branded credit cards in respect of Dah Sing Life Assurance Company Limited (“DSLA”) and investment dealing. The banking services in respect of cheque clearing, autopay, cheque and deposit accounts are provided to the holding company and fellow subsidiaries not being subsidiaries of the Group (collectively the “DSFH Group”) in the same way as they are provided to other customers of the Group under standard account opening and other forms and on normal commercial terms. The credit card merchant facilities and co-brand credit card arrangements are provided to DSLA under normal commercial contracts and are at market standard. The standard market practice for credit card merchant facilities is not to provide for a fixed term, but to allow for termination at the option of the banking subsidiaries of the Group by giving written notice. The co-brand credit card arrangements between the Group and the DSFH Group can be terminated after the first two years by either party giving not less than six months’ notice in writing. All such banking services, by their nature, are not normally provided for a fixed term. Accordingly, the banking arrangement between the Group and the DSFH Group are not for a fixed term. The provision of such banking services by the Group to the DSFH Group enables the Group to earn reasonable income consistent with the nature and types of the banking services.

# 財務報表附註

## NOTES TO THE FINANCIAL STATEMENTS

(以港幣千元位列示)

(Expressed in thousands of Hong Kong dollars)

### 50. 有關連人士之交易 (續)

### 50. RELATED-PARTY TRANSACTIONS (Continued)

#### (甲) 與控股公司及同系附屬公司的交易 (續)

#### (a) Transactions with the holding company and fellow subsidiaries (Continued)

註：(續)

Note: (Continued)

- (ii) 大新保險服務、大新保險代理、大新人壽及澳門保險和大新銀行、域寶及澳門商業銀行間之租賃及分租協議

- (ii) Lease and sub-lease of properties between DSIS, DSIA, DSLA and MIC and DSB, VB and BCM

大新銀行、澳門商業銀行及域寶已租賃及分租若干自置及租賃物業予大新金融集團之成員公司，即大新保險服務有限公司(「大新保險服務」)、大新保險代理有限公司(「大新保險代理」)、大新人壽及澳門保險有限公司(「澳門保險」)作其辦公室用途。大新銀行、澳門商業銀行及域寶按所產生之實際成本向大新保險服務、大新保險代理、大新人壽及澳門保險收取租金、空調費、大廈管理費及其他公共設施費用。簽訂之租賃及分租撮要概列於下表。

DSB, BCM and VB have leased and sub-leased certain of their owned and rented properties to members of the DSFH Group, namely Dah Sing Insurance Services Limited ("DSIS"), Dah Sing Insurance Agency Limited ("DSIA"), DSLA and Macau Insurance Company Limited ("MIC") as their office premises. DSB, BCM and VB received from DSIS, DSIA, DSLA and MIC the lease rentals, and air-conditioning charges, building management charges and other utilities charges based on the actual amount of costs incurred. The following table summarises the leases and sub-leases that have been entered into.

交易日期 Transaction date	訂約方 Contracting parties	租賃條款 Term of lease	租賃之物業 Property subject to lease	每月租金 (不包括管理費 及水電煤支出) Monthly rent (exclusive of management fees and utility charges)
2010年12月30日 30 December 2010	大新銀行租予大新保險服務 DSB leased to DSIS	2011年1月1日至 2013年12月31日 1 January 2011- 31 December 2013	香港北角英皇道510號港運大廈18樓全層， 可出租樓面面積為14,426平方尺。 The whole of the 18/F., Island Place Tower, 510 King's Road, North Point, Hong Kong with a lettable floor area of 14,426 square feet	HK\$447,206
2010年12月30日 30 December 2010	大新銀行租予大新保險服務 DSB leased to DSIS	2011年1月1日至 2013年12月31日 1 January 2011- 31 December 2013	港運大廈20樓部份面積，可出租樓面面積為5,838平方尺。 A portion of the 20/F., Island Place Tower with a lettable floor area of 5,838 square feet	HK\$192,654
2010年12月30日 30 December 2010	大新銀行租予大新保險代理 DSB leased to DSIA	2011年1月1日至 2013年12月31日 1 January 2011 to 31 December 2013	港運大廈20樓部份面積，可出租樓面面積為2,186平方尺。 A portion of the 20/F., Island Place Tower with a lettable floor area of 2,186 square feet	HK\$65,580
2010年12月30日 30 December 2010	域寶租予大新人壽 VB leased to DSLA	2011年1月1日至 2013年12月31日 1 January 2011 to 31 December 2013	中國深圳深圳發展中心1504室部份面積， 總樓面面積為132平方米。 A portion of Room 1504 of Shenzhen Development Centre, Shenzhen, People's Republic of China, with a gross floor area of 132 square metres	HK\$7,876
2010年12月30日 30 December 2010	澳門商業銀行租予澳門保險 BCM leased to MIC	2011年1月1日至 2013年12月31日 1 January 2011 to 31 December 2013	澳門澳門商業銀行大廈10樓及11樓全層， 可出租樓面面積為924平方米。 The whole of the 10/F. and 11/F., BCM Building, Macau with a total lettable floor area of 924 square metres	MOP123,000
2012年4月3日 3 April 2012	大新銀行租予大新保險服務 DSB leased to DSIS	2012年4月3日至 2013年12月31日 3 April 2012 to 31 December 2013	港運大廈19樓部份面積，可出租樓面面積為5,919平方尺 A portion of the 19/F., Island Place Tower with a lettable floor area of 5,919 square feet	HK\$207,165

NOTES TO THE FINANCIAL STATEMENTS

(以港幣千元位列示)

(Expressed in thousands of Hong Kong dollars)

50. 有關連人士之交易(續)

50. RELATED-PARTY TRANSACTIONS (Continued)

(甲) 與控股公司及同系附屬公司的交易(續)

(a) Transactions with the holding company and fellow subsidiaries (Continued)

註：(續)

Note: (Continued)

(iii) 大新銀行出售物業予大新人壽後租回

(iii) Leaseback of property by DSB from DSLA

如本公司於2010年12月30日之通告披露，大新銀行與大新人壽簽訂租賃協議。根據該協議，大新人壽出租香港軒尼詩道482號泰港大廈地下AA舖及地庫A層部分面積(可出租樓面面積為2,340平方尺)予大新銀行。租賃協議為期3年，由2010年12月28日起至2013年12月27日止，每月租金為450,000港元，不包括管理費、政府差餉、電費及空調費。

As disclosed in the Company's announcement dated 30 December 2010, a lease agreement was entered into by DSB with DSLA on 30 December 2010 pursuant to which DSB has leased from DSLA a portion of Flat A on Basement and Portion AA on Ground Floor of Thai Kong Building, No. 482 Hennessy Road, Hong Kong with a lettable floor area of 2,340 square feet at a monthly rent of HK\$450,000 exclusive of management fees, government rates, electricity service charges and air-conditioning charges for a term of three years commencing on 28 December 2010 and ending on 27 December 2013.

(iv) 與大新金融集團之電腦及行政服務協議

(iv) Computer and Administrative Services Agreement with DSFH

於2010年12月30日，大新金融與大新銀行(及其附屬公司包括澳門商業銀行)簽訂電腦及行政服務協議。服務協議由2011年1月1日起生效，為期3年。

On 30 December 2010, DSB (and its subsidiaries including BCM) entered into a computer and administrative services agreement with DSFH. The services agreement was for a fixed term of three years with effect from 1 January 2011.

根據此服務協議，大新銀行承諾向大新金融集團之成員公司提供某些電腦及行政服務。此等服務主要包括下列各項：

Pursuant to the services agreement, DSB has agreed to provide members of the DSFH Group with certain computer and administrative services. These services principally consist of the following:

- 電腦服務包括數據處理、印刷及入信、系統發展、技術支援、系統復元及合約管理；
- 行政、公司秘書、內部審核、合規、操作、風險管理、投資託管人及財資營運；及
- 調配員工至大新金融集團以提供服務(統稱「服務」)。

- computer services including data processing, printing and enveloping, system development, technical support, disaster recovery and contract management;
- administrative, company secretarial, internal audit, compliance, operational, risk management, investment custodian and treasury operations; and
- secondment of, and provision of services by, staff to the DSFH Group (collectively, the "Services").

憑藉大新銀行過往以本身之較龐大資源及功能性專業知識按收回成本基準向大新金融集團旗下其他公司提供行政及電腦服務，按收費基準向大新金融集團提供該等服務，可促使本集團收回提供該等服務時所產生之成本外，也可令本集團繼續擴充其規模及營運效能。

With the stronger pool of resources and functional expertise of DSB which historically has been operating to provide administrative and computer services to other companies within the DSFH Group on a cost-recovery basis, the provision of the Services to the DSFH Group at a fee enables the Group to continue to expand its scale and operational capabilities while costs incurred by the Group in providing the Services are recovered from the DSFH Group.

50. 有關連人士之交易 (續)

50. RELATED-PARTY TRANSACTIONS (Continued)

(甲) 與控股公司及同系附屬公司的交易 (續)

(a) Transactions with the holding company and fellow subsidiaries (Continued)

註：(續)

Note: (Continued)

- (v) 與大新保險服務、大新保險代理、澳門保險及澳門人壽簽訂之分銷及代理協議

- (v) Distribution and Agency Agreements with DSIS, DSIA, MIC and MLIC

於2010年12月30日，大新保險服務及大新保險代理與大新銀行及豐明(1931)，以及澳門保險及澳門人壽保險有限公司(「澳門人壽」)與澳門商業銀行訂立分銷協議與相關代理協議，透過其分行網絡推廣及分銷人壽及一般保險產品。該等協議由2011年1月1日起生效，為期3年，豐明(1931)簽訂之協議已於2012年6月30日終止。

On 30 December 2010, DSIS and DSIA entered into distribution agreements and underlying agency agreements with each of DSB and Mevas (1931) and MIC and Macau Life Insurance Company Limited ("MLIC") entered into distribution agreements and underlying agency agreements with BCM for the marketing and distribution of life and general insurance products through their branch networks for a fixed term of three years with effect from 1 January 2011. The agreements entered into by Mevas (1931) were terminated effective 30 June 2012.

根據大新保險服務與大新銀行及豐明(1931)各自簽訂之分銷協議(「大新保險服務分銷協議」)，大新銀行及豐明(1931)將透過各自之分行網絡，推廣及分銷大新金融集團此等經各方協定及不時檢討之人壽保險產品。

Pursuant to the distribution agreements entered into by DSIS with each of DSB and Mevas (1931) (the "DSIS Distribution Agreements"), DSB and Mevas (1931) will market and distribute such life assurance products as agreed between the parties from time to time for the DSFH Group through their respective branch networks.

根據大新保險服務分銷協議，大新銀行及豐明(1931)就銷售人壽保單收取經各方協定及不時檢討之佣金，各自與大新保險服務簽訂代理協議(「大新保險服務代理協議」)。根據大新保險服務代理協議條款，大新保險服務就此等人壽保險產品而應付大新銀行及豐明(1931)之佣金將因應其產品種類而不同，其介乎收取之首年保費0.1%至50%，某些保單類別另加可達續期保費之24%。

Pursuant to the DSIS Distribution Agreements, each of DSB and Mevas (1931) has entered into an agency agreement with DSIS (the "DSIS Agency Agreements") in respect of the sale of life assurance policies in return for commission payments as agreed between the parties from time to time. Under the terms of the DSIS Agency Agreements, the commission payable by DSIS to each of DSB and Mevas (1931) in respect of such life assurance products shall vary, depending on the product type, between 0.1% and 50% of the first year's premium received, plus up to 24% of the renewal premiums in respect of certain policies.

根據大新保險代理與大新銀行及豐明(1931)各自簽訂之分銷協議(「大新保險代理分銷協議」)，大新及豐明(1931)將透過各自之分行網絡，推廣及分銷大新金融集團此等經各方協定及不時檢討之一般保險及人壽保險產品。

Pursuant to the distribution agreements entered into by DSIA with each of DSB and Mevas (1931) (the "DSIA Distribution Agreements"), DSB and Mevas (1931) will market and distribute such general insurance and life assurance products as agreed between the parties from time to time for the DSFH Group through their respective branch networks.

## NOTES TO THE FINANCIAL STATEMENTS

(以港幣千元位列示)

(Expressed in thousands of Hong Kong dollars)

## 50. 有關連人士之交易 (續)

## 50. RELATED-PARTY TRANSACTIONS (Continued)

## (甲) 與控股公司及同系附屬公司的交易 (續)

## (a) Transactions with the holding company and fellow subsidiaries (Continued)

註：(續)

Note: (Continued)

- (v) 與大新保險服務、大新保險代理、澳門保險及澳門人壽簽訂之分銷及代理協議 (續)

- (v) Distribution and Agency Agreements with DSIS, DSIA, MIC and MLIC (Continued)

根據大新保險代理分銷協議，大新銀行及豐明(1931)就銷售一般保險及人壽保險產品收取經各方協定及不時檢討之佣金，各自與大新保險代理簽訂代理協議(「大新保險代理協議」)。根據大新保險代理協議條款，大新保險代理應付大新銀行及豐明(1931)之佣金乃有關：

Pursuant to the DSIA Distribution Agreements, each of DSB and Mevas (1931) has entered into an agency agreement with DSIA (the "DSIA Agency Agreements") in respect of the sale of certain general insurance and life assurance products in return for commission payments, as agreed between the parties from time to time. Under the terms of the DSIA Agency Agreements, the commission payable by DSIA to each of DSB and Mevas (1931) in respect of:

- (1) 一般保險產品因應其產品類別而不同，新保單或續保保單為介乎其每年收取之保費1%至30%；及
- (2) 人壽保險產品因應其產品類別而不同，其介乎收取之首年保費0.1%至50%，某些保單類別另加可達續期保費之24%。

- (1) general insurance products shall vary, depending on the product type, between 1% and 30% of each year's premium received in respect of a new or renewal policy; and
- (2) life assurance products shall vary, depending on the product type, between 0.1% and 50% of the first year's premium received, plus up to 24% of the renewal premiums in respect of certain policies.

根據澳門人壽與澳門商業銀行簽訂之分銷協議(「澳門人壽分銷協議」)，澳門商業銀行將透過其分行網絡，為澳門人壽推廣及分銷此等經雙方協定及不時檢討之人壽保險產品。

Pursuant to the distribution agreement entered into by MLIC with BCM (the "MLIC Distribution Agreement"), BCM will market and distribute such life assurance products as agreed between the parties from time to time for MLIC through its branch network.

根據澳門人壽分銷協議，澳門商業銀行就銷售人壽保單收取經雙方協定及不時檢討之佣金，與澳門人壽簽訂代理協議(「澳門人壽代理協議」)。根據澳門人壽代理協議條款，澳門人壽就此等人壽保險產品而應付澳門商業銀行之佣金將因應其產品類別而不同，其於2012年及2013年收取之首年保費介乎0.5%至49.5%。

Pursuant to the MLIC Distribution Agreement, BCM has entered into an agency agreement with MLIC (the "MLIC Agency Agreement") in respect of the sale of life assurance policies in return for commission payments as agreed between the parties from time to time. Under the terms of the MLIC Agency Agreement, the commission payable by MLIC to BCM in respect of such life assurance products shall vary, depending on the product type, between 0.5% and 49.5% for 2012 and 2013 of the first year's premium received.

根據澳門保險與澳門商業銀行簽訂之分銷協議(「澳門保險分銷協議」)，澳門商業銀行將透過其分行網絡，為澳門保險推廣及分銷此等經雙方協定及不時檢討之一般保險產品。

Pursuant to the distribution agreement entered into by MIC with BCM (the "MIC Distribution Agreement"), BCM will market and distribute such general insurance products of MIC as are agreed between the parties from time to time through its branch network.

根據澳門保險分銷協議，澳門商業銀行就銷售一般保險產品收取經雙方協定及不時檢討之佣金，與澳門保險簽訂代理協議(「澳門保險代理協議」)。根據澳門保險代理協議條款，澳門保險就此等一般保險產品而應付澳門商業銀行之佣金將因應其產品類別而不同，新保單或續保保單為介乎其每年收取保費之10%至50%。

Pursuant to the MIC Distribution Agreement, BCM has entered into an agency agreement with MIC (the "MIC Agency Agreement") in respect of the sale of general insurance products in return for commission payments, as agreed between the parties from time to time. Under the terms of the MIC Agency Agreement, the commission payable by MIC to BCM in respect of general insurance products shall vary, depending on the product type, between 10% and 50% of each year's premium received in respect of new or renewal policies.

50. 有關連人士之交易 (續)

50. RELATED-PARTY TRANSACTIONS (Continued)

(甲) 與控股公司及同系附屬公司的交易 (續)

(a) Transactions with the holding company and fellow subsidiaries (Continued)

註：(續)

Note: (Continued)

- (v) 與大新保險服務、大新保險代理、澳門保險及澳門人壽簽訂之分銷及代理協議 (續)

- (v) Distribution and Agency Agreements with DSIS, DSIA, MIC and MLIC (Continued)

就大新保險服務、大新保險代理、澳門人壽及澳門保險各分銷協議(統稱「分銷協議」)，大新保險服務及大新保險代理將各自代替大新銀行及豐明(1931)，而澳門人壽及澳門保險將各自代替澳門商業銀行，繳付協定費用，包括銀行員工銷售保險之牌照登記費、銷售獎金、推廣費用及其他有關執行分銷協議之成本和費用。

In respect of each of the DSIS, DSIA, MLIC and MIC Distribution Agreements (collectively the "Distribution Agreements"), DSIS and DSIA shall each reimburse or pay on behalf of each of DSB and Mevas (1931), and MLIC and MIC shall each reimburse or pay on behalf of BCM, agreed expenses including the registration fees for licences for the bank staff to sell insurance, sales incentives, marketing expenses and other costs and expenses related to the performance of the Distribution Agreements.

上列陳述之分銷及代理協議，包括在各份分銷協議及代理協議列明之佣金率，與位於香港及澳門之眾銀行與保險公司間之正常協議一致，及向本集團提供保險產品及服務予其銀行附屬公司之客戶。大新銀行、豐明(1931)及澳門商業銀行透過其分行網絡分銷不同類別之保險產品以賺取大新金融集團付出之佣金，亦有利本集團收取費用收入。

The distribution and agency arrangements described above, including the commission rates set out in the various sets of Distribution Agreements and Agency Agreements, are consistent with normal arrangements between banks and insurance companies in the Hong Kong and Macau markets, and will provide the Group with insurance products and services to be offered to the customers of the banking subsidiaries of the Group. The distribution of different types of insurance products through the respective bank branch networks of DSB, Mevas (1931) and BCM in return for a commission income to be paid by the DSFH Group will also produce fee income which will be of benefit to the Group.

- (vi) 大新保險、大新保險(1976)、大新人壽、澳門保險及澳門人壽所提供之保險服務

- (vi) Insurance services provided by DSI, DSI (1976), DSLA, MIC and MLIC

大新保險有限公司(「大新保險」)、大新保險(1976)有限公司(「大新保險(1976)」)及澳門保險承保以大新銀行和本集團其他成員公司及其客戶之名義，及以彼等為受益人之保單須每年續期。大新人壽及澳門人壽承保有關提供大新銀行和本集團其他成員公司員工身故及／或危疾保險之團體人壽保單須每年續期。

The insurance policies underwritten by Dah Sing Insurance Company Limited ("DSI"), Dah Sing Insurance Company (1976) Limited ("DSI (1976)") and MIC in the name, and for the benefit, of DSB and other members of the Group and their respective customers are subject to renewal annually. The group life assurance policies underwritten by DSLA and MLIC in relation to the provision of insurance cover for the death and/or critical illness of the employees of DSB and other members of the Group are subject to renewal annually.

大新保險及大新保險(1976)承保以大新銀行和本集團其他成員公司及其客戶之名義，及以彼等為受益人之一般保險保單，保障範圍包括汽車、財產全險、公眾責任、金錢、電子設備、僱員賠償及團體個人意外。此等保單須每年續期。

DSI and DSI (1976) underwrites general insurance policies in the name, and for the benefit, of DSB and other members of the Group and their respective customers including policies covering domestic motor, property all risks, public liability, money, electronic equipment, employees' compensation and group personal accident. Such policies are subject to renewal annually.

NOTES TO THE FINANCIAL STATEMENTS

(以港幣千元位列示)

(Expressed in thousands of Hong Kong dollars)

50. 有關連人士之交易 (續)

50. RELATED-PARTY TRANSACTIONS (Continued)

(甲) 與控股公司及同系附屬公司的交易 (續)

(a) Transactions with the holding company and fellow subsidiaries (Continued)

註：(續)

Note: (Continued)

- (vi) 大新保險、大新保險(1976)、大新人壽、澳門保險及澳門人壽所提供之保險服務(續)

- (vi) Insurance services provided by DSI, DSI (1976), DSLA, MIC and MLIC (Continued)

大新人壽承保大新銀行及豐明(1931)若干貸款客戶及大新銀行及豐明(1931)和本集團其他成員公司員工之身故及/或危疾保險。提供予客戶之保障範圍已在有關之銀行貸款協議條款內列明。此等保單可在欠繳保費之情況下於2個月內終止。澳門保險承保以澳門商業銀行及其客戶之名義，及以彼等為受益人之保單，保障範圍包括醫療、個人意外、僱員賠償、車船、物業、民事責任及金錢。此等保單須每年續期。

DSLA underwrites insurance policies to cover the death and/or critical illness of certain borrowing customers of DSB and Mevas (1931) and employees of DSB and Mevas (1931) and other members of the Group. The provision of the insurance cover for customers is set out in the terms and conditions of the relevant bank borrowing arrangement. Such policies can be terminated within two months in the event of non-payment of premiums. MIC underwrites insurance policies in the name, and for the benefit, of BCM and its customers including policies covering medical, personal accident, employees' compensation, motor fleet, properties, civil liability and money. Such policies are subject to renewal annually.

澳門人壽承保澳門商業銀行退休金計劃成員之身故及/或危疾保險，此等保單須每年續期。

MLIC underwrites life insurance policies to cover the death and/or critical illness of BCM's pension plan members and such policies are subject to renewal annually.

此等保單之應付保費乃參考與其相關各產品之未償還餘額計算，及每月到期時繳付。

The premiums payable under such insurance policies are payable in arrears on a monthly basis and are calculated by reference to the outstanding credit balances in respect of each of the products to which they relate.

本集團簽訂該等保單，為使本公司某些附屬公司，即大新銀行、豐明(1931)及澳門商業銀行符合有關監管規定，減低對本集團資產、業務和操作及/或提供額外服務予本集團客戶之風險。此外，董事確認大新保險、大新保險(1976)、大新人壽、澳門保險及澳門人壽提供之保險服務有效，及大新保險、大新保險(1976)、大新人壽、澳門保險及澳門人壽擬分別收取之費用與市場上其他保險公司之出價相若。

The insurance policies are procured by the Group to enable certain of the Company's subsidiaries, namely DSB, Mevas (1931) and BCM, to comply with relevant regulatory requirements in reducing the risks to the Group's assets, businesses and operations and/or to provide additional services to the Group's customers. In addition, the Directors consider that the insurance services by DSI, DSI(1976), DSLA, MIC and MLIC are effective and the fees proposed by DSI, DSI(1976), DSLA, MIC and MLIC respectively are comparable to those offered by other insurance companies in the market.

於2010年12月30日，本公司與大新金融訂立一項合作協議，據此，大新金融集團成員公司將向大新銀行及本集團之其他成員公司提供保險服務。該協議於2011年1月1日起至2013年12月31日止生效，固定年期為3年。

On 30 December 2010, the Company entered into a cooperation agreement with DSFH pursuant to which members of the DSFH Group will provide insurance services to DSB and other members of the Group. The agreement is for a fixed term of three years with effect from 1 January 2011 and ending on 31 December 2013.

50. 有關連人士之交易(續)

50. RELATED-PARTY TRANSACTIONS (Continued)

(乙) 主要管理人員

(b) Key management personnel

(i) 與董事及主要管理人員之重大交易及結餘

(i) Material transactions and balances with directors and key management personnel

本集團向本集團主要管理人員，其近親及其或彼等近親所控制的企業提供信貸服務及收取存款。截至12月31日止年度，未償還之結餘如下：

The Group provides credit facilities to, and takes deposits from the Group's key management personnel, their close family members and entities controlled by them. For the year ended 31 December, the following balances were outstanding:

集團	Group	2013	2012
貸款及墊款	Loans and advances	3,895	4,958
存款	Deposits	320,590	185,300
未取用之貸款承諾	Undrawn commitments	2,511	2,595
擔保	Guarantee	545	502
年內貸款及墊款之最高總額	Maximum aggregate amount of loans and advances during the year	9,742	11,060

(ii) 主要管理人員酬金

(ii) Remuneration of key management personnel

本公司主要管理人員為執行董事，其報酬已包括在及呈列於附註12。

Key management personnel of the Company are executive directors and their remunerations are included under Note 12.

(丙) 與聯營公司及共同控制實體之交易及結餘

(c) Transactions and balances with associate and jointly controlled entity

年內，本集團收到由聯營公司重慶銀行35,624,000港元(2012年：24,540,000港元)股息收入。年內，本集團取得一共同控制實體銀聯信託有限公司之存款，而其於2013年12月31日存款結餘為21,407,000港元(2012年：4,313,000港元)。

During the year, the Group received from Bank of Chongqing, an associate, dividend income of HK\$35,624,000 (2012: HK\$24,540,000). During the year, the Group received deposits from Bank Consortium Trust Company Limited, a jointly controlled entity and as at 31 December 2013, the balance of deposit was HK\$21,407,000 (2012: HK\$4,313,000).

(以港幣千元位列示)

(Expressed in thousands of Hong Kong dollars)

**51. 以股份為基礎報酬計劃**

本集團透過本公司之認股權計劃(「大新銀行集團計劃」)及其控股公司大新金融集團有限公司之認股權計劃(「大新金融計劃」)提供以股份為基礎的報酬予其董事及高級行政人員。有關董事之以股份為基礎報酬之細節呈列於附註12。

**(甲) 大新銀行集團計劃**

本公司授予其及其附屬公司若干董事及僱員認股權。當中條款允許本公司可選擇在該等認股權行使日向其董事或僱員支付認股權的現金價值，以替代分配新發行股份。本公司打算應用此現金支付慣例於2012年以前所授予的認股權。於2012年所授予之認股權，本公司打算發行新股份，以支付其承擔。

該等認股權乃按大新銀行集團計劃內之條款及條件所授予。每份認股權之行使價乃由提名及薪酬委員會代表本公司董事會以不得寬鬆於香港聯合交易所有限公司(「香港交易所」)上市規則第17.03(9)條規定下，按不低於以下3項中之最高者作釐定：(i)本公司股份在授予日於香港交易所買賣之收市價；(ii)本公司股份在緊接授予日前5個交易日於香港交易所買賣之平均收市價；及(iii)本公司股本中每股股份1港元之面值。該認股權之行使期乃於獲授予日期起計第1至第6周歲日。

**(乙) 大新金融計劃**

大新金融授予其及其附屬公司若干董事及僱員認股權。當中條款允許大新金融可選擇在該等認股權行使日向其董事或僱員支付認股權的現金價值，以替代分配新發行股份。大新金融已採納現金支付慣例及打算使用此慣例於現行已授予之認股權。

**51. SHARE-BASED COMPENSATION PLANS**

Share-based compensation, pursuant to the Company's Share Option Scheme (the "DSBG Scheme") and the Share Option Scheme of its holding company, Dah Sing Financial Holdings Limited (the "DSFH Scheme"), is available to directors and senior executives of the Group. Details of the share-based compensation paid to directors are disclosed in Note 12.

**(a) DSBG Scheme**

The Company issues to certain directors and employees of its subsidiaries share options on terms that allow the Company the choice of making cash payments, determined based on the intrinsic value of each share option, instead of allotting newly issued shares to the directors or employees at the date of exercise. The Company has the intention to adopt cash settlement practice in respect of the share options granted prior to year 2012. For share option issued in 2012, the Company has the intention to settle its obligations by issuing new shares.

The share options are granted in accordance with the terms and conditions of the DSBG Scheme. The exercise price per option share is concluded by the Nomination and Remuneration Committee on behalf of the Board of the Company on the basis no less exacting than the requirement set out in Rule 17.03(9) of the Rules Governing the Listing of Securities on The Stock Exchange of Hong Kong Limited ("SEHK") and is determined as no less than the highest of (i) the closing price of the Company's shares traded on the SEHK on the date of grant; (ii) the average closing price of the Company's shares for the five trading days immediately preceding the date of grant; and (iii) the nominal value of the Company's shares of HK\$1 each in the capital in issue. The exercise period is between the first and sixth anniversaries from the date of grant.

**(b) DSFH Scheme**

DSFH issues to certain directors and employees of its subsidiaries share options on terms that allow DSFH the choice of making cash payments, determined based on the intrinsic value of each share option, instead of allotting newly issued shares to the directors or employees at the date of exercise. DSFH has adopted the cash settlement practice and intends to continue this practice in respect of the existing share options issued.

51. 以股份為基礎報酬計劃(續)

(乙) 大新金融計劃(續)

該等認股權乃按大新金融股東於2005年4月28日批准之新認股權計劃之條款及條件所授予。每份認股權之行使價乃由提名及薪酬委員會代表大新金融董事會以不得寬鬆於香港交易所上市規則第17.03(9)條規定下，按不低於以下3項中之最高者作釐定：(i)大新金融股份在授予日於香港交易所買賣之收市價；(ii)大新金融股份在緊接授予日前5個交易日於香港交易所買賣之平均收市價；及(iii)大新金融股本中每股股份2港元之面值。該認股權之行使期乃於獲授予日期起計第1至第6周歲日。

就上述兩個認股權計劃所授予之以現金支付的認股權，本集團已於結算日確認29,809,000港元(2012年：7,598,000港元)為有關該等認股權公平值之負債。該負債不包括下述註(iv)大新金融另外所承擔的支出。此公平值乃以三項式期權定價模式按下表所述之主要假設計算。

就上述大新銀行集團計劃所授予之以股權支付的認股權，其於授予日之公平值乃以三項式期權定價模式按下表所述之主要假設計算。

於收益賬內確認之以股份為基礎報酬之支出如下：

		2013	2012
以股權支付之認股權	Equity-settled options	4,241	130
以現金支付之認股權	Cash-settled options	22,211	7,122
合計	Total	26,452	7,252

該等授予者收取現金權利已既定之認股權於2013年12月31日為14,478,000港元(2012年：無)。

51. SHARE-BASED COMPENSATION PLANS (Continued)

(b) DSFH Scheme (Continued)

The share options are granted in accordance with the terms and conditions of the new Share Option Scheme approved by the shareholders of DSFH on 28 April 2005. The exercise price per option share is concluded by the Nomination and Remuneration Committee on behalf of the Board of DSFH on the basis no less exacting than the requirement set out in Rule 17.03(9) of the Rules Governing the Listing of Securities on the SEHK and is determined as no less than the highest of (i) the closing price of DSFH's shares traded on the SEHK on the date of grant; (ii) the average closing price of DSFH's shares for the five trading days immediately preceding the date of grant; and (iii) the nominal value of DSFH shares of HK\$2 each in the capital in issue. The exercise period is between the first and sixth anniversaries from the date of grant.

With respect to the cash-settled options granted under the two share option schemes described above, the Group has recorded liabilities of HK\$29,809,000 (2012: HK\$7,598,000) in respect of the fair value of the share options at the reporting date. These do not include cost separately borne by DSFH as stated under note (iv) below. The fair value is determined by using the Trinomial Option Pricing Model, and based on the major assumptions set out in the following tables.

With respect to the equity-settled options granted under the DSBG Scheme described above, the fair value is determined by using the Trinomial Option Pricing Model at the date when the options are granted, and based on the major assumptions set out in the following tables.

Share-based compensation charged to income statement is as follows:

The total intrinsic value of the share options for which the grantees' right to receive cash on a vested basis as of 31 December 2013 is HK\$14,478,000 (2012: Nil).

NOTES TO THE FINANCIAL STATEMENTS

(以港幣千元位列示)

(Expressed in thousands of Hong Kong dollars)

51. 以股份為基礎報酬計劃(續)

51. SHARE-BASED COMPENSATION PLANS (Continued)

輸入三項式期權定價模式之數據如下：

The inputs into the Trinomial Option Pricing Model are as follows:

大新銀行集團計劃

DSBG Scheme

		2013		2012	
		2012年 12月21日 以股權支付	2011年 12月12日 以現金支付	2012年 12月21日 以股權支付	2011年 12月12日 以現金支付
授予日	Grant date	21 December 2012	12 December 2011	21 December 2012	12 December 2011
支付方式	Settlement method	Equity-settled	Cash-settled	Equity-settled	Cash-settled
本公司於授予日(以股權支付)或 於12月31日(以現金支付) 之股價(港元)	Share price of the Company as at grant date (for equity-settled) or 31 December (for cash-settled) (HK\$)	8.27	13.64	8.27	8.43
行使價(港元)	Exercise price (HK\$)	8.27	9.25	8.27	9.25
預計波幅(註(i))	Expected volatility (Note (i))	38.84%	39.72%	38.84%	38.79%
年期(年)	Time to maturity (years)	<5	<4	<6	<5
無風險利率(註(ii))	Risk free rate (Note (ii))	0.41%	1.03%	0.41%	0.32%
預計股息率(註(iii))	Expected dividend rate (Note (iii))	3.42%	3.80%	3.42%	3.20%

大新金融計劃

DSFH Scheme

		2013		2012		
		2012年 12月21日 以現金支付 (註(iv))	2011年 12月12日 以現金支付 (註(iv))	2012年 12月21日 以現金支付 (註(iv))	2011年 12月12日 以現金支付 (註(iv))	2007年 9月28日 以現金支付
授予日	Grant date	21 December 2012	12 December 2011	21 December 2012	12 December 2011	28 September 2007
支付方式	Settlement method	Cash-settled (Note (iv))	Cash-settled (Note (iv))	Cash-settled (Note (iv))	Cash-settled (Note (iv))	Cash-settled
大新金融於12月31日 之股價(港元)	Share price of DSFH as at 31 December (HK\$)	44.45	44.45	34.95	34.95	34.95
行使價(港元)	Exercise price (HK\$)	33.25	40.00	33.25	40.00	59.28
預計波幅(註(i))	Expected volatility (Note (i))	34.31%	34.31%	45.15%	45.15%	45.15%
年期(年)	Time to maturity (years)	<5	<4	<6	<5	<1
無風險利率(註(ii))	Risk free rate (Note (ii))	1.40%	1.03%	0.39%	0.32%	0.07%
預計股息率(註(iii))	Expected dividend rate (Note (iii))	3.94%	3.94%	3.25%	3.25%	3.25%

51. 以股份為基礎報酬計劃(續)

輸入三項式期權定價模式之數據如下：(續)

註：

- (i) 預計波幅是按股價於計算日之前過往一年本公司及大新金融如可適用的波幅而計算。並假設過往本公司及大新金融股價之波幅，與上表用於認股權之年期內之預計波幅，並無重大的差異。
- (ii) 無風險利率為有關年期之香港外匯基金票據之收益率。
- (iii) 預計股息率乃按過往股息而訂。
- (iv) 該等認股權之支出由控股公司大新金融承擔。大新金融已就該認股權確認3,049,000港元(2012年：1,168,000港元)負債及於收益賬確認1,881,000港元(2012年：1,131,000港元)支出。

授予之認股權數目及其加權平均行使價之變動如下：

51. SHARE-BASED COMPENSATION PLANS (Continued)

The inputs into the Trinomial Option Pricing Model are as follows:  
(Continued)

Note:

- (i) Expected volatility is determined by calculating the historical volatility of the share prices of the Company and DSFH, as applicable, during the one year period immediately preceding the measurement date and is based on the assumption that there is no material difference between the expected volatility over the time to maturity of the options and the historical volatility of the share prices of the Company and DSFH as set out above.
- (ii) Risk free rate is the Hong Kong Exchange Fund Notes yield of relevant time to maturity.
- (iii) Expected dividend rates are based on historical dividends.
- (iv) The cost of these options is borne by the holding company, DSFH. DSFH has recorded liabilities of HK\$3,049,000 (2012: HK\$1,168,000) and a charge to income statement of HK\$1,881,000 (2012: HK\$1,131,000) for these options.

Movements in the number of share options granted and their related weighted average exercise prices are as follows:

		大新銀行集團計劃 DSBG Scheme				大新金融計劃 DSFH Scheme			
		2013		2012		2013		2012	
		授予可購買 大新銀行集團 認股權中 股份數目 Number of DSBG shares in share options granted	加權平均 行使價 (港元) Weighted average exercise price (HK\$)	授予可購買 大新銀行集團 認股權中 股份數目 Number of DSBG shares in share options granted	加權平均 行使價 (港元) Weighted average exercise price (HK\$)	授予可購買 大新金融 認股權中 股份數目 Number of DSFH shares in share options granted	加權平均 行使價 (港元) Weighted average exercise price (HK\$)	授予可購買 大新金融 認股權中 股份數目 Number of DSFH shares in share options granted	加權平均 行使價 (港元) Weighted average exercise price (HK\$)
1月1日	At 1 January	11,800,000	8.92	7,800,000	9.25	608,950	44.95	458,950	48.78
授予	Granted	-	-	4,000,000	8.27	-	-	150,000	33.25
已失效	Lapsed	-	-	-	-	-	-	-	-
已行使	Exercised	-	-	-	-	-	-	-	-
已過期	Expired	-	-	-	-	(208,950)	59.28	-	-
12月31日	At 31 December	11,800,000	8.92	11,800,000	8.92	400,000	37.47	608,950	44.95
12月31日可行使	Exercisable at 31 December	3,920,000	9.05	1,560,000	9.25	130,000	38.44	258,950	55.55

(以港幣千元位列示)

(Expressed in thousands of Hong Kong dollars)

**51. 以股份為基礎報酬計劃(續)**

本公司於2013年12月31日未行使之認股權之行使價介乎8.27港元至9.25港元(2012年：介乎8.27港元至9.25港元)，及其加權平均剩餘合約行使期為4.30年(2012年：5.30年)。關於本集團董事及高級行政人員可適用之大新金融集團認股權，於2013年12月31日未行使之大新金融認股權之行使價介乎33.25港元至40.00港元(2012年：介乎33.25港元至59.28港元)，及其加權平均剩餘合約行使期為4.33年(2012年：3.76年)。

本年內，在大新銀行集團計劃或大新金融計劃下，並無向本公司或大新金融之董事及高級行政人員授予認股權(2012年：在大新銀行集團計劃及大新金融計劃下，本公司及大新金融授予之認股權，其每認購一股份之認股權之加權平均公平值分別為2.33港元及10.79港元)。

**52. 金融資產與負債的對銷**

倘若有法律上強制性執行的權利可對銷金融資產及負債之已確認金額，以及有意以淨額基準對其結算或同時變現資產及清償負債，則可將金融資產及負債相互對銷。

**(甲) 依淨額結算協議處理並已在財務狀況表內對銷之金融資產及負債**

本集團通過在香港中央結算有限公司(「香港中央結算」)開設之賬戶為客戶進行股票買賣交易。

**51. SHARE-BASED COMPENSATION PLANS (Continued)**

The Company's share options outstanding as of 31 December 2013 have exercise prices in the range of HK\$8.27 to HK\$9.25 (2012: HK\$8.27 to HK\$9.25), and a weighted average remaining contractual life of 4.30 years (2012: 5.30 years). In respect of directors and senior executives of the Group, their applicable DSFH's share options outstanding as of 31 December 2013 have exercise prices in the range of HK\$33.25 to HK\$40.00 (2012: HK\$33.25 to HK\$59.28), and a weighted average remaining contractual life of 4.33 years (2012: 3.76 years).

During the year, no share options were granted either under the DSBG Scheme or the DSFH Scheme to directors and senior executives of the Company or DSFH (2012: The Company's and DSFH's share options were granted at weighted average fair values of HK\$2.33 and HK\$10.79 per option to purchase a share under the DSBG Scheme and the DSFH Scheme respectively).

**52. OFFSETTING FINANCIAL ASSETS AND FINANCIAL LIABILITIES**

Financial assets and liabilities are presented net when there is a legally enforceable right to offset the recognised amounts and there is an intention to settle them on a net basis, or realise the asset and settle the liability simultaneously.

**(a) Financial assets and liabilities subject to netting agreement and offset on the statement of financial position**

The Group maintains an account with the Hong Kong Securities Clearing Company Limited ("HKSCC") through which it conducts securities trading transactions for its customers.

52. 金融資產與負債的對銷 (續)

52. OFFSETTING FINANCIAL ASSETS AND FINANCIAL LIABILITIES (Continued)

(甲) 受淨額結算安排並已在財務狀況表內對銷之金融資產及負債 (續)

(a) Financial assets and liabilities subject to netting agreement and offset on the statement of financial position (Continued)

本集團於呈列應收及應付香港中央結算之金額時已抵銷對香港中央結算之應收款項總額及應付款項總額。於2013年12月31日及2012年12月31日，該淨額為應收款項及包含於附註37中之「應收款項及預付項目」賬項內。抵銷之金額載於下文。

In presenting the amounts due from and to HKSCC, the Group has offset the gross amount of the accounts receivable from and the gross amount of the accounts payable to HKSCC. As at 31 December 2013 and 31 December 2012, the net amount was a receivable and was included in "Accounts receivable and prepayments" in Note 37. The amounts offset are shown below.

集團	Group	2013	2012
應收香港中央結算之 款項總額	Gross amount of accounts receivable from HKSCC	23,531	15,614
應付香港中央結算之 款項總額	Gross amount of accounts payable to HKSCC	(12,441)	(5,467)
應收香港中央結算淨額	Net amount due from HKSCC	11,090	10,147

(乙) 受淨額結算安排但沒有在財務狀況表內對銷之金融資產及負債

(b) Financial assets and liabilities subject to netting agreement but not offset on the statement of financial position

總體淨額結算安排

Master netting arrangements

本集團會盡可能與交易對手訂立總體淨額結算安排，以減低信貸風險。淨額結算協議規定，一旦出現違約事件，所有涉及交易對手之未完成交易均會終止，而所有結欠款項將拼合按淨額結算。如非發生違約事件，所有與對手之交易會以總額結算及一般不會在財務狀況表中對銷資產及負債。

To mitigate credit risks, the Group enters into master netting arrangements with counterparties whenever possible. Netting agreements provide that, if an event of default occurs, all outstanding transactions with the counterparty will be terminated and all amounts outstanding will be settled on a net basis. Except for the event of default, all outstanding transactions with the counterparty are settled on a gross basis and generally do not result in offsetting the assets and liabilities in the statement of financial position.

下表列示受對銷、具法律效力之總體淨額結算安排及類同協議所約束的金融工具詳情。

The following tables present details of financial instruments subject to offsetting, enforceable master netting arrangements and similar agreements.

NOTES TO THE FINANCIAL STATEMENTS

(以港幣千元位列示)

(Expressed in thousands of Hong Kong dollars)

52. 金融資產與負債的對銷 (續)

52. OFFSETTING FINANCIAL ASSETS AND FINANCIAL LIABILITIES (Continued)

(乙) 受淨額結算安排但沒有在財務狀況表內對銷之金融資產及負債 (續)

(b) Financial assets and liabilities subject to netting agreement but not offset on the statement of financial position (Continued)

淨額結算總安排 (續)

Master netting arrangements (Continued)

集團	Group	已確認金融資產總額 Gross amounts of recognised financial assets	於財務狀況表內對銷之已確認金融負債總額 Gross amounts of liabilities set off in the statement of financial position	於財務狀況表內列示之金融資產淨額 Net amounts of financial assets presented in the statement of financial position	並無在財務狀況表內對銷之相關金額 Related amounts not set off in the statement of financial position		淨額 Net amount
					金融工具 (包括非現金抵押品) Financial instruments (including non-cash collateral)	已收現金抵押 Cash collateral received	
2013年12月31日	At 31 December 2013						

金融資產	Financial assets						
衍生金融工具	Derivative financial instruments	527,272	-	527,272	(435,971)	-	91,301

集團	Group	已確認金融負債總額 Gross amounts of recognised financial liabilities	於財務狀況表內對銷之已確認金融資產債總額 Gross amounts of assets set off in the statement of financial position	於財務狀況表內列示之金融負債淨額 Net amounts of financial liabilities presented in the statement of financial position	並無在財務狀況表內對銷之相關金額 Related amounts not set off in the statement of financial position		淨額 Net amount
					金融工具 (包括非現金抵押品) Financial instruments (including non-cash collateral)	已質押現金抵押 Cash collateral placed out	
2013年12月31日	At 31 December 2013						

金融負債	Financial liabilities						
銀行存款	Deposits from banks	408,051	-	408,051	(408,051)	-	-
衍生金融工具	Derivative financial instruments	915,133	-	915,133	(435,971)	(66,606)	412,556
持作買賣用途的負債	Trading liabilities	3,362,473	-	3,362,473	(3,301,183)	-	61,290
其他賬目及預提	Other accounts and accruals	97,862	-	97,862	(97,862)	-	-

# 財務報表附註

## NOTES TO THE FINANCIAL STATEMENTS

(以港幣千元位列示)

(Expressed in thousands of Hong Kong dollars)

### 52. 金融資產與負債的對銷 (續)

### 52. OFFSETTING FINANCIAL ASSETS AND FINANCIAL LIABILITIES (Continued)

(乙) 受淨額結算安排但沒有在財務狀況表內對銷之金融資產及負債 (續)

(b) Financial assets and liabilities subject to netting agreement but not offset on the statement of financial position (Continued)

#### 淨額結算總安排 (續)

#### Master netting arrangements (Continued)

		於財務狀況表內對銷之已確認金融負債總額		於財務狀況表內列示之金融資產淨額		並無在財務狀況表內對銷之相關金額		
		已確認金融資產總額	Gross amounts of recognised financial liabilities set off in the statement of financial position	Net amounts of financial assets presented in the statement of financial position	金融工具 (包括非現金抵押品)	已收現金抵押	淨額	
集團	Group	Gross amounts of recognised financial assets	in the statement of financial position	statement of financial position	Financial instruments (including non-cash collateral)	Cash collateral received	Net amount	
2012年12月31日	At 31 December 2012							

金融資產	Financial assets							
衍生金融工具	Derivative financial instruments	502,547	-	502,547	(379,229)	-	123,318	

		於財務狀況表內對銷之已確認金融資產總額		於財務狀況表內列示之金融負債淨額		並無在財務狀況表內對銷之相關金額		
		已確認金融負債總額	Gross amounts of recognised financial assets set off in the statement of financial position	Net amounts of financial liabilities presented in the statement of financial position	金融工具 (包括非現金抵押品)	已質押現金抵押	淨額	
集團	Group	Gross amounts of recognised financial liabilities	in the statement of financial position	statement of financial position	Financial instruments (including non-cash collateral)	Cash collateral placed out	Net amount	
2012年12月31日	At 31 December 2012							

金融負債	Financial liabilities							
銀行存款	Deposits from banks	259,386	-	259,386	(259,386)	-	-	
衍生金融工具	Derivative financial instruments	1,380,173	-	1,380,173	(379,229)	(214,707)	786,237	
持作買賣用途的負債	Trading liabilities	2,278,044	-	2,278,044	(2,278,044)	-	-	
其他賬目及預提	Other accounts and accruals	36,569	-	36,569	(36,569)	-	-	

## NOTES TO THE FINANCIAL STATEMENTS

(以港幣千元位列示)

(Expressed in thousands of Hong Kong dollars)

**53. 報告期末後之事項**

於2014年1月29日，大新銀行發行225,000,000美元在香港交易所上市及符合巴塞爾協定III而被界定為二級資本的10年期定息後償債務(須遵守香港《銀行業(資本)規則》之條款)。該債務之年息為5.25%，大新銀行可行使贖回權，首個贖回日為2019年1月29日。倘大新銀行未行使贖回權，該債務將於2024年1月29日到期。

**53. EVENTS AFTER THE END OF THE REPORTING PERIOD**

On 29 January 2014, DSB issued US\$225 million Basel III-compliant 10-year Subordinated Fixed Rate Notes qualifying as Tier 2 capital (subject to the provisions of the Banking (Capital) Rules of Hong Kong) which are listed on the SEHK. The Notes carry an interest rate of 5.25% per annum with call option exercisable by DSB, and with the first call date falling on 29 January 2019. If the call option is not exercised by DSB, the Notes will mature on 29 January 2024.

## 未經審核補充財務資料

# UNAUDITED SUPPLEMENTARY FINANCIAL INFORMATION

(以港幣千元位列示)

(Expressed in thousands of Hong Kong dollars)

下列為有關本集團之資料作為財務報表之部份附加資料，但並非經審計財務報表之一部份。

The following information relates to the Group and is disclosed as part of the accompanying information to the financial statements and does not form part of the audited financial statements.

### 1. 資本充足比率

### 1. CAPITAL ADEQUACY RATIO

	經重列	
	2013年	Restated
	12月31日	2012年
	At	12月31日
	31 December 2013	31 December 2012
	巴塞爾	巴塞爾
	協定III基礎	協定II基礎
	Basel III basis	Basel II basis
資本充足比率		
— 普通股權一級	10.4%	不適用 N.A.
— 一級/核心	10.4%	10.4%
— 整體	14.5%	14.9%

2013年12月31日及2012年12月31日之資本充足比率乃大新銀行的綜合狀況(包括澳門商業銀行及大新銀行(中國))分別參考《銀行業(資本)規則》的巴塞爾協定III基礎及巴塞爾協定II基礎所計算的合併比率。該資本充足比率的計算已考慮到市場風險和操作風險。於2012年12月31日之資本基礎已經重列，反映行產成本基礎的會計政策的變更。

The capital adequacy ratio as at 31 December 2013 and 31 December 2012 represents the consolidated position of DSB (covering BCM and DSB China) computed on Basel III and Basel II basis respectively with reference to the Banking (Capital) Rules. This capital adequacy ratio takes into account market risk and operational risk. The capital base as at 31 December 2012 has been restated to reflect the change in the accounting policy for premises to the cost basis.

大新銀行為香港註冊銀行須根據香港銀行業條例遵守資本充足比率最低要求。澳門商業銀行須遵守有關澳門銀行業監管的規定及大新銀行(中國)須遵守有關中國銀行業監管的規定。本集團上述的比率計算只供參考。

DSB as a locally incorporated bank in Hong Kong is subject to the minimum capital adequacy ratio requirement under the Hong Kong Banking Ordinance. BCM is subject to Macau banking regulations and DSB China is subject to China banking regulations. The above ratios of the Group are calculated for reference only.

UNAUDITED SUPPLEMENTARY FINANCIAL INFORMATION

(以港幣千元位列示)

(Expressed in thousands of Hong Kong dollars)

2. 流動資金比率

2. LIQUIDITY RATIOS

	2013	2012
流動資金比率	46.2%	50.1%

流動資金比率為本集團銀行附屬公司於有關年內12個月每個曆月的平均流動資金比率的簡單平均數。該流動資金比率是參考銀行業條例第4附表內的方法計算。

The liquidity ratio is calculated as the simple average of each calendar month's average liquidity ratio of the Group's banking subsidiaries for the twelve months of the financial year. The liquidity ratio is computed with reference to the methods set out in the Fourth Schedule of the Hong Kong Banking Ordinance.

根據銀行業條例，僅本集團本地註冊之銀行附屬公司須遵守流動資金比率最低要求。本集團上述的比率計算只供參考。

Only the locally incorporated banking subsidiaries within the Group are subject to the minimum liquidity ratio requirement under the Hong Kong Banking Ordinance. The above ratios of the Group are calculated for reference only.

## 未經審核補充財務資料

# UNAUDITED SUPPLEMENTARY FINANCIAL INFORMATION

(以港幣千元位列示)

(Expressed in thousands of Hong Kong dollars)

### 3. 外匯風險

下列為於2013年12月31日之美元和其它個別貨幣之外匯淨額(有關之外匯淨額超逾所有外匯淨額10%)，及其相應之比較數額。

於2013年12月31日及2012年12月31日本集團並無任何結構性外幣持盤淨額。

### 3. CURRENCY CONCENTRATIONS

The following sets out the net foreign exchange position in USD and other individual currency that constitutes more than 10% of the total net position in all foreign currencies as at 31 December 2013 and the corresponding comparative balances.

The Group did not have any structural foreign exchange position as at 31 December 2013 and 2012.

		美元	人民幣	澳門幣	其他外幣	外幣合計
		US dollars	Renminbi	Macau pataca	Other foreign currencies	Total foreign currencies
2013年12月31日	At 31 December 2013					
相當於百萬港元	Equivalent in HK\$ millions					
現貨資產	Spot assets	45,668	26,788	5,712	3,678	81,846
現貨負債	Spot liabilities	(23,461)	(26,038)	(7,218)	(9,068)	(65,785)
遠期買入	Forward purchases	16,805	2,097	250	9,140	28,292
遠期賣出	Forward sales	(37,282)	(2,261)	-	(3,756)	(43,299)
長/(短)盤淨額	Net long/(short) position	1,730	586	(1,256)	(6)	1,054

		美元	人民幣	澳門幣	歐元	其他外幣	外幣合計
		US dollars	Renminbi	Macau pataca	Euro	Other foreign currencies	Total foreign currencies
2012年12月31日	At 31 December 2012						
相當於百萬港元	Equivalent in HK\$ millions						
現貨資產	Spot assets	40,839	21,000	4,739	3,359	4,095	74,032
現貨負債	Spot liabilities	(27,282)	(20,991)	(6,382)	(1,018)	(8,879)	(64,552)
遠期買入	Forward purchases	26,892	569	-	418	6,912	34,791
遠期賣出	Forward sales	(38,198)	(416)	-	(2,829)	(2,146)	(43,589)
長/(短)盤淨額	Net long/(short) position	2,251	162	(1,643)	(70)	(18)	682

UNAUDITED SUPPLEMENTARY FINANCIAL INFORMATION

(以港幣千元位列示)

(Expressed in thousands of Hong Kong dollars)

4. 客戶貸款及墊款

4. LOANS AND ADVANCES TO CUSTOMERS

(甲) 按行業分類之客戶貸款總額(以貸款用途分類及以受抵押品保障的百分比分析)

(a) Gross advances to customers by industry sector classified according to the usage of loans and analysed by percentage covered by collateral

		2013年12月31日 At 31 December 2013		2012年12月31日 At 31 December 2012	
		未償還結餘 Outstanding balance	貸款總額 受抵押品保障 之百分比 % of gross advances covered by collateral	未償還結餘 Outstanding Balance	貸款總額 受抵押品保障 之百分比 % of gross advances covered by collateral
在香港使用的貸款	Loans for use in Hong Kong				
工商金融	Industrial, commercial and financial				
– 物業發展	– Property development	2,015,552	72.8	1,662,651	70.4
– 物業投資	– Property investment	15,122,078	98.3	14,047,519	98.4
– 金融企業	– Financial concerns	740,178	46.5	336,280	36.4
– 股票經紀	– Stockbrokers	109,264	90.7	100,240	90.0
– 批發與零售業	– Wholesale and retail trade	4,006,724	95.7	3,219,507	92.9
– 製造業	– Manufacturing	1,975,672	91.5	1,996,894	94.7
– 運輸及運輸設備	– Transport and transport equipment	5,050,680	95.9	4,635,150	96.3
– 康樂活動	– Recreational activities	300,505	12.2	287,610	1.5
– 資訊科技	– Information technology	24,916	82.1	8,703	47.7
– 其他	– Others	3,571,083	82.5	2,894,403	80.8
		<b>32,916,652</b>	<b>92.0</b>	<b>29,188,957</b>	<b>92.1</b>
個人	Individuals				
– 購買「居者有其屋計劃」、 「私人參建居屋計劃」及 「租者置其屋計劃」樓宇 貸款	– Loans for the purchase of flats in Home Ownership Scheme, Private Sector Participation Scheme and Tenants Purchase Scheme	1,080,873	100.0	1,123,393	100.0
– 購買其他住宅物業貸款	– Loans for the purchase of other residential properties	18,041,141	99.9	16,026,972	99.9
– 信用卡貸款	– Credit card advances	3,949,544	–	4,240,329	–
– 其他	– Others	6,880,302	31.0	5,465,362	28.2
		<b>29,951,860</b>	<b>70.9</b>	<b>26,856,056</b>	<b>69.6</b>
在香港使用的貸款	Loans for use in Hong Kong	<b>62,868,512</b>	<b>81.9</b>	<b>56,045,013</b>	<b>81.3</b>
貿易融資(註(1))	Trade finance (Note (1))	5,918,454	61.3	5,024,007	61.0
在香港以外使用的貸款(註(2))	Loans for use outside Hong Kong (Note (2))	29,190,554	63.8	25,104,561	64.8
		<b>97,977,520</b>	<b>75.3</b>	<b>86,173,581</b>	<b>75.3</b>

(以港幣千元位列示)

(Expressed in thousands of Hong Kong dollars)

4. 客戶貸款及墊款(續)

4. LOANS AND ADVANCES TO CUSTOMERS (Continued)

(甲) 按行業分類之客戶貸款總額(以貸款用途分類及以受抵押品保障的百分比分析)(續)

(a) Gross advances to customers by industry sector classified according to the usage of loans and analysed by percentage covered by collateral (Continued)

註：

Note:

- (1) 上述列示之貿易融資為參考香港金管局發出之相關指引而分類為香港進口、出口和轉口的融資，以及商品貿易融資等之貸款。

- (1) Trade finance shown above represents loans covering finance of imports to Hong Kong, exports and re-exports from Hong Kong and merchandising trade classified with reference to the relevant guidelines issued by the HKMA.

不涉及香港之貿易融資貸款(包括大新銀行之海外銀行附屬公司授予之貿易融資)總值992,627,000港元(2012年12月31日：336,534,000港元)分類於「在香港以外使用的貸款」項下。

Trade finance loans not involving Hong Kong (including trade finance extended by DSB's overseas subsidiary banks) totalling HK\$992,627,000 (31 December 2012: HK\$336,534,000) are classified under Loans for use outside Hong Kong.

- (2) 在香港以外使用的貸款包括授予香港客戶但在香港以外使用之貸款。

- (2) Loans for use outside Hong Kong include loans extended to customers located in Hong Kong with the finance used outside Hong Kong.

UNAUDITED SUPPLEMENTARY FINANCIAL INFORMATION

(以港幣千元位列示)

(Expressed in thousands of Hong Kong dollars)

4. 客戶貸款及墊款(續)

4. LOANS AND ADVANCES TO CUSTOMERS (Continued)

(甲) 按行業分類之客戶貸款總額(以貸款用途分類及以受抵押品保障的百分比分析)(續)

(a) Gross advances to customers by industry sector classified according to the usage of loans and analysed by percentage covered by collateral (Continued)

上述分析中各構成客戶貸款總額10%或以上的行業，其應佔減值貸款額、逾期貸款額及個別和綜合評估的貸款減值準備如下：

For each industry sector reported above with loan balance constituting 10% or more of the total balance of advances to customers, the attributable amount of impaired loans, overdue loans, and individually and collectively assessed loan impairment allowances are as follows:

		未償還結餘 Outstanding balance	減值貸款 Impaired loans	貸款總額 逾期未償還 超過3個月 Gross advances overdue for over 3 months	個別評估 減值準備 Individually assessed impairment allowances	綜合評估 減值準備 Collectively assessed impairment allowances
<b>2013年12月31日</b>	<b>At 31 December 2013</b>					
在香港使用的貸款	Loans for use in Hong Kong					
工商金融	Industrial, commercial and financial					
– 物業投資	– Property investment	15,122,078	–	–	–	8,614
個人	Individuals					
– 購買其他住宅物業貸款	– Loans for the purchase of other residential properties	18,041,141	–	–	–	674
在香港以外使用的貸款	Loans for use outside Hong Kong	29,190,554	273,679	216,275	177,723	109,982
<b>2012年12月31日</b>	<b>At 31 December 2012</b>					
在香港使用的貸款	Loans for use in Hong Kong					
工商金融	Industrial, commercial and financial					
– 物業投資	– Property investment	14,047,519	–	–	–	6,657
個人	Individuals					
– 購買其他住宅物業貸款	– Loans for the purchase of other residential properties	16,026,972	–	541	–	7,594
在香港以外使用的貸款	Loans for use outside Hong Kong	25,104,561	259,672	263,750	82,863	82,218



UNAUDITED SUPPLEMENTARY FINANCIAL INFORMATION

(以港幣千元位列示)

(Expressed in thousands of Hong Kong dollars)

4. 客戶貸款及墊款(續)

4. LOANS AND ADVANCES TO CUSTOMERS (Continued)

(乙) 對中國大陸非銀行類客戶的餘額

(b) Non-bank Mainland exposures

2013年12月31日  
At 31 December 2013

交易對手種類	Type of counterparties	資產負債表	資產負債表	總餘額	個別評估
		內的餘額	外的餘額		減值準備
		On-balance	Off-balance	Total	Individually assessed
		sheet	sheet		impairment
		exposure	exposure		allowances
中國大陸機構	Mainland entities	15,977,192	2,878,378	18,855,570	114,235
對中國大陸以外公司及個人，而涉及的貸款於中國大陸使用	Companies and individuals outside Mainland where the credits are granted for use in the Mainland	8,432,247	249,666	8,681,913	79,011
其他交易對手而其風險被本集團認為國內非銀行類客戶風險	Other counterparties the exposures to whom are considered by the Group to be non-bank Mainland exposures	239,374	–	239,374	–

2012年12月31日  
At 31 December 2012

交易對手種類	Type of counterparties	資產負債表	資產負債表	總餘額	個別評估
		內的餘額	外的餘額		減值準備
		On-balance	Off-balance	Total	Individually assessed
		sheet	sheet		impairment
		exposure	exposure		allowances
中國大陸機構	Mainland entities	11,852,148	1,483,651	13,335,799	37,119
對中國大陸以外公司及個人，而涉及的貸款於中國大陸使用	Companies and individuals outside Mainland where the credits are granted for use in the Mainland	10,294,395	329,327	10,623,722	37,873
其他交易對手而其風險被本集團認為國內非銀行類客戶風險	Other counterparties the exposures to whom are considered by the Group to be non-bank Mainland exposures	76,028	–	76,028	–

註：

Note:

上述呈報餘額包括客戶貸款總額及其他對客戶索償之金額。

The balances of exposures reported above include gross advances and other balances of claims on the customers.

4. 客戶貸款及墊款(續)

4. LOANS AND ADVANCES TO CUSTOMERS (Continued)

(丙) 按區域分析之客戶貸款總額及逾期貸款

(c) Analysis of gross advances to customers and overdue loans by geographical area

客戶貸款之區域分析乃根據已考慮風險轉移後之交易對手所在地分類。一般而言，當貸款的擔保方位處與交易對手不同之區域時，風險將被轉移。

Advances to customers by geographical area are classified according to the location of the counterparties after taking into account the transfer of risk. In general, risk transfer applies when an advance is guaranteed by a party located in an area which is different from that of the counterparty.

下表為客戶貸款總額、個別減值客戶貸款、逾期客戶貸款及個別及綜合評估減值準備按區域分析。

The following table analyses gross advances to customers, individually impaired advances to customers, overdue advances to customers, and individually and collectively assessed impairment allowances by geographical area.

		客戶貸款總額 Gross advances to customers			個別減值 客戶貸款 Individually impaired advances to customers	逾期客戶貸款 Overdue advances to customers	個別評估 減值準備 Individually assessed impairment allowances	綜合評估 減值準備 Collectively assessed impairment allowances
2013年12月31日	At 31 December 2013							
香港	Hong Kong	77,492,360	212,953	180,209	120,956	100,032		
中國	China	8,890,132	140,535	83,166	111,850	50,788		
澳門	Macau	10,187,485	27,369	34,013	11,431	44,572		
其他	Others	1,407,543	83	83	57	2,340		
		<b>97,977,520</b>	<b>380,940</b>	<b>297,471</b>	<b>244,294</b>	<b>197,732</b>		
		客戶貸款總額 Gross advances to customers			個別減值 客戶貸款 Individually impaired advances to customers	逾期客戶貸款 Overdue advances to customers	個別評估 減值準備 Individually assessed impairment allowances	綜合評估 減值準備 Collectively assessed impairment allowances
2012年12月31日	At 31 December 2012							
香港	Hong Kong	68,780,111	100,985	112,919	42,602	90,151		
中國	China	8,144,601	152,742	152,742	37,124	39,072		
澳門	Macau	8,412,400	29,513	33,862	10,979	36,223		
其他	Others	836,469	52	52	21	2,270		
		<b>86,173,581</b>	<b>283,292</b>	<b>299,575</b>	<b>90,726</b>	<b>167,716</b>		

UNAUDITED SUPPLEMENTARY FINANCIAL INFORMATION

(以港幣千元位列示)

(Expressed in thousands of Hong Kong dollars)

4. 客戶貸款及墊款(續)

4. LOANS AND ADVANCES TO CUSTOMERS (Continued)

(丁) 信貸承擔及或然負債受抵押品保障的百分比分析

(d) Credit commitments and contingent liabilities analysed by percentage covered by collateral

	2013		2012	
	合約金額 Contract amount	受抵押品 保障的百分比 % covered by collateral	合約金額 Contract amount	受抵押品 保障的百分比 % covered by collateral
財務擔保及其他信貸相關之 或然負債				
Financial guarantees and other credit related contingent liabilities	2,795,495	40.3	2,744,878	32.5
貸款承擔及其他信貸相關之 承擔				
Loan commitments and other credit related commitments	67,734,378	7.6	59,987,212	7.1
	<u>70,529,873</u>	<u>8.8</u>	<u>62,732,090</u>	<u>8.3</u>

5. 信貸、市場及操作風險之資本要求

5. CAPITAL CHARGE FOR CREDIT, MARKET AND OPERATIONAL RISKS

於附註1披露之2013年12月31日及2012年12月31日資本充足比率乃大新銀行的綜合狀況(包括澳門商業銀行及大新銀行(中國))參考《銀行業(資本)規則》列明之方法分別按巴塞爾協定III及巴塞爾協定II基礎所計算的合併比率。綜合基準已在財務報表附註2.2敘述作會計之用。

The capital adequacy ratio as at 31 December 2013 and 31 December 2012 disclosed in Note 1 above represents the combined ratio of the consolidated position of DSB (covering BCM and DSB China) computed on Basel III and Basel II basis respectively with reference to the methods set out in the Banking (Capital) Rules. For accounting purposes, the basis of consolidation is described in Note 2.2 to the financial statements.

## 未經審核補充財務資料

# UNAUDITED SUPPLEMENTARY FINANCIAL INFORMATION

(以港幣千元位列示)

(Expressed in thousands of Hong Kong dollars)

### 5. 信貸、市場及操作風險之資本要求 (續)

各項風險類別之資本要求概述如下：

#### (i) 信貸風險之資本要求

### 5. CAPITAL CHARGE FOR CREDIT, MARKET AND OPERATIONAL RISKS (Continued)

The capital charge for each class of exposures are summarised as follows:

#### (i) Capital charge for credit risk

		2013 巴塞爾 協定 III 基礎 Basel III basis	2012 巴塞爾 協定 II 基礎 Basel II basis
主權機構風險承擔	Sovereign exposures	3,680	2,213
公營單位風險承擔	Public Sector Entity exposures	29,342	33,279
銀行風險承擔	Bank exposures	772,721	793,748
證券商風險承擔	Securities firm exposures	3,745	4,041
法團風險承擔	Corporate exposures	4,362,830	3,277,026
現金項目	Cash items	29,117	23,508
監管零售風險承擔	Regulatory retail exposures	839,902	766,524
住宅按揭貸款	Residential mortgage loans	976,928	931,032
其他未逾期風險承擔	Other exposures which are not past due exposures	1,195,176	1,494,859
逾期風險承擔	Past due exposures	14,385	15,928
證券化風險承擔	Securitization exposures	62,687	N.A.
資產負債表內風險承擔之資本要求總額	Total capital charge for on-balance sheet exposures	8,290,513	7,342,158
直接信貸代替品	Direct credit substitutes	47,509	51,992
與交易相關之或然項目	Transactions-related contingencies	16,294	12,130
與貿易相關之或然項目	Trade-related contingencies	8,045	8,861
遠期存款	Forward forward deposits placed	199	-
其他承擔	Other commitments	125,918	134,206
匯率合約	Exchange rate contracts	93,662	77,079
利率合約	Interest rate contracts	16,799	14,696
權益性合約	Equity contracts	625	127
信用估值調整	Credit valuation adjustment	4,247	N.A.
資產負債表外風險承擔之資本要求總額	Total capital charge for off-balance sheet exposures	313,298	299,091
信貸風險之資本要求總額	Total capital charge for credit risk	8,603,811	7,641,249

UNAUDITED SUPPLEMENTARY FINANCIAL INFORMATION

(以港幣千元位列示)

(Expressed in thousands of Hong Kong dollars)

**5. 信貸、市場及操作風險之資本要求**  
(續)

**(i) 信貸風險之資本要求** (續)

此披露乃本集團就有關計算方法算出之風險加權數額乘以8%的數值，並非本集團之實際監管資本。

**(ii) 市場風險之資本要求**

本集團採用標準計算法計算市場風險。

**5. CAPITAL CHARGE FOR CREDIT, MARKET AND OPERATIONAL RISKS** (Continued)

**(i) Capital charge for credit risk** (Continued)

This disclosure is made by multiplying the risk-weighted amount derived from the relevant calculation approach by 8%, not the institution's actual "regulatory capital".

**(ii) Market risk capital charge**

The Group uses the Standardised Approach for calculating market risk.

		2013		2012	
		風險加權數額	資本要求	風險加權數額	資本要求
		Risk weighted amount	Capital charge	Risk weighted amount	Capital charge
利率風險承擔 (包括期權)	Interest rate exposures (including options)	1,511,850	120,948	1,317,587	105,407
外匯風險承擔 (包括黃金及期權)	Foreign exchange exposures (including gold and options)	1,289,213	103,137	1,739,888	139,191
		<u>2,801,063</u>	<u>224,085</u>	<u>3,057,475</u>	<u>244,598</u>

風險加權數額包括澳門商業銀行及大新銀行(中國)簽訂之衍生合約數額。

The risk-weighted amount included those amounts arising from derivative contracts executed by BCM and DSB China.

**(iii) 操作風險之資本要求**

本集團採用基本指標計算法計算操作風險。

**(iii) Operational risk capital charge**

The Group uses the Basic Indicator Approach for calculating operational risk.

		2013	2012
操作風險之資本要求	Capital charge for operational risk	<u>466,074</u>	<u>395,754</u>

## 未經審核補充財務資料

# UNAUDITED SUPPLEMENTARY FINANCIAL INFORMATION

(以港幣千元位列示)

(Expressed in thousands of Hong Kong dollars)

## 6. 風險管理

本集團明瞭各類風險會不停蛻變的特性並透過完善的管理架構作有效管理。

風險管理專注於信貸風險、市場風險、利率風險、流動資金風險、操作風險、聲譽風險及策略性風險。信貸風險之產生主要源於本集團之信貸組合，其中包括商業、批發和零售借貸、機械和租購融資及財資部和金融機構業務部的批發借貸。

大部份的市場風險乃源於財資部。此主要與本集團資產負債表內之買賣交易及資產負債表外之買賣交易及其證券投資有關。

利率風險指因利率的不利變動而引致本集團的財政狀況面臨的風險。

流動資金風險乃本集團未能就到期之金融負債履行付款責任及當其提取時未能補充資金之風險。

操作風險乃因內部程序、員工及系統之不足與疏忽或外來的事件而產生之直接或間接虧損之風險。

聲譽風險是指由於本集團之商業慣例、營運誤差或營運表現而可能帶來之負面宣傳風險。這些負面因素不論是否屬實，均可能令客戶產生憂慮或負面看法，削弱客戶基礎及市場佔有率或導致耗費龐大之訴訟或減少收入。

策略性風險泛指由於差劣之策略性決定、不可接受之財務表現、策略施行上失當以及對於市場轉變欠缺有效應變而可能對集團財務及市場狀況有即時或日後重大負面影響之企業風險。

除財務報表附註3披露之財務風險管理外，其他方面之風險管理詳述如下。

## 6. RISK MANAGEMENT

The Group recognises the changing nature of risk and manages it through a well-developed management structure.

Risk management is focused on credit risk, market risk, interest rate risk, liquidity risk, operational risk, reputation risk and strategic risk. Credit risk occurs mainly in the Group's credit portfolios comprising commercial, wholesale and retail lending, equipment and hire purchase financing, and treasury and financial institutions wholesale lending.

Market risk arises mainly from Treasury and is associated principally with the Group's on- and off-balance sheet positions in the trading book and its investment securities.

Interest rate risk means the risk to the Group's financial condition resulting from adverse movements in interest rates.

Liquidity risk is the risk that the Group is unable to meet its payment obligations associated with its financial liabilities when they fall due and to replace funds when they are withdrawn.

Operational risk is the risk of loss (direct or indirect) resulting from inadequate or failed internal processes, people and systems or from external events.

Reputation risk is the risk arising from the potential that negative publicity regarding the Group's business practices, operational errors or operating performance, whether true or not, could cause customer concerns or negative view, decline in the customer base or market share, or lead to costly litigation or revenue reductions.

Strategic risk generally refers to the corporate risk that may bring significant immediate or future negative impact on the financial and market positions of the Group because of poor strategic decisions, unacceptable financial performance, and inappropriate implementation of strategies and lack of effective response to the market changes.

Apart from the description of financial risk management disclosed in Note 3 to the financial statements, the other risk management aspects are disclosed below.

## UNAUDITED SUPPLEMENTARY FINANCIAL INFORMATION

(以港幣千元位列示)

(Expressed in thousands of Hong Kong dollars)

**6. 風險管理 (續)****6. RISK MANAGEMENT (Continued)****(甲) 集團風險管理架構****(a) The risk management structure of the Group**

董事會對所有類別的風險管理負上整體的責任。關於風險控制方面，董事會的責任包括：

The Board of Directors has the broad overall responsibility for the management of all types of risk. The responsibilities of the Board in relation to risk control are:

- 批准整體的策略及政策以確保能在交易及組合層面適當地管理信貸及其他風險；
- 財務和非財務方面的風險管理，透過營運和行政控制，包括集團審核委員會的操作；業績檢討（比對預測）、營運統計和政策問題作出監控；及
- 審閱比對預算、檢討業績和分析主要非財務指標。

- the approval of the overall strategy and policies to ensure that credit and other risks are properly managed at both the transaction and portfolio levels;
- the management of risk, both financial and non-financial, conducted through operational and administrative control systems including the operation of the Group Audit Committee; review of key results (against forecasts), operational statistics and policy compliance; and
- the review of financial performance by analysis against approved budgets and analysis of variations in key non-financial measures.

執行委員會及風險管理及合規委員會被委任監察及領導由集團風險部和各功能委員會主導管理及處理的不同類型風險。

The Executive Committee and the RMCC have been delegated the authority to oversee and guide the management of different risks which are more particularly managed and dealt with by Group Risk Division and different functional committees.

**(乙) 集團風險部****(b) Group risk function**

本集團的獨立風險部負責確保本集團整體的政策訂定和權責。集團風險部監察並透過風險管理及合規委員會和執行委員會向董事會匯報集團風險狀況，制定金融風險和資料完整性的管理標準，及確保在產品策劃和定價的過程中，充份考慮財務方面的風險。集團風險部審閱和管理所有本集團的信貸及風險政策，包括對新市場、經濟行業、組織、信貸產品和令本集團產生信貸與相關風險的財務工具的核定。在決定信貸及風險政策時，集團風險部會考慮香港金管局制定的指引、業務方向及經風險調整的業務表現。

The independent Group Risk function is responsible for ensuring that policies and mandates are established for the Group as a whole. Group Risk Division monitors and reports the Group risk positions to the Board via the RMCC and the Executive Committee, sets standards for the management of financial risks and data integrity and ensures that the financial risks are fully considered in the product planning and pricing process. Group Risk Division reviews and manages all credit and risk exposure policies for the Group including the approval of exposures to new markets, economic sectors, organisations, credit products and financial instruments which expose the Group to different types of risks. In determining risk policies, Group Risk Division takes into account the guidelines established by the HKMA, business direction, and risk adjusted performance of each business.

## 未經審核補充財務資料

# UNAUDITED SUPPLEMENTARY FINANCIAL INFORMATION

(以港幣千元位列示)

(Expressed in thousands of Hong Kong dollars)

## 6. 風險管理 (續)

### (乙) 集團風險部 (續)

本集團風險管理的專業知識持續提升借貸組合的整體質素，並促使本集團能應付改變中的監管要求和有信心地掌握與授信相關的風險和回報。

在集團風險部主管領導下，本集團持續發展其風險管理能力，並增加專注風險策略對風險和報酬及資本回報的影響。本集團在面對日常業務管理不同形式的風險時會採用一系列的風險管理和分析工具。此等工具亦持續地在被改良和提升以配合不斷改變的業務需要和監管機構的要求。

### (丙) 信貸委員會

本集團設有集團信貸委員會負責批核重大的信貸風險額度。信貸管理委員會與財資及投資風險委員會為分別對貸款及財資業務負責核定和建議其政策、額度和風險控制權責之功能委員會。為支援業務而成立的信貸風險功能只向集團風險部匯報。

### (丁) 信貸風險

#### (i) 信貸風險承擔

標準普爾評級服務公司(「標準普爾」)、穆迪投資者服務公司(「穆迪投資」)及惠譽國際信用評級有限公司皆為本集團採用之外部信用評估機構(「信用評估機構」)以評估對銀行、主權機構、公營單位及集團投資計劃之信貸風險承擔，及證券化類別風險承擔和未合資格定為監管零售風險承擔之法團風險承擔。

本集團遵循《銀行業(資本)規則》第4部份規定之程序，配對銀行賬內之風險承擔與信用評估機構之發行人評級。

## 6. RISK MANAGEMENT (Continued)

### (b) Group risk function (Continued)

The Group's risk management expertise continues to advance the overall quality of the Group's lending portfolios, and enables the Group to meet the changing regulatory requirements and enter into credit exposures with the confidence that it understands the associated risks and rewards.

The Group continues to evolve its risk management capabilities under the aegis of the Head of Group Risk Division, with increasing focus of its risk strategy on risk and reward and returns on capital. The Group uses a range of risk measurement and analytical tools in its management of various risks which it faces in its day-to-day businesses and these are continually being enhanced and upgraded to reflect the ever-changing business needs and the requirements of the regulators.

### (c) Credit committees

The Group has a Group Credit Committee for approving major credit limits. The Credit Management Committee and the Treasury & Investment Risk Committee are the functional committees responsible for approving and recommending policies, limits and mandates for risk control in loans and treasury business respectively. The credit risk function, while set up to support the business areas, reports solely to the Group Risk Division.

### (d) Credit risk

#### (i) Credit risk exposures

Standard & Poor's Ratings Services ("Standard & Poor's"), Moody's Investors Services ("Moody's") and Fitch Ratings are the external credit assessment institutions ("ECAIs") that the Group uses for the assessment of its credit risk exposures to banks, sovereigns, public sector entities, and collective investment schemes as well as securitisation exposures and exposures to corporates that do not qualify as regulatory retail exposures.

The process it uses to map ECAI issuer ratings to exposures booked in its banking book follows the process prescribed in Part 4 of the Banking (Capital) Rules.

UNAUDITED SUPPLEMENTARY FINANCIAL INFORMATION

(以港幣千元位列示)

(Expressed in thousands of Hong Kong dollars)

6. 風險管理 (續)

6. RISK MANAGEMENT (Continued)

(丁) 信貸風險 (續)

(d) Credit risk (Continued)

(i) 信貸風險承擔 (續)

(i) Credit risk exposures (Continued)

2013年 風險類別	2013 Class of exposures	風險承擔 總額 Exposures	確認減低信用風險後 之風險承擔 Exposures after recognised credit risk mitigation		風險加權數額 Risk-weighted amounts		風險加權數 總額 Total risk- weighted amounts	受認可抵押品 保障之風險 承擔總額 Total exposure covered by recognised guarantees or recognised credit derivative contracts	受認可擔保 或認可 信貸衍生工具 合約保障之 風險承擔總額 Total exposure covered by recognised guarantees or recognised credit derivative contracts
			有評級 (註2) Rated (Note 2)	未有評級 (註3) Unrated (Note 3)	有評級 (註2) Rated (Note 2)	未有評級 (註3) Unrated (Note 3)			
本集團	The Group								
甲. 資產負債表內	A. On-balance sheet								
1. 主權機構	1. Sovereign	6,406,987	6,406,987	1,491,439	45,995	-	45,995	-	-
2. 公營單位	2. Public Sector Entity	710,688	1,789,779	44,119	357,956	8,824	366,780	-	118,333
3. 多邊發展銀行	3. Multilateral Development Bank	343,425	343,425	-	-	-	-	-	-
4. 銀行	4. Bank	24,748,866	23,935,678	1,622,170	9,334,578	324,434	9,659,012	-	-
5. 證券商	5. Securities firm	93,630	1,345	92,285	672	46,143	46,815	-	-
6. 法團	6. Corporate	66,504,502	18,443,880	42,654,896	12,227,133	42,308,241	54,535,374	4,299,867	1,185,333
7. 現金項目	7. Cash items	876,108	-	4,383,771	-	363,965	363,965	-	-
8. 監管零售	8. Regulatory retail	14,351,120	-	13,998,373	-	10,498,780	10,498,780	157,312	187,773
9. 住宅按揭	9. Residential mortgage loans	29,455,737	-	28,240,929	-	12,211,600	12,211,600	-	1,213,807
10. 其他未逾期 風險承擔	10. Other exposures which are not past due exposures	13,504,800	2,112,382	11,434,405	1,694,195	13,245,502	14,939,697	77,960	-
11. 逾期風險承擔	11. Past due exposures	147,811	-	147,811	-	179,815	179,815	28,567	17,589
乙. 資產負債表外	B. Off-balance sheet								
1. 除場外衍生 工具交易或 信貸衍生 工具合約外 之資產負債表 外風險承擔	1. Off-balance sheet exposures other than OTC derivative transactions or credit derivative contracts	3,735,920	8,529	3,727,391	1,706	2,472,870	2,474,576	193,743	-
2. 場外衍生工具 交易	2. OTC derivative transactions	2,301,192	1,431,638	869,554	534,990	853,584	1,388,574	3,651	38,764
於資本基礎扣減之 風險承擔	Exposures deducted from capital base	2,799,618							

# 未經審核補充財務資料

## UNAUDITED SUPPLEMENTARY FINANCIAL INFORMATION

(以港幣千元位列示)

(Expressed in thousands of Hong Kong dollars)

### 6. 風險管理 (續)

### 6. RISK MANAGEMENT (Continued)

#### (丁) 信貸風險 (續)

#### (d) Credit risk (Continued)

##### (i) 信貸風險承擔 (續)

##### (i) Credit risk exposures (Continued)

2012年 風險類別	2012 Class of exposures	風險承擔 總額 Total Exposures	確認減低信用風險後 之風險承擔 Exposures after recognised credit risk mitigation		風險加權數額 Risk-weighted amounts		風險加權數 總額 Total risk- weighted amounts	受認可抵押品 保障之風險 承擔總額 Total exposure covered by recognised guarantees or credit derivative contracts	受認可擔保 或認可 信貸衍生工具 合約保障之 風險承擔總額 Total exposure covered by recognised guarantees or credit derivative contracts
			有評級 (註2) Rated (Note 2)	未有評級 (註3) Unrated (Note 3)	有評級 (註2) Rated (Note 2)	未有評級 (註3) Unrated (Note 3)			
本集團	The Group								
甲. 資產負債表內	A. On-balance sheet								
1. 主權機構	1. Sovereign	8,891,706	8,891,706	1,047,468	27,660	-	27,660	-	-
2. 公營單位	2. Public Sector Entity	874,788	2,060,343	99,207	396,143	19,841	415,984	-	-
3. 多邊發展銀行	3. Multilateral Development Bank	462,237	462,237	-	-	-	-	-	-
4. 銀行	4. Bank	24,802,586	27,660,055	941,622	9,721,695	200,153	9,921,848	-	-
5. 證券商	5. Securities firm	101,031	-	101,031	-	50,516	50,516	-	-
6. 法團	6. Corporate	52,481,210	14,653,095	31,278,165	9,723,866	31,238,963	40,962,829	5,851,443	902,395
7. 現金項目	7. Cash items	1,225,853	-	3,169,128	-	293,847	293,847	-	-
8. 監管零售	8. Regulatory retail	13,038,594	-	12,775,407	-	9,581,555	9,581,555	125,530	145,073
9. 住宅按揭	9. Residential mortgage loans	26,580,716	-	25,331,439	-	11,637,895	11,637,895	-	1,249,277
10. 其他未逾期 風險承擔	10. Other exposures which are not past due exposures	18,697,917	4,372,427	14,313,312	4,372,426	14,313,313	18,685,739	12,178	-
11. 逾期風險承擔	11. Past due exposures	142,991	-	142,991	-	199,102	199,102	25,232	967
乙. 資產負債表外	B. Off-balance sheet								
1. 除場外衍生 工具交易或 信貸衍生 工具合約外 之資產負債表 外風險承擔	1. Off-balance sheet exposures other than OTC derivative transactions or credit derivative contracts	3,504,354	8,528	3,495,826	1,706	2,588,162	2,589,868	157,805	-
2. 場外衍生工具 交易	2. OTC derivative transactions	2,090,567	1,474,688	615,879	549,999	598,774	1,148,773	-	25,464
於資本基礎扣減之 風險承擔	Exposures deducted from capital base	1,827,318							

UNAUDITED SUPPLEMENTARY FINANCIAL INFORMATION

(以港幣千元位列示)

(Expressed in thousands of Hong Kong dollars)

6. 風險管理 (續)

6. RISK MANAGEMENT (Continued)

(丁) 信貸風險 (續)

(d) Credit risk (Continued)

(i) 信貸風險承擔 (續)

(i) Credit risk exposures (Continued)

註:

Note:

- (1) 本金數額或信貸等值數額 (如適用, 扣除個別評估減值準備)。
- (2) 包括擁有信用評估機構特定發行評級之風險承擔及推斷評級之風險承擔 (即未有評級機構特定發行評級之風險承擔, 但其於資本規則確認之風險加權值乃參考配予債務人有關風險承擔之信用評估機構發行人評級或該債務人其他風險承擔之信用評估機構發行之評級)。
- (3) 未有評級機構配予評級或推斷評級之風險承擔。

- (1) principal amount or credit equivalent amount, as applicable, net of individually assessed impairment allowances.
- (2) including exposures with ECAI issue-specific rating and exposures which have an inferred rating (i.e. exposures which do not have an issue-specific rating but whose risk-weights are determined under the Capital Rules by reference to an ECAI issuer rating assigned to the obligor of the exposure or to an ECAI issue rating of any other exposures of the obligor).
- (3) exposures which do not have ECAI issue-specific rating, nor inferred rating.

(ii) 交易對手信貸風險承擔

(ii) Counterparty credit risk exposures

本集團嚴謹控制其銀行賬或買賣賬內之場外(「場外」)衍生交易、回購形式交易及信貸衍生交易合約等持倉淨額之年期和未結算餘額的額度。與此等合約有關之信貸風險承擔主要是其公平值(如利於本集團之市場估值正數值), 該信貸風險承擔連同因市場變動之潛在風險承擔被視為授予交易對手的整體借貸額度之一部份而管理。此等信貸風險承擔一般無抵押品或其他擔保。

The Group exercises strict control limits in tenor and outstanding amounts on net open positions arising from over-the-counter (“OTC”) derivative transactions, repo-style transactions and credit derivative contracts booked in its banking book or trading book. The credit risk exposures associated with these contracts are predominantly their fair values (i.e. the positive marked-to-market values favourable to the Group). These credit risk exposures together with potential exposures from market movements are managed as part of the overall lending limits allowed to counterparties. Collateral or other security is generally not obtained for such credit risk exposures.

結算風險在支付現金或交收證券或股票並預期可收回有關現金或證券或股票時產生。本集團為各交易對手就一日期結算總額設定每天結算額度以減低結算風險。本集團亦簽訂淨額結算安排, 及於適當時按收款交付基準結算。

Settlement risk arises in situations where a payment in cash or a delivery of securities or equities is made in expectation of a corresponding receipt in cash, securities or equities. To mitigate settlement risk, daily settlement limits are established for individual counterparty on the aggregate of all settlements on a day. The Group will also enter into netting arrangements and make settlement on the basis of delivery against payment as appropriate.

## 未經審核補充財務資料

# UNAUDITED SUPPLEMENTARY FINANCIAL INFORMATION

(以港幣千元位列示)

(Expressed in thousands of Hong Kong dollars)

### 6. 風險管理 (續)

### 6. RISK MANAGEMENT (Continued)

#### (丁) 信貸風險 (續)

#### (d) Credit risk (Continued)

##### (ii) 交易對手信貸風險承擔 (續)

##### (ii) Counterparty credit risk exposures (Continued)

下表概述本集團源自場外衍生交易之主要信貸風險承擔。

The following table summarises the Group's main credit exposures arising from OTC derivative transactions.

		2013年	2012年
		12月31日	12月31日
		At	At
		31 December	31 December
場外衍生交易	OTC derivative transactions	2013	2012
集團	Group		
公平值正數值總額	Gross total positive fair value	760,123	639,631
信貸等值數額	Credit equivalent amount	2,301,193	2,090,569
認可抵押品價值，按類別	Value of recognised collateral by type		
– 存款	– Deposits	52,737	21,244
風險加權數額	Risk weighted amounts	1,388,573	1,148,773

UNAUDITED SUPPLEMENTARY FINANCIAL INFORMATION

(以港幣千元位列示)

(Expressed in thousands of Hong Kong dollars)

6. 風險管理 (續)

6. RISK MANAGEMENT (Continued)

(丁) 信貸風險 (續)

(d) Credit risk (Continued)

(ii) 交易對手信貸風險承擔 (續)

(ii) Counterparty credit risk exposures (Continued)

下表概述信貸等值數額或信貸風險淨額及風險加權數額之分析。

An analysis of the credit equivalent amounts or net credit exposures, and the risk-weighted amount is summarised as follows.

		2013年 12月31日 At 31 December 2013	2012年 12月31日 At 31 December 2012
場外衍生交易	OTC derivative transactions		
集團	Group		
名義數額：	Notional amounts:		
— 銀行	— Banks	76,279,835	83,163,451
— 法團	— Corporates	33,038,898	22,387,850
— 其他	— Others	1,013,013	531,390
		<u>110,331,746</u>	<u>106,082,691</u>
信貸等值數額／ 信貸風險淨額：	Credit equivalent amounts/net credit exposures:		
— 銀行	— Banks	1,416,017	1,457,597
— 法團	— Corporates	762,823	503,710
— 其他	— Others	122,353	129,262
		<u>2,301,193</u>	<u>2,090,569</u>
風險加權數額：	Risk-weighted amounts:		
— 銀行	— Banks	527,179	539,517
— 法團	— Corporates	751,285	487,608
— 其他	— Others	110,109	121,648
		<u>1,388,573</u>	<u>1,148,773</u>

於2013年12月31日及2012年12月31日，並無源自回購形式交易及信貸衍生交易合約之信貸風險。

There were no credit exposures arising from repo-style transactions and credit derivative contracts at 31 December 2013 and 31 December 2012.

**6. 風險管理 (續)**

**(丁) 信貸風險 (續)**

*(iii) 減低信貸風險*

本集團採用之減低信貸風險方式一般為《銀行業(資本)規則》認可以減少資本加權價值之方式。收取之抵押品類別普遍為現金存款、不動產物業及的士和公共小巴經營牌。就某些類別之客戶貸款，本集團亦信賴政府、公營單位及配有可接受信貸評級法團等發出之擔保。

用作抵押品之不動產物業在授出貸款前將被評估。問題客戶之抵押物業，公開市場價值將最少每6個月估值一次。就已收回之物業抵押品，本集團之政策為按可行情況下盡快出售。

**(戊) 市場風險**

本集團面對不同類別之市場風險。所採用之風險管理政策及程序細節於財務報表附註3.3內詳述。

**(己) 資產證券化**

本集團採用標準(證券化)計算法按巴塞爾協定III基礎及巴塞爾協定II基礎分別計算2013年12月31日及2012年12月31日之證券化資產信貸風險。標準普爾及穆迪投資為本集團就各個別及全部類別之證券化風險承擔所採用之信用評估機構。

本集團之證券化風險敞口為本集團作為投資者並由第三方投資經理人所管理之結構性投資工具。該投資分類為於集團銀行賬中指定以公平值計量且其變動計入損益的金融資產，並自2007年起被評定為已減值。於2013年12月31日，按從投資經理人獲得之報價，該投資以票面值之5.50% (2012年：2.30%)的剩餘價值列賬。

**6. RISK MANAGEMENT (Continued)**

**(d) Credit risk (Continued)**

*(iii) Credit risk mitigation*

The credit risk mitigation techniques used by the Group are generally those recognised by the Banking (Capital) Rules for reduced capital weighting. Common types of collateral obtained are cash deposits, real estate properties, as well as taxi and public light bus medallion. For certain types of advances to customers, the Group also places reliance on guarantees issued by governments, public sector entities and corporates with acceptable credit rating.

Real estate properties taken as collateral are evaluated before the loan can be drawn. For property collateral supporting problem accounts, their open market values are appraised at least every six months. For property collateral that has been repossessed, the Group's policy is to arrange for realisation as soon as practicable.

**(e) Market risk**

The Group is exposed to various types of market risk. Details of the risk management policies and procedures adopted are set out in Note 3.3 to the financial statements.

**(f) Asset securitisation**

The Group uses the standardised (securitisation) approach to calculate the credit risk for securitisation exposures as at 31 December 2013 and 31 December 2012 on Basel III and Basel II basis respectively. Standard & Poor's and Moody's are the ECAs that the Group has used in relation to each and all classes of the securitisation exposures below.

The asset securitisation exposures of the Group represented investment in structured investment vehicles managed by third party portfolio managers and in which the Group is an investor. The investment is classified as a financial asset designated at fair value through profit or loss in the Group's banking book and has been assessed as impaired since 2007. It is carried at a residual value of 5.50% (2012: 2.30%) of the par value as at 31 December 2013 based on price quote obtained from the investment manager.

UNAUDITED SUPPLEMENTARY FINANCIAL INFORMATION

(以港幣千元位列示)

(Expressed in thousands of Hong Kong dollars)

6. 風險管理 (續)

6. RISK MANAGEMENT (Continued)

(己) 資產證券化 (續)

(f) Asset securitisation (Continued)

2013年 集團	2013 Group	未償還 餘額 Outstanding amounts	風險加權 數額 配予1250% 風險權重 Risk-weighted amount – at 1250% risk weight	資本規定 Capital requirements	普通股權一級資本 Common Equity Tier 1 Capital	二級資本 Tier 2 Capital
證券化 風險承擔 巴塞爾協定III基礎	Securitisation exposures Basel III basis				風險承擔扣減自 Exposures deducted from	
證券化合成 – 結構性投資工具	Synthetic securitisations – Structured investment vehicles	4,247	53,088	4,247	–	–
2012年 集團	2012 Group					
證券化 風險承擔 巴塞爾協定II基礎	Securitisation exposures Basel II basis	未償還 餘額 Outstanding amounts	風險加權 數額 Risk- weighted amount	資本規定 Capital requirements	風險承擔扣減自 Exposures deducted from	
證券化合成 – 結構性投資工具	Synthetic securitisations – Structured investment vehicles	23,524	–	–	11,762	11,762

(庚) 銀行賬之股權風險

(g) Equity exposures in banking book

本集團於增購初始時區分權益投資為持作策略目的或持作資本增值目的。認為持作資本增值目的之權益投資須經嚴謹之投資分析及須依循股票挑選、市場流通性、估值、持盤限額和管理層行動觸發額等之內部指引，及財資部政策手冊內列明之其他不同監控指引作評估。所持權益投資按市場買價基準估值。

The Group distinguishes its equity holdings between those taken for strategic reasons and those taken for capital appreciation purposes at inception of the acquisition. Equity holdings identified for capital appreciation purpose is evaluated based on rigorous investment analysis and is subject to internal guidelines on stock selection, marketability, valuation, position limit, management action trigger, and various other control guidelines specified in the Treasury Policy Manual. Listed equity holdings are valued on the basis of market bid prices.

# 未經審核補充財務資料

## UNAUDITED SUPPLEMENTARY FINANCIAL INFORMATION

(以港幣千元位列示)

(Expressed in thousands of Hong Kong dollars)

### 6. 風險管理 (續)

### 6. RISK MANAGEMENT (Continued)

#### (庚) 銀行賬之股權風險 (續)

#### (g) Equity exposures in banking book (Continued)

集團	Group	2013	2012
出售/套現而變現之收益	Realised gains from sales/liquidations	64,497	12,950
未變現之重估收益	Unrealised revaluation gains		
– 已包含在儲備但無確認於收益賬之數額	– Amount included in reserves but not through income statement	79,128	83,935

#### (辛) 銀行賬之利率風險

#### (h) Interest rate risk exposures in banking book

2013年	2013	貨幣				合計
		港元	美元	歐元	其他	
		HK\$	US\$	EUR	Others	Total
利率風險衝擊	Interest rate risk					
上升200點子	shock +200 pips					
– 盈利(減少)/增加	– (Decline)/Increase in earnings	(12,000)	(182,000)	1,000	(120,000)	(313,000)
2012年	2012	貨幣				合計
		港元	美元	歐元	其他	
		HK\$	US\$	EUR	Others	Total
利率風險衝擊	Interest rate risk					
上升200點子	shock +200 pips					
– 盈利(減少)/增加	– (Decline)/Increase in earnings	(112,000)	32,000	(1,000)	(143,000)	(224,000)

#### (壬) 操作風險

#### (i) Operational risk

本集團透過一個管理架構管理操作風險，包括高層管理人員，一獨立風險管理小組，及來自各業務和支援部門之操作風險人員，並透過一系列操作風險政策、風險工具箱、操作風險事件申報及紀錄系統，及自我評估監控和主要風險指標工具運作。連同設立一個良好內部監控系統，操作風險可充分地認明、評估、監控及減低。為能向集團內各階層清晰地傳達該操作風險架構，認知和訓練課程不時舉行。

The Group manages its operational risk through a management structure comprising members of senior management, an independent risk management team and operational risk officers from each business and support function, and operating through a set of operational risk policies, risk tool-kits, operational risk incident reporting and tracking system, and control self assessment and key risk indicator tools. Together with a well established internal control system, operational risk can be adequately identified, assessed, monitored and mitigated. To allow the operational risk framework to be clearly communicated to all levels within the Group, awareness and training programs are conducted from time to time.

## UNAUDITED SUPPLEMENTARY FINANCIAL INFORMATION

(以港幣千元位列示)

(Expressed in thousands of Hong Kong dollars)

**6. 風險管理 (續)****6. RISK MANAGEMENT (Continued)****(王) 操作風險 (續)****(i) Operational risk (Continued)**

為減低系統失靈或災難對本集團業務之影響，本集團已設定備用場地、操作復元政策及計劃，並對所有主要業務及支援部門進行測試。

To minimise the impact on the Group's business in the event of system failure or disasters, back-up sites and operation recovery policies and plans have been established and tested for all critical business and operations functions.

外部及內部審核師亦定期對內部監控系統作獨立審閱以支撐操作風險架構。本集團之風險管理及合規委員會全面監察操作風險管理之表現及有效性。

Operational risk framework is also supported by periodic independent reviews of internal control systems by external and internal auditors. The Group's Risk Management and Compliance Committee have an overall oversight of the performance and effectiveness of operational risk management.

**(癸) 聲譽風險****(j) Reputation risk**

本集團透過維持以下一系列措施管理聲譽風險：以強調內部監控、風險管理和合規的重要性來提升企業管治及管理層監察達至高水平，以及維持有效政策及程序；提供適當之員工培訓及監督；妥善處理客戶之投訴或不滿；以及沿用穩當之商業慣例。本集團就所有範疇設定標準並制訂政策及程序，以減低聲譽風險或受損之機會。

The Group manages reputation risk through upholding a high standard of corporate governance and management oversight, maintenance of effective policies and procedures with emphasis on internal control, risk management and compliance; proper staff training and supervision; proper handling of customer complaints or dissatisfaction; and adherence to sound business practices. Standards are set and policies and procedures are established by the Group in all areas, which operate to reduce vulnerability to reputation risk.

**(子) 策略性風險****(k) Strategic risk**

董事會在高層管理人員之協助下直接負責管理策略性風險。董事制訂與本集團企業使命一致之策略性目標以及主要方針，確保制訂業務策略以實踐該等目標。監督策略發展及執行以確保其與本集團之策略性目標一致，並檢討業務表現，適當調配資源以達成本集團之目標，以及授權管理層人員採取適當措施以減低風險。

The Board of Directors, assisted by senior management, is directly responsible for the management of strategic risk. Directors formulate the strategic goals and key direction of the Group in line with the Group's corporate mission, ensure business strategies are developed to achieve these goals, oversee the strategic development and implementation to secure compatibility with the Group's strategic goals, review business performance, deploy proper resources to achieve the Group's objectives, and authorise management to take appropriate actions to mitigate risks.

**(丑) 符合巴塞爾協定 III 資本及流動性準則****(l) Compliance with the Basel III Capital and Liquidity Standards**

自從經修訂之資本充足框架(即巴塞爾協定 II)於 2007 年 1 月生效以後，大新銀行採納標準法計算信貸風險及市場風險，及採納基本指標法計算操作風險。此等均為《銀行業(資本)規則》內列明之認可方法。據此，本集團已全面檢查其系統及管理以符合該等方法要求之標準。

Since the revised capital adequacy framework known as Basel II has become effective from January 2007, DSB has adopted the standardised approach for credit risk and market risk, and the basic indicator approach for operational risk. These are the default approaches as specified in the Banking (Capital) Rules. Accordingly, the Group has overhauled its systems and controls in order to meet the standards required for these approaches.

## 未經審核補充財務資料

# UNAUDITED SUPPLEMENTARY FINANCIAL INFORMATION

(以港幣千元位列示)

(Expressed in thousands of Hong Kong dollars)

## 6. 風險管理 (續)

### (丑) 符合巴塞爾協定 III 資本及流動性準則 (續)

香港金管局於2013年4月頒佈《2013年銀行業(資本)(修訂)規則》及於2012年12月頒佈《監管檢討程序》之經修訂之監管政策手冊CA-G-5，藉以實施經修訂之國際資本準則，即一般所指之「巴塞爾協定III」規則。經修訂之資本準則及相關監管規定自2013年1月1日起對香港本地註冊認可機構生效。大新銀行已提升其資本管理及報告和披露框架以符合新的規定。

同時巴塞爾協定III流動性準則即將自2015年1月1日在香港實施。就此而言，本集團已密切留意監管框架之發展以確保準備就緒符合新規定。

### (寅) 推出新產品或服務

集團風險政策內之新產品審批程序對每個新產品或服務之推出作出規定，要求有關業務部門及包括集團風險部在內之支援部門在推出前必須審閱關鍵的規定、風險評估及資源分配方案。倘新產品或服務可能對本集團之風險面貌有重大影響，則必須在推出前向董事會或其授權之委員會呈報。本集團之內部審核處會進行定期的獨立審閱及查核，以確保有關單位遵從新產品審批程序。

### (卯) 審核處的角色

本集團之審核處是一個獨立、客觀及顧問性質的部門，集中於改進和維持本集團業務及後勤部門良好的內部控制。該處向一獨立非執行董事所主持的集團審核委員會作出功能上的匯報。審核處處理各類不同形式的內部控制活動，例如合規性審計、操作和系統覆查以確保本集團控制系統的完整性、效率和有效性。

## 6. RISK MANAGEMENT (Continued)

### (l) Compliance with the Basel III Capital and Liquidity Standards (Continued)

To implement the revised international capital standards commonly referred to as the “Basel III” rules, the HKMA has published in April 2013 the Banking (Capital) (Amendment) Rules 2013 and revised Supervisory Policy Manual (“SPM”) CA-G-5 on “Supervisory Review Process” in December 2012. The revised capital standards and related regulatory requirements have come into force for all locally incorporated authorized institutions in Hong Kong starting from 1 January 2013. DSB has enhanced its capital management and reporting framework as well as disclosures for meeting the new requirements.

Also forthcoming is the implementation of Basel III liquidity standards in Hong Kong from 1 January 2015. In this regard, the Group has been keeping track closely with the development in the regulatory framework to ensure readiness to comply with the new requirements.

### (m) Launch of new product or service

The launch of every new product or service is governed by the New Product Approval process stipulated under the Group Risk Policy which requires the relevant business and supporting units, including Group Risk Division, to review the critical requirements, risk assessment and resources plan before the launch. New products or services which could have a significant impact on the Group’s risk profile should be brought to the attention of the Board or its designated committee(s) before the launch. The Group’s Internal Audit function performs regular independent review and testing to ensure compliance by the relevant units in the new product approval process.

### (n) The role of Internal Audit

The Group’s Internal Audit Division is an independent, objective assurance and consulting unit, which is designed to focus on enhancing and sustaining sound internal control in all business and operational units of the Group. The Division reports functionally to the Group Audit Committee, which is chaired by an Independent Non-Executive Director. The Division conducts a wide variety of internal control activities such as compliance audits and operations and systems reviews to ensure the integrity, efficiency and effectiveness of the systems of control of the Group.

# 獨立核數師報告 INDEPENDENT AUDITOR'S REPORT

致大新銀行集團有限公司股東  
(於香港註冊成立的有限公司)

本核數師(以下簡稱「我們」)已審計列載於第69至251頁大新銀行集團有限公司(以下簡稱「貴公司」)及其附屬公司(統稱「貴集團」)的綜合財務報表,此綜合財務報表包括於2013年12月31日的綜合和公司財務狀況表與截至該日止年度的綜合收益賬、綜合全面收益表、綜合權益變動表和綜合現金流量結算表,以及主要會計政策概要及其他附註解釋資料。

## 董事就綜合財務報表須承擔的責任

貴公司董事須負責根據香港會計師公會頒佈的香港財務報告準則及香港《公司條例》編製綜合財務報表,以令綜合財務報表作出真實而公平的反映,及落實其認為編製綜合財務報表所必要的內部控制,以使綜合財務報表不存在由於欺詐或錯誤而導致的重大錯誤陳述。

## 核數師的責任

我們的責任是根據我們的審計對該等綜合財務報表作出意見,並按照香港《公司條例》第141條僅向整體股東報告,除此之外本報告別無其他目的。我們不會就本報告的內容向任何其他人士負責或承擔任何責任。

我們已根據香港會計師公會頒佈的香港審計準則進行審計。該等準則要求我們遵守道德規範,並規劃及執行審計,以合理確定綜合財務報表是否不存在任何重大錯誤陳述。

TO THE SHAREHOLDERS OF DAH SING BANKING GROUP LIMITED  
(Incorporated in Hong Kong with limited liability)

We have audited the consolidated financial statements of Dah Sing Banking Group Limited (the "Company") and its subsidiaries (together, the "Group") set out on pages 69 to 251, which comprise the consolidated and company statements of financial position as at 31 December 2013, and the consolidated income statement, the consolidated statement of comprehensive income, the consolidated statement of changes in equity and the consolidated statement of cash flows for the year then ended, and a summary of significant accounting policies and other explanatory information.

## DIRECTORS' RESPONSIBILITY FOR THE CONSOLIDATED FINANCIAL STATEMENTS

The directors of the Company are responsible for the preparation of consolidated financial statements that give a true and fair view in accordance with Hong Kong Financial Reporting Standards issued by the Hong Kong Institute of Certified Public Accountants, and the Hong Kong Companies Ordinance, and for such internal control as the directors determine is necessary to enable the preparation of consolidated financial statements that are free from material misstatement, whether due to fraud or error.

## AUDITOR'S RESPONSIBILITY

Our responsibility is to express an opinion on these consolidated financial statements based on our audit and to report our opinion solely to you, as a body, in accordance with section 141 of the Hong Kong Companies Ordinance and for no other purpose. We do not assume responsibility towards or accept liability to any other person for the contents of this report.

We conducted our audit in accordance with Hong Kong Standards on Auditing issued by the Hong Kong Institute of Certified Public Accountants. Those standards require that we comply with ethical requirements and plan and perform the audit to obtain reasonable assurance about whether the consolidated financial statements are free from material misstatement.

### 核數師的責任 (續)

審計涉及執行情序以獲取有關綜合財務報表所載金額及披露資料的審計憑證。所選定的程序取決於核數師的判斷，包括評估由於欺詐或錯誤而導致綜合財務報表存在重大錯誤陳述的風險。在評估該等風險時，核數師考慮與該公司編製綜合財務報表以作出真實而公平的反映相關的內部控制，以設計適當的審計程序，但目的並非對公司內部控制的有效性發表意見。審計亦包括評價董事所採用會計政策的合適性及作出會計估計的合理性，以及評價綜合財務報表的整體列報方式。

我們相信，我們所獲得的審計憑證能充足和適當地為我們的審計意見提供基礎。

### 意見

我們認為，該等綜合財務報表已根據香港財務報告準則真實而公平地反映貴公司及貴集團於2013年12月31日的事務狀況，及貴集團截至該日止年度的利潤及現金流量，並已按照香港《公司條例》妥為編製。

羅兵咸永道會計師事務所  
執業會計師

香港，2014年3月26日

### AUDITOR'S RESPONSIBILITY (Continued)

An audit involves performing procedures to obtain audit evidence about the amounts and disclosures in the consolidated financial statements. The procedures selected depend on the auditor's judgement, including the assessment of the risks of material misstatement of the consolidated financial statements, whether due to fraud or error. In making those risk assessments, the auditor considers internal control relevant to the entity's preparation of consolidated financial statements that give a true and fair view in order to design audit procedures that are appropriate in the circumstances, but not for the purpose of expressing an opinion on the effectiveness of the entity's internal control. An audit also includes evaluating the appropriateness of accounting policies used and the reasonableness of accounting estimates made by the directors, as well as evaluating the overall presentation of the consolidated financial statements.

We believe that the audit evidence we have obtained is sufficient and appropriate to provide a basis for our audit opinion.

### OPINION

In our opinion, the consolidated financial statements give a true and fair view of the state of affairs of the Company and of the Group as at 31 December 2013, and of the Group's profit and cash flows for the year then ended in accordance with Hong Kong Financial Reporting Standards and have been properly prepared in accordance with the Hong Kong Companies Ordinance.

PricewaterhouseCoopers  
Certified Public Accountants

Hong Kong, 26 March 2014

主要附屬銀行－分行分佈表  
MAJOR BANKING SUBSIDIARIES – LISTS OF BRANCHES

分行 Branch	地址 Address	電話 Tel	傳真 Fax
<b>大新銀行有限公司</b> <b>Dah Sing Bank, Limited</b>			
<b>香港島分行</b> <b>Hong Kong Island Branches</b>			
香港仔分行 Aberdeen	香港仔湖北街20號 20 Wu Pak Street, Aberdeen	2554 5463	2554 0843
金鐘海富中心分行 Admiralty Centre	夏慤道18號海富中心商場一樓10號舖 Shop No. 10, 1st Floor of the Podium, Admiralty Centre, No. 18 Harcourt Road	3110 1886	3110 2818
銅鑼灣分行 Causeway Bay	銅鑼灣軒尼詩道482號 482 Hennessy Road, Causeway Bay	2891 2201	2591 6037
中區分行 Central	德輔道中19號環球大廈 Worldwide House, 19 Des Voeux Road Central	2521 8134	2526 9427
炮台山分行 Fortress Hill	英皇道293-299號璇宮大廈地下15-22號舖及地庫 Shop No.15-22, G/F and basement, Empire Apartments, Nos. 293-299 King's Road	2922 3389	2887 7604
告士打道分行 Gloucester Road	告士打道108號大新金融中心地下 G/F, Dah Sing Financial Centre, 108 Gloucester Road	2507 8866	2507 8654
跑馬地分行 Happy Valley	跑馬地毓秀街13號金毓大廈地下A號舖 Shop A, G/F, Kam Yuk Mansion, No. 13 Yuk Sau Street, Happy Valley	2572 0708	2572 0718
杏花邨分行 Heng Fa Chuen	柴灣盛泰街100號杏花邨杏花新城地下G59號 Unit G59, G/F, Heng Fa Chuen Paradise Mall, 100 Shing Tai Road, Chaiwan	2558 7485	2889 2520
莊士敦道分行 Johnston Road	灣仔莊士敦道164號 164, Johnston Road, Wanchai	2572 8849	2891 3743
北角分行 North Point	英皇道433-437號珠璣大廈 Chu Kee Building, 433-437 King's Road	2561 8241	2811 4474
筲箕灣分行 Shaukiwan	筲箕灣道57-87號太安樓地下G8號舖 Shop G8, G/F, Tai On Building, 57-87 Shaukiwan Road	2568 5271	2567 5904
石塘咀分行 Shek Tong Tsui	皇后大道西443-453號地下15-16號舖 Shop No. 15-16, G/F, 443-453 Queen's Road West	2857 7473	2108 4539
上環分行 Sheung Wan	上環德輔道中288號易通商業大廈地下B2號舖連一樓B室 G/F & 1/F, No. 288 Des Voeux Road Central, Sheung Wan	2851 6281	2581 2216
太古城分行 Taikoo Shing	太古城太裕路1號安盛台地下501號舖 Shop No. G501, On Shing Terrace, No. 28 Taikoo Shing Road & No. 1-9 Tai Yue Avenue, Taikoo Shing	2884 4802	2884 3151

# 主要附屬銀行－分行分佈表

## MAJOR BANKING SUBSIDIARIES – LISTS OF BRANCHES

分行 Branch	地址 Address	電話 Tel	傳真 Fax
<b>大新銀行有限公司</b>			
<b>Dah Sing Bank, Limited</b>			
<b>九龍區分行</b>			
<b>Kowloon Branches</b>			
開源道分行 Hoi Yuen Road	觀塘開源道62號駱駝漆大廈第一座地下A2舖 Portion 2 of Factory A, G/F, Block 1, Camelpaint Buildings, 62 Hoi Yuen Road, Kwun Tong	2191 8103	2191 8723
紅磡分行 Hungghom	紅磡蕪湖街28號昌隆閣地下3及4號舖一樓2號舖及二樓3號舖 Shop No. 3 and 4 on G/F, Shop No. 2 on 1/F and Shop No. 3 on 2/F, Cheron Court, 28 Wuhu Street, Hungghom	2365 8110	2363 5917
佐敦分行 Jordan	佐敦彌敦道335號 335 Nathan Road, Jordan	2385 0161	2782 0993
觀塘分行 Kwun Tong	觀塘康寧道45號宜安中心地下7-9號舖 Shop Nos. 7-9, G/F, Yee On Centre, 45 Hong Ning Road, Kwun Tong	2389 3911	2389 8239
樂富分行 Lok Fu	橫頭磡樂富廣場一樓1101至1102號舖 Shop Nos. 1101 and 1102, 1/F, Lok Fu Plaza, Wang Tau Hom	2337 6300	2337 6922
美孚新邨分行 Mei Foo Sun Chuen	美孚新邨五期蘭秀道10A地下N26E及F號舖 Shop No. N26E & F, G/F, 10A Nassau Street, Stage V Mei Foo Sun Chuen	2370 2660	2370 2006
旺角分行 Mongkok	旺角彌敦道697號 697 Nathan Road, Mongkok	2394 4261	2391 9104
深水埗分行 Shamshuipo	深水埗福榮街124號地下 G/F, 124 Fuk Wing Street, Shamshuipo	2361 0951	2958 0985
德福花園分行 Telford Gardens	九龍灣德福廣場一期二樓F5A-F6A號 Units F5A-F6A, Level 2, Telford Plaza I, Kowloon Bay	2927 4130	2755 4967
土瓜灣分行 Tokwawan	土瓜灣道237A號益豐大廈 I-Feng Mansion, 237A Tokwawan Road	2365 9035	2363 5696
將軍澳分行 Tseung Kwan O	將軍澳唐俊街9號PopCorn商場地下層G58號商舖 Shop G58, G/F, PopCorn, Tong Chun Street, Tseung Kwan O	2752 1223	2752 1098
將軍澳 新都城中心分行 Tseung Kwan O Metro City Plaza	將軍澳新都城中心第三期一樓127號舖 Shop 127, Level 1, Metro City Plaza III, Tseung Kwan O	2927 2101	2702 2305
尖沙咀分行 Tsimshatsui	尖沙咀彌敦道66-70號金冠大廈 Golden Crown Court, 66-70 Nathan Road, Tsimshatsui	2366 9121	2311 1491

## 主要附屬銀行－分行分佈表

### MAJOR BANKING SUBSIDIARIES – LISTS OF BRANCHES

分行 Branch	地址 Address	電話 Tel	傳真 Fax
<b>大新銀行有限公司</b>			
<b>Dah Sing Bank, Limited</b>			
<b>九龍區分行</b>			
<b>Kowloon Branches</b>			
黃大仙分行 Wong Tai Sin	黃大仙正德街103號黃大仙中心地下G3C號舖 Shop No. G3C, Ground Floor, Wong Tai Sin Plaza, Wong Tai Sin	2326 5165	2350 0894
油麻地分行 Yaumatei	油麻地彌敦道561號 561 Nathan Road, Yaumatei	2782 1339	2385 9285
<b>大新銀行有限公司</b>			
<b>Dah Sing Bank, Limited</b>			
<b>新界區分行</b>			
<b>New Territories Branches</b>			
長發分行 Cheung Fat	青衣担杆山路6號長發廣場三樓302A及302B號舖 Shop Nos. 302A-302B, Level 3, Cheung Fat Plaza, 6 Tam Kon Shan Road, Tsing Yi	2436 1866	2436 1505
葵芳分行 Kwai Fong	葵涌興芳路177號葵芳邨葵芳廣場一樓116號 Shop No. 116, First Floor, Kwai Fong Plaza, Kwai Fong Estate, 177 Hing Fong Road, Kwai Chung	2487 8033	2489 1253
馬鞍山廣場分行 Ma On Shan Plaza	馬鞍山西沙路608號馬鞍山廣場三樓335號舖 Shop 335 on Level 3, Ma On Shan Plaza, 608 Sai Sha Road, Ma On Shan	2929 4137	2633 3432
青衣城分行 Maritime Square	青衣青敬路33號青衣城108 D-E號舖 Shop 108 D-E, Maritime Square, 33 Tsing King Road, Tsing Yi	2435 1368	2435 1582
海趣坊分行 Ocean Walk	屯門湖翠路168-236號海趣坊93-95號舖 Shop 93-95, Ocean Walk, 168-236 Wu Chui Road, Tuen Mun	2404 6931	2404 7130
沙田分行 Shatin	沙田好運中心地下9號舖 Shop 9, G/F, Lucky Plaza, Shatin	2606 3533	2601 2413
沙咀道分行 Sha Tsui Road	荃灣沙咀道288號地下 G/F, No. 288 Sha Tsui Road, Tsuen Wan	2615 1510	2615 1099
上水分行 Sheung Shui	上水新豐路55-59號兆啟樓地下B號舖 Shop B, G/F, Siu Kai House, 55-59 San Fung Avenue, Sheung Shui	2671 5030	2672 1533
大埔分行 Tai Po	大埔安泰路1號大埔廣場地下53號及54號舖 Units 53-54 on Level 1, Tai Po Plaza, No.1 On Tai Road, Tai Po	2667 2588	2664 3637
大圍分行 Tai Wai	沙田大圍道55-56號積輝街14-18號金禧花園地下1及2號舖 Shops 1 and 2 on Ground Floor, Grandeur Garden, 14-18 Chik Fai Street, 55-56 Tai Wai Road, Shatin	2691 1272	2606 1531

## 主要附屬銀行－分行分佈表 MAJOR BANKING SUBSIDIARIES – LISTS OF BRANCHES

分行 Branch	地址 Address	電話 Tel	傳真 Fax
<b>大新銀行有限公司</b> <b>Dah Sing Bank, Limited</b>			
<b>新界區分行</b> <b>New Territories Branches</b>			
天水圍頌富分行 Tin Shui Wai Chung Fu	天水圍頌富商場二期132號舖 Shop No. 132, Chung Fu Shopping Centre Stage 2, Tin Shui Wai	2448 9008	2448 9112
荃灣分行 Tsuen Wan	荃灣大河道14-16號登發大廈 Dang Fat Mansion, 14-16 Tai Ho Road, Tsuen Wan	2492 8102	2415 0984
屯門分行 Tuen Mun	屯門鄉事會道52-62號萬祥樓地下4號及5號舖 Shops 4 and 5 on G/F, Man Cheung Mansion, 52-62 Tuen Mun Heung Sze Wui Road	2441 6218	2441 6613
東涌分行 Tung Chung	大嶼山東涌慶東街1號東堤灣畔地下23號舖 Shop 23, G/F, Tung Chung Crescent, 1 Hing Tung Street, Tung Chung, Lantau Island	2109 3484	2109 4353
華明邨分行 Wah Ming Estate	粉嶺華明邨華明商場201號舖 Shop 201, Wah Ming Shopping Centre, Wah Ming Estate, Fanling	2677 8830	2669 9950
元朗青山道分行 Yuen Long Castle Peak Road	元朗青山公路元朗段162-168號聯昇樓地下C號舖 Shop C, G/F, Len Shing Mansion, 162-168 Castle Peak Road, Yuen Long	2479 4555	2479 4522

主要附屬銀行－分行分佈表  
MAJOR BANKING SUBSIDIARIES – LISTS OF BRANCHES

分行 Branch	地址 Address	電話 Tel
<b>澳門商業銀行股份有限公司</b> <b>Banco Comercial de Macau, S.A.</b>		
<b>澳門分行</b> <b>Macau Branches</b>		
南灣總行 Main Branch	南灣大馬路572號 Avenida da Praia Grande, No. 572	(853) 8791 0000
提督分行 Almirante Lacerda	罈些喇提督大馬路43號B Avenida Almirante Lacerda, No. 43B	(853) 2831 6191
黑沙環分行 Areia Preta	黑沙環馬場海邊大馬路30-30E號 Estrada Marginal do Hipódromo, Nos. 30-30E	(853) 2837 8262
高士德分行 Horta e Costa	澳門高士德大馬路53-59號地下遠洋豪軒A,B,D舖 Avenida Horta e Costa, Nos. 53-59, R/C, Edif. Grand Oceania, Lojas A,B,D.	(853) 2821 6523
建華分行 Kin Wa	黑沙環海邊馬路建華新邨第13座地下A舖 Estrada Marginal da Areia Preta, S/N, Edif. Kin Wa, Bloco 13, R/C, Loja A	(853) 2845 0759
營地街分行 Mercadores	營地大街40-42號A地下 Rua dos Mercadores, Nos. 40-42, R/C A	(853) 2857 2610
皇朝分行 Nape	宋玉生廣場315-363號獲多利中心地下O舖 Alameda Dr. Carlos D' Assumpção, Nos. 315-363, Edifício "Hot Line", R/C, Loja "O"	(853) 2872 2515
賣草地分行 Palha	賣草地街4-6號 Rua da Palha, Nos. 4-6	(853) 2837 3762
司打口分行 Ponte e Horta	司打口29號 Praça Ponte e Horta, No. 29	(853) 2837 8704
沙梨頭分行 Ribeira do Patane	巴素打爾古街402號 Rua do Visconde Paço d'Arcos, No. 402, R/C	(853) 2895 2942
台山分行 Toi San	台山巴波沙坊第十一街新城市花園第18座"CC"舖 Rua Onze Bairro Tamagnini Barbosa, S/N, Jardim Cidade Nova, Bloco 18, R/C Loja "CC"	(853) 2823 8483
<b>氹仔分行</b> <b>Taipa Branches</b>		
太子花城分行 Prince Flower City	埃武拉街太子花城 — 麗新閣地下I舖 Rua de Évora, Prince Flower City, Lai San Kok, R/C I	(853) 2884 2788
德福分行 Tak Fok	廣東大馬路德福海景花園F舖 Avenida de Kwong Tung, S/N, Edifício Tak Fok Seaview Garden, R/C, Loja F	(853) 2882 1308

## 主要附屬銀行－分行分佈表 MAJOR BANKING SUBSIDIARIES – LISTS OF BRANCHES

分行 Branch	地址 Address	電話 Tel
<b>澳門商業銀行股份有限公司</b> <b>Banco Comercial de Macau, S.A.</b>		
<b>路環分行</b> <b>Coloane Branch</b>		
路環分行 Coloane	屠場前地9號D Largo do Matadouro, No. 9-D	(853) 2888 2374

分行 Branch	地址 Address	電話 Tel
<b>大新銀行(中國)有限公司</b> <b>Dah Sing Bank (China) Limited</b>		
總行 Head Office	深圳市羅湖區深南東路5047號深圳發展銀行大廈16樓 16/F, Shenzhen Development Bank Building, 5047 Shennan Dong Road, Luo Hu District, Shenzhen	(86-755) 2519 9033
深圳南山支行 Shenzhen Nanshan Sub-Branch	深圳市南山區中心路深圳灣段2136號卓越維港名苑北區地舖 2136 Zhong Xing Road (Shenzhen Bay Part), Nan Shan District, Shenzhen	(86-755) 2238 5500
廣州分行 Guangzhou	廣東省廣州市越秀區人民北路604-2號大新銀行大樓一層和 二層01單元 Unit 01, 1/F-2/F, Dah Sing Bank Building, 604-2, North Renmin Road, Yue Xiu District, Guangzhou, Guangdong	(86-20) 8116 0888
上海分行 Shanghai	上海市徐匯區漕溪北路86號1層B室 Room B, 1/F, 86 North Cao Xi Road, Xu Hui District, Shanghai	(86-21) 2411 3388
南昌分行 Nanchang	江西省南昌市東湖區疊山路136號1-2層 1/F-2/F, 136 Dieshan Road, East Lake District, Nanchang, Jiangxi	(86-791) 8688 7333
鎮江分行 Zhenjiang	江蘇省鎮江市京口區解放路59號 59 Jiefang Road, Jing Kou District, Zhenjiang, Jiangsu	(86-511) 8530 9999
佛山支行 Foshan Sub-Branch	廣東省佛山市南海區桂城錦園路8號中海萬錦豪園紫荊 1座111舖、120舖 Shop 111, Shop 120, No. 1 Bauhinia Building, Starcrest, 8 Jinyuan Road, Guicheng, Nanhai District, Foshan, Guangdong	(86-757) 8513 3555



香港告士打道一零八號 大新金融中心三十六樓  
36th Floor, Dah Sing Financial Centre  
108 Gloucester Road, Hong Kong  
<http://www.dahsing.com>

